


Changing it yourself? Do it right! RECYCLE USED MOTOR OIL



Thousands of do-it-yourselfers (DIYers) in South Carolina change their own motor oil. If you're one of them, you can help conserve a valuable resource and protect the environment by recycling used oil from your car, truck, motorcycle, boat, recreational vehicle or lawnmower. **It's not only the right thing to do, it's the law.**

Why? Used motor oil is insoluble, slow to degrade and can contain toxic chemicals and heavy metals. If improperly disposed of (e.g., dumped on the ground, down a storm drain), it can do significant harm to the environment – particularly lakes, rivers and ground water. DIYers must recycle used oil and filters. No worries. It's easy to do.

Ready to change your oil? Before you begin, see your vehicle owner's manual for specific instructions. Typically, oil changes follow this series of steps.

1 Prepare.

Run your engine for 5 minutes before beginning – warm oil drains faster than cold. Do not drain oil that is at full operating temperature – it's too hot.



- Park your car on a level surface and apply the parking brake.
- Lay down a tarp or plastic sheet underneath your work area.
- Use rubber gloves to protect your hands.

2 Drain the oil.

Use caution. The oil may be hot.



- Locate the drain plug and remove it as directed by your owner's manual. Then drain the oil from the engine into the drain pan.
- Make sure you have a drain pan that can easily hold all of the oil from the crank case (most passenger cars hold about 5 quarts of oil). Properly position the drain pan to catch all of the oil.
- Keep draining until the oil has slowed to an intermittent drip.
- Replace the drain plug.

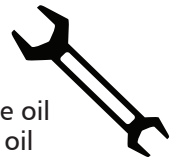
3 Transfer the dirty oil.

Carefully pour the oil into a clean leak-proof container with a tight lid.




4 Change the oil filter.

Before removing the oil filter, place the oil drip pan underneath. Remove the old oil filter and replace it with a new one. It may be necessary to use a filter wrench to remove the old filter and tighten the new one.



5 Drain the filter.

The old filter contains residual oil – as much as 10 ounces.



- Place the open end of the filter face down over the drain pan or the storage container to allow the oil to drain. If possible, let it sit in this position for at least 12 hours.
- Place the filter in a leak-proof can or resealable plastic bag. The filter must be recycled.
- Install the new filter as directed by the owner's manual.

6 Add the new motor oil.

See your owner's manual for the recommended viscosity grade, performance level and amount of oil required. Run the engine a few minutes to make sure there are no leaks.



7 Recycle the used oil.

Recycle the bottles and filter, too. See *Where can you recycle used motor oil and filters?* on the back page.



Where can you recycled used motor oil and filters?

There are collection sites in each of the state's 46 counties and more than 500 overall provided by local governments. Almost all of the sites accept used oil and filters while many also accept used oil bottles. Visit www.scdhec.gov/recyclehereSC to find the site nearest you.

There are about 400 additional collection locations provided by participating retailers including:

- Advance Auto Parts
- Auto Zone
- Firestone Complete Auto Care
- Jiffy Lube
- NAPA Auto Parts
- O'Reilly Auto Parts
- Pep Boys
- Tractor Supply Company
- Walmart

Visit www.irecycleoil.com to find the site nearest you. Always call ahead to confirm details.



- When selecting a container to hold used oil, avoid plastic bottles or containers once used for bleach, cleaners or other automobile fluids (e.g., antifreeze). They may have residue that contaminates the used oil. Also avoid paint cans or gasoline containers.
- If you collect oil over time, note that many centers won't accept more than 5 gallons per visit.
- Buy recycled. Used motor oil can be re-refined into lubricating oils that meet the same certifications and specifications as new oil. Not only do you complete the recycling loop, you conserve resources. One gallon of used motor oil provides the same 2.5 quarts of lubricating oil as 42 gallons of crude oil.



**RECYCLE
USED OIL**
IT'S A DO-IT-YOURSELF THING

The **Recycle Used Oil: It's a Do-It-Yourself Thing** campaign is designed to prevent the illegal disposal of used motor oil and filters. For this and related material from DHEC's Office of Solid Waste Reduction and Recycling, visit www.scdhec.gov/usedoilrecycling.


S.C. Department of Health and
Environmental Control