



de maximis, inc.

450 Montbrook Lane
Knoxville, TN 37919
865-691-5052 phone
865-691-6485 fax

pdf scanned
PM Copy

October 11, 2022

RECEIVED

OCT 10 2022

**SITE ASSESSMENT,
REMEDIATION, &
REVITALIZATION**

Mr. Tim Hornosky
SC Department of Health and Environmental Control
Bureau of Land and Waste Management
2600 Bull Street
Columbia, South Carolina 29201

Subject: 2022 1st Semi-Annual Monitoring Report
Former Federal Pacific Electric Company Facility (Site ID 00346)
Edgefield, South Carolina

Dear Mr. Hornosky:

On behalf of Federal Pacific Electric Company (FPE), we are submitting the 2022 1st Semi-Annual Monitoring Report, one hardcopy and an electronic copy. This report documents FPE's ongoing data collection related to groundwater recovery and treatment, monthly and quarterly discharge monitoring, quarterly groundwater gauging and semiannual surface and groundwater monitoring, and additional system modifications performed during the first half of 2022. As we had agreed, the 2nd Semi-Annual report will provide a summary and interpretation of the groundwater monitoring, surface water monitoring and recovery/treatment system data collected at the facility during 2022, along with an evaluation of the effectiveness of ongoing groundwater recovery/treatment, the results of ongoing remedial investigations, system and facility maintenance activities, and recommendations.

If you have questions or comments, please feel welcome to contact me at 865-691-5052 or Jeff Beckner at 706-828-4421.

Best regards,

de maximis, inc.

Bennie L. Underwood

cc: J. Beckner, Arcadis

pdf scanned
PM Copy



FEDERAL PACIFIC ELECTRIC CO.

2022 1st Semiannual Monitoring Report

Former Federal Pacific Electric Co. Site

Edgefield, SC

Site ID – 00346

October 2022

RECEIVED

OCT 18 2022

**SITE ASSESSMENT,
REMEDICATION, &
REVITALIZATION**

2022 1st Semiannual Monitoring Report

Former Federal Pacific Electric Co. Site
Site ID – 00346
Edgefield, South Carolina

October 2022

Prepared By:

Arcadis U.S., Inc.
1450 Greene Street, Suite 220
Augusta
Georgia 30901-5201
Phone: 706 828 4421
Fax: 706 828 4722

Prepared For:


Federal Pacific Electric Co.

Our Ref:


30067293



Bennie L. Underwood, P.E.
Trustee, FPE Liquidation Trust



Jeff S. Beckner, P.E.
Project Manager
ARCADIS U.S.



This document is intended only for the use of the individual or entity for which it was prepared and may contain information that is privileged, confidential and exempt from disclosure under applicable law. Any dissemination, distribution or copying of this document is strictly prohibited.

Contents

Acronyms and Abbreviations.....	iii
1 Introduction.....	1
2 Summary of 1Q22-2Q22 Activities.....	1
2.1 Weekly Groundwater Recovery and Treatment System Operation, Maintenance, Monitoring, and Monthly Discharge Sampling.....	2
2.2 Quarterly Groundwater Gauging.....	2
2.3 Semiannual Surface-Water and Groundwater Quality Monitoring.....	3
2.4 Recovery and Treatment System Modifications.....	3
2.4.1 Rabbit Trail Road Treatment System Control Building.....	3
3 Groundwater Flow and Recovery System Influence.....	3
3.1 Groundwater Occurrence and Flow.....	3
3.2 Groundwater Recovery and Treatment System.....	4
4 Surface-Water and Groundwater Quality.....	5
4.1 Surface-Water Quality.....	5
4.2 Groundwater Quality.....	5
4.2.1 Saprolite Zone Groundwater.....	5
4.2.2 PWR Zone Groundwater.....	5
4.2.3 Bedrock Zone Groundwater.....	5

Figures

Figure 1 Well Gauging and Surface Water Monitoring Locations

Figure 2 Groundwater Contours: Saprolite Zone - April 2022

Figure 3 Groundwater Contours: Partially Weathered Rock Zone - April 2022

Figure 4 Groundwater Contours: Bedrock Zone - April 2022

Tables

Table 1 Groundwater Elevation Gauging Data - April and June 2022

Table 2 Surface Water Quality Data - 2Q22

Table 3 Groundwater Quality Data - 2Q22

Table 4 Groundwater Recovery Volumes - January - June 2022

Appendices

A Groundwater Recovery/Treatment System Operating and Monitoring Data

B Surface Water and Groundwater Quality Analytical Data Report – April 2022

Acronyms and Abbreviations

ACPSA	Aiken County Public Service Authority
Arcadis	Arcadis U.S., Inc.
BOD	biological oxygen demand
CHC	chlorinated hydrocarbon
DMR	Discharge Monitoring Report
DO	dissolved oxygen
FPE	Federal Pacific Electric Company
mg/L	milligrams per liter
mGAL	million gallons
NPDES	National Pollution Discharge Elimination System
ORP	oxidation-reduction potential
PLC	programmable logic controller
PWR	partially weathered rock
SCDHEC	South Carolina Department of Health and Environmental Control
SGS	SGS North America
TCE	trichloroethene
TCL	Target Compound List
TDS	total dissolved solids
TSS	total suspended solids
USEPA	United States Environmental Protection Agency
VOC	volatile organic compound

1 Introduction

Arcadis U.S., Inc. (Arcadis) has prepared this 2022 1st Semiannual Remedial Action Report for the former Federal Pacific Electric Company (FPE) facility in Edgefield, South Carolina, on behalf of FPE. This report documents FPE's ongoing groundwater recovery and treatment operations, monthly and quarterly discharge monitoring, quarterly groundwater gauging, semiannual groundwater and surface-water monitoring, and additional system modifications conducted during 1Q22 – 2Q22.

This report provides a description of work performed, information regarding the distribution of dissolved chlorinated hydrocarbons (CHCs) in groundwater, and recovery and treatment system operations, maintenance, performance, and modifications during the reporting period. The report also includes tabulated data and laboratory analytical reports for the samples collected during the reporting period.

The following activities were conducted during the reporting period:

- Continuous oversight of recovery and treatment system operations, maintenance, and monitoring
- Monthly recovery system and discharge sampling
- Quarterly groundwater gauging and sewer-discharge sampling (March-April 2022 and June 2022)
- Semiannual surface-water and groundwater sampling (April 2022)
- Treatment system evaluation and modifications
- Off-site groundwater recovery system modifications.

2 Summary of 1Q22-2Q22 Activities

FPE operates on-site and off-site groundwater capture systems comprised currently of nine extraction wells and a Toe Drain capture system. Influent groundwater is conveyed to FPE's on-site treatment plant (**Figure 1**). Recovered groundwater from the on-site and off-site capture systems is pumped to an equalization tank; it then passes through multi-media filters and is transferred to a low-profile air stripper for treatment. Once treated, the groundwater flows through granular activated carbon filters and then to an effluent holding tank, where the water is discharged to three different locations following carbon polishing, including on-site infiltration trenches, Beaverdam Creek (National Pollution Discharge Elimination System [NPDES] permitted Outfall 001), and the on-site storm water pond (NPDES permitted Outfall 002). Operation and maintenance of the current groundwater capture and treatment system consists of weekly inspections of the groundwater extraction and treatment components, as well as routine and response maintenance of the remediation systems. Due to the detection of CHCs in treated system effluent in December 2021, all system effluent was directed to the permitted Aiken County Public Service Authority (ACPSA) outfall and all discharge to the NPDES permitted outfalls ceased. The following activities were performed to assess CHC mass recovery and meet discharge compliance requirements:

- Monthly sampling of recovered groundwater from extraction wells and the Odell Reservoir Toe Drain capture system
- Monthly and quarterly sampling of treated effluent (under ACPSA permit number FPE2019-1)
-

The methodology and findings of the system operation, maintenance, and monitoring activities completed during the reporting period are summarized in the following sections of this report.

2.1 Weekly Groundwater Recovery and Treatment System Operation, Maintenance, Monitoring, and Monthly Discharge Sampling

Weekly system management events currently consist of groundwater recovery and treatment system inspections, routine system maintenance and repairs, and recording of system operating data. Response to system malfunctions/alarms and associated repairs and resets are performed on an as-needed basis. Inspection and maintenance logs are maintained at the facility, as required by the operating permit. Table 1 of **Appendix A** provides a cumulative summary of system downtime and associated maintenance/repairs.

Water samples were collected monthly from the on-site and off-site extraction wells, Toe Drain influent, combined system influent, and effluent discharged to Beaverdam Creek (Outfall 001) and on-site stormwater pond (Outfall 002). Results of the water sampling are used to evaluate CHC mass recovery/treatment system performance and to prepare the monthly Discharge Monitoring Report (DMR), as required under NPDES discharge permit (# SC0047813). All samples were analyzed for Target Compound List (TCL) volatile organic compounds (VOCs) by SGS North America (SGS), Orlando, Florida, using United States Environmental Protection Agency (USEPA) Method 8260B. In addition, Toe Drain effluent samples were analyzed for biological oxygen demand (BOD), total suspended solids (TSS), and pH (Pace Analytical). Monthly influent and effluent analytical data collected since September 2009 are provided in Table 2 of **Appendix A**.

Quarterly ACPA discharge monitoring composite samples of the system effluent were collected over a 24-hour period during April and June 2022, in accordance with the permit requirements. Quarterly sewer effluent samples were analyzed for pH, BOD, TSS, chemical oxygen demand, total petroleum hydrocarbons, barium, chromium, trichloroethene (TCE), and cis-1,2-dichloroethene. All samples were analyzed by SGS using USEPA Methods. Analytical results for all parameters complied with permit conditions.

Effluent flow rates, recorded by the supervisory control and data acquisition system, are retrieved daily to document total treated effluent discharge volumes. These data, coupled with the effluent analytical data, comprise the NPDES and the ACPA DMR data sets that are submitted monthly to the South Carolina Department of Health and Environmental Control (SCDHEC) and ACPA.

2.2 Quarterly Groundwater Gauging

Water levels were gauged during April and June 2022 in approximately 120 wells located at the former FPE facility, the Star Fibers/Martin property, and other properties located in the vicinity of Rabbit Trail Road (**Figure 1**). Water-level measurements, which were obtained to the nearest 0.01 foot using an electronic water-level indicator, were used in conjunction with existing top-of-casing elevation data to determine groundwater elevations in the saprolite, partially weathered rock (PWR), and bedrock zones.

2.3 Semiannual Surface-Water and Groundwater Quality Monitoring

Surface-water quality monitoring was performed during April 2022 at established locations of the Odell Reservoir, the Odell Dam discharge pipes, and Beaverdam Creek. Surface-water samples from the Odell Reservoir were collected from a depth approximately 1.5 feet above the reservoir bottom with a stainless-steel-bomb sampler and samples from the Odell Dam discharge pipes and Beaverdam Creek were collected directly from the surface. All surface-water samples were placed in pre-preserved 40-ml VOA vials, placed on ice in a cooler and shipped to SGS under chain-of-custody protocol, for analysis of TCL VOCs via SW-846 Method 8260B. In situ field parameter measurements (pH, dissolved oxygen [DO], conductivity, temperature, total dissolved solids [TDS], oxidation-reduction potential [ORP], and turbidity) were measured at all sampling locations using a calibrated water-quality meter. The surface water analytical data reports are provided in **Appendix B**.

Groundwater samples were collected from 24 established well locations during April 2022 using low-flow sampling methods in accordance with approved (Hornosky to Underwood, 3/3/22) *Sampling and Analysis Plan – 2021 Revision* (Arcadis, 12/21). Representative groundwater sample obtained from each well were transferred into laboratory-prepared containers, placed on ice in a cooler, and shipped to SGS under chain-of-custody protocol for analysis of TCL VOCs by SW-846 Method 8260B. Field parameters (pH, temperature, conductivity, DO, ORP, TDS, and turbidity) were measured and recorded upon sample collection. The groundwater sampling logs and analytical data reports are provided in **Appendix B**.

2.4 Recovery and Treatment System Modifications

2.4.1 Rabbit Trail Road Treatment System Control Building

Due to sustained roof damage to the Rabbit Trail Road structure that houses a portion of the off-site groundwater recovery system controls, the structure was demolished by a local qualified contractor. Prior to demolition, off-site extraction wells EW-10, EW-11, and FASW were powered down, and all associated wiring, control panels, and programmable logic controllers (PLCs) were removed from the structure on December 29, 2021. A replacement recovery system control building was constructed on the existing concrete pad, panels/PLCs were reinstalled, and power was restored to the new control building. Off-site extraction wells EW-10, EW-11, and FASW were started on March 3, 2022.

3 Groundwater Flow and Recovery System Influence

3.1 Groundwater Occurrence and Flow

Regional groundwater flows in a general north-northeast direction across the site. Measured groundwater elevations from the quarterly 2022 gauging events are provided in **Table 1**. **Figures 2, 3, and 4** illustrate the potentiometric surfaces for the saprolite, PWR, and bedrock zones, respectively, during the April 2022 monitoring event.

Localized gradient perturbations have developed in response to recovery and infiltration system operations. The potentiometric surfaces for each of the hydro-stratigraphic zones (saprolite, PWR, and bedrock) are influenced by the preferential anisotropy of the permeability resulting from fractures and foliations related to folding of the metamorphic and igneous bedrock along southwest-northeast axial planes. In response to groundwater extraction, the saprolite and PWR hydro-stratigraphic zones have been dewatered along these axial planes where resistant bedrock ridges occur and the saprolite unit is thin.

3.2 Groundwater Recovery and Treatment System

The on-site groundwater recovery system, which currently consists of extraction wells EW-1R, EW-2, EW-3, EW-4, and EW-5, has been in operation since June 2004. Replacement extraction well EW-1R was installed on December 19, 2016, piped to the existing treatment system, and brought online in April 2017. New extraction well EW-5 was constructed in existing open borehole monitoring well MW-55 in September 2019 and was brought online March 3, 2020. The off-site groundwater recovery system, which currently consists of extraction wells EW-10, EW-11, EW-12, and FASW, and the passive Toe Drain system, has been in operation in September 2009. EW-12, which was installed September 2014, has been online since February 2015. The Toe Drain capture system and its associated treatment system operated from January 1999 to 2009 when it was redirected to the on-site treatment plant. The Toe Drain Seep Collection system, which directs shallow groundwater to the Toe Drain Sump, was constructed and brought online in July 2019.

The groundwater treatment system was put into operation in 2004 and currently consists of multi-media filtration, air stripping, and carbon polishing, with treated discharge going to two NPDES permitted outfalls, an on-site infiltration gallery, and an available publicly owned treatment works outfall. Following receipt of effluent analytical results (10 micrograms per liter TCE) on December 28, 2021, all groundwater recovery well and treatment systems were immediately shutdown, the untreated Toe Drain influent was redirected to the ACPSA permitted outfall, and SCDHEC was notified in accordance with NPDES Permit SC47813. An evaluation of treatment system equipment and operations was conducted during January-February 2022. Following treatment system repairs, the on-site groundwater extraction wells, offsite recovery well EW-12, and treatment system were put back in operation on February 18, 2022. Following completion of the offsite Rabbit Trail Road recovery system control building, extraction wells EW-10, EW-11, and FASW were put back in operation on March 3, 2022. All treated effluent was discharged to the ACPSA outfall from re-start to the end of the reporting period. All analyzed constituents in treated effluent discharged to the ACPSA outfall were all below method detection limits and/or permit discharge limits from January-June 2022.

Ongoing operation of the on-site and off-site groundwater extraction systems continues to remove CHC mass from the groundwater. The total volume of groundwater recovered from the on-site, off-site, and Toe Drain groundwater recovery systems during the reporting period January-June 2022 was approximately 5.9 million gallons (mGAL) (**Table 4**), which represents an average continuous withdrawal rate of approximately 22.8 gallons per minute. The cumulative total volume of groundwater recovered and treated by the system from 2004-June 2022 is approximately 228 mGal.

4 Surface-Water and Groundwater Quality

4.1 Surface-Water Quality

The surface-water quality monitoring data from each location for April 2022 are summarized in **Table 2** and the analytical laboratory report for the April 2022 monitoring event is included in **Appendix B**. Reported CHC concentrations in all surface-water samples from the dam discharge structure, the Odell Reservoir, and Beaverdam Creek were below detection during April 2022. The analytical results for all reservoir samples collected since March 2010 have met the South Carolina Surface Water Quality Standards.

4.2 Groundwater Quality

The groundwater quality monitoring data from each location for April 2022 are summarized in **Table 3** and the analytical laboratory report for the April 2022 monitoring event is included in **Appendix B**. Following are overall observations of groundwater quality in the three hydro-stratigraphic zones.

4.2.1 Saprolite Zone Groundwater

Reported TCE concentrations in saprolite zone groundwater during April 2022 indicate an order of magnitude decrease in downgradient well SMMW-2 compared to those observed in September 2021 and is consistent with historic fluctuations in the saprolite zone. The highest TCE concentration was reported in onsite monitor well MW-28 (0.483 mg/L), located upgradient of the on-site extraction system, and is comparable to historic concentrations. The lowest TCE concentration was reported in offsite monitor well SMMW-2 (0.07 mg/L) and is an order of magnitude less than reported in September 2021 (0.63 mg/L). The fluctuation in concentrations at SMMW-2 is consistent with historic fluctuations. The reported 2022 TCE concentrations in the saprolite zone are within historic ranges and the fluctuations are attributed to seasonal variation.

4.2.2 PWR Zone Groundwater

Reported TCE concentrations in the PWR zone groundwater during April 2022 are consistent with those reported in September 2021. The highest reported TCE concentration continues to be reported in Star Fiber Property well SMMW-4 (4.9 milligrams per liter [mg/L]). Reported TCE concentrations in the left and right Toe Drains increased from those reported in September 2021 and are attributed to no groundwater recovery from upgradient extraction well EW-12 during January-February 2022. Follow-on monthly water-quality monitoring during March-June indicated reported TCE concentrations returned to pre-shutdown levels by June 2022.

4.2.3 Bedrock Zone Groundwater

Reported TCE concentrations in the bedrock zone groundwater during April 2022 are generally consistent with those reported in September 2021 with the highest concentration being reported in Star Fiber Property well SMMW-9 (14 mg/L). One exception is the reported April 2022 TCE concentration in on-site bedrock well MW-52 (1.32 mg/L) was an order of magnitude higher than reported during September 2021 (0.27 mg/L) and is attributed to ceased groundwater recovery during January-February 2022.

Tables

Table 1
Groundwater Elevation Gauging Data
April 2022 and June 2022
Former Federal Pacific Electric Co.
Edgefield, South Carolina

Well ID	Well Casing Elevation (ft msl)	April 11, 2022		June 3, 2022	
		Depth to Groundwater (ft btoc)	Groundwater Elevation (ft msl)	Depth to Groundwater (ft btoc)	Groundwater Elevation (ft msl)
AMW-01	524.70	3.21	521.49	6.67	518.03
AMW-02	522.23	0.49	521.74	3.08	519.15
AMW-03	542.25	22.42	519.83	24.04	518.21
AMW-04	541.81	21.69	520.12	23.53	518.28
AMW-05	536.41	25.73	510.68	27.97	508.44
B-1SF	553.50	28.69	524.81	28.30	525.20
B-2SF	552.13	30.47	521.66	30.74	521.39
B-3SF	554.75	50.23	504.52	54.55	500.20
B-4SF	551.24	72.69	478.55	71.84	479.40
B-5SF	549.35	25.62	523.73	28.02	521.33
EW-1PZ	565.31	NG	NG	19.49	545.82
EW-1PRZ	565.44	45.17	520.27	NG	NG
EW-2PZ	562.22	53.72	508.50	46.65	515.57
EW-3PZ	560.35	22.50	537.85	28.78	531.57
EW-4PZ	566.31	66.62	499.69	72.17	494.14
EW-5	562.05	NG	NG	NG	NG
EW-10PZ	533.00	60.02	472.98	60.07	472.93
EW-11PZ	542.91	29.06	513.85	31.89	511.02
EW-12PZ	532.73	66.54	466.19	66.65	466.08
FASW	541.43	NG	NG	NG	NG
FPSW	539.39	0.18	539.21	0.47	538.92
LBMW-101	566.61	33.96	532.65	35.79	530.82
LBMW-102	540.85	21.28	519.57	23.10	517.75
LBMW-103	524.48	4.79	519.69	7.34	517.14
LBMW-104	508.35	1.73	506.62	4.99	503.36
MW-01	567.44	DRY	DRY	DRY	DRY
MW-02	565.61	DRY	DRY	DRY	DRY
MW-03	565.75	DRY	DRY	DRY	DRY
MW-04	564.61	20.98	543.63	22.87	541.74
MW-05	564.74	21.25	543.49	23.18	541.56
MW-06	564.59	DRY	DRY	DRY	DRY
MW-07	565.63	56.85	508.78	56.84	508.79
MW-08	567.07	34.54	532.53	35.75	531.32
MW-09	567.06	37.95	529.11	39.26	527.80
MW-10	567.24	17.31	549.93	18.70	548.54
MW-11	573.14	18.17	554.97	NG	NG
MW-12	563.23	DRY	DRY	DRY	DRY
MW-13	564.88	DRY	DRY	DRY	DRY

Table 1
Groundwater Elevation Gauging Data
April 2022 and June 2022
Former Federal Pacific Electric Co.
Edgefield, South Carolina

Well ID	Well Casing Elevation (ft msl)	April 11, 2022		June 3, 2022	
		Depth to Groundwater (ft btoc)	Groundwater Elevation (ft msl)	Depth to Groundwater (ft btoc)	Groundwater Elevation (ft msl)
MW-14	564.01	DRY	DRY	DRY	DRY
MW-15	562.03	DRY	DRY	DRY	DRY
MW-17	564.14	24.19	539.95	25.10	539.04
MW-18	559.64	14.18	545.46	DRY	DRY
MW-19	562.77	DRY	DRY	DRY	DRY
MW-20	554.61	18.98	535.63	20.33	534.28
MW-23	562.03	DRY	DRY	DRY	DRY
MW-25	566.03	59.78	506.25	64.19	501.84
MW-26	563.02	22.60	540.42	24.35	538.67
MW-27	546.37	4.77	541.60	8.01	538.36
MW-28	565.51	27.14	538.37	37.26	528.25
MW-31	551.39	8.33	543.06	10.70	540.69
MW-32	554.04	14.29	539.75	17.20	536.84
MW-33	551.82	9.22	542.60	10.68	541.14
MW-34	553.78	9.78	544.00	11.33	542.45
MW-42	558.46	12.96	545.50	14.19	544.27
MW-43	561.06	8.70	552.36	11.04	550.02
MW-45	564.24	12.52	551.72	14.72	549.52
MW-46	565.99	10.59	555.40	11.74	554.25
MW-47	565.93	10.92	555.01	12.13	553.80
MW-48	568.60	12.34	556.26	13.25	555.35
MW-49	568.75	4.49	564.26	7.60	561.15
MW-50	569.65	22.48	547.17	21.95	547.70
MW-52	564.42	60.87	503.55	72.64	491.78
MW-53	564.22	27.72	536.50	28.78	535.44
MW-54	563.85	68.18	495.67	67.60	496.25
OW-21	568.24	21.31	546.93	21.73	546.51
OW-29	562.08	10.59	551.49	11.25	550.83
OW-30	565.26	16.73	548.53	17.86	547.40
OW-36	551.51	5.75	545.76	8.21	543.30
OW-37	555.10	7.39	547.71	10.45	544.65
OW-38	556.24	19.88	536.36	21.23	535.01
OW-39	561.91	DRY	DRY	21.08	540.83
OW-40	561.28	7.83	553.45	10.18	551.10
PMW-01	527.22	1.85	525.37	4.18	523.04
PMW-02	522.76	0.00	522.76	0.00	522.76
PMW-03	539.72	4.60	535.12	6.14	533.58
PMW-04	546.58	7.37	539.21	9.10	537.48

Table 1
Groundwater Elevation Gauging Data
April 2022 and June 2022
Former Federal Pacific Electric Co.
Edgefield, South Carolina

Well ID	Well Casing Elevation (ft msl)	April 11, 2022		June 3, 2022	
		Depth to Groundwater (ft btoc)	Groundwater Elevation (ft msl)	Depth to Groundwater (ft btoc)	Groundwater Elevation (ft msl)
PMW-05	546.55	7.15	539.40	8.78	537.77
PMW-06	531.64	4.17	527.47	4.50	527.14
PMW-07	538.72	Unable to locate		Unable to locate	
PMW-08	539.36	10.21	529.15	10.44	528.92
PSMW-01	520.24	2.92	517.32	7.39	512.85
PSMW-02	521.25	5.42	515.83	9.87	511.38
PSMW-03	531.53	11.05	520.48	14.17	517.36
PSMW-04	525.30	5.01	520.29	7.56	517.74
PSMW-05	515.34	4.59	510.75	6.57	508.77
PSMW-06	531.64	5.04	526.60	8.42	523.22
PSMW-07	538.72	3.76	534.96	7.13	531.59
PZ1-PWR	561.75	24.00	537.75	25.17	536.58
PZ1-RCK	561.61	24.00	537.61	NG	NG
PZ1-S	561.65	DRY	DRY	DRY	DRY
PZ2-PWR	561.16	21.95	539.21	23.61	537.55
PZ2-RCK	560.94	21.83	539.11	23.33	537.61
PZ2-S	561.21	Well Collapsed		Well Collapsed	
REMW-01	559.81	14.27	545.54	15.13	544.68
RNMW-01	544.88	3.34	541.54	3.49	541.39
RNMW-02	557.35	13.43	543.92	14.99	542.36
RNMW-03	559.07	14.69	544.38	16.20	542.87
RTB-02	542.65	22.38	520.27	23.81	518.84
RTB-03	543.06	23.07	519.99	24.63	518.43
RTB-04	542.60	21.47	521.13	23.79	518.81
RTB-06	534.47	14.75	519.72	17.36	517.11
SFMW-01	550.97	DRY	DRY	DRY	DRY
SFMW-01A	551.08	18.30	532.78	18.88	532.20
SFMW-02	557.41	DRY	DRY	DRY	DRY
SFMW-02A	557.58	DRY	DRY	DRY	DRY
SFMW-05	545.45	4.63	540.82	10.28	535.17
SFMW-06	545.43	4.08	541.35	9.37	536.06
SFMW-07	547.96	6.67	541.29	DRY	DRY
SMMW-01	544.00	4.48	539.52	9.90	534.10
SMMW-02	553.73	18.39	535.34	19.21	534.52
SMMW-03	543.05	19.74	523.31	22.12	520.93
SMMW-04	554.26	29.87	524.39	29.41	524.85
SMMW-05	550.15	17.06	533.09	19.23	530.92
SMMW-06	554.52	28.26	526.26	27.88	526.64

Table 1
Groundwater Elevation Gauging Data
April 2022 and June 2022
Former Federal Pacific Electric Co.
Edgefield, South Carolina

Well ID	Well Casing Elevation (ft msl)	April 11, 2022		June 3, 2022	
		Depth to Groundwater (ft btoc)	Groundwater Elevation (ft msl)	Depth to Groundwater (ft btoc)	Groundwater Elevation (ft msl)
SMMW-07	542.59	19.20	523.39	21.37	521.22
SMMW-08	554.47	26.98	527.49	26.54	527.93
SMMW-09	542.34	18.38	523.96	20.54	521.80
SMMW-10	533.26	4.22	529.04	7.83	525.43
SMMW-11	540.12	10.09	530.03	12.90	527.22
SMMW-12	555.23	23.60	531.63	24.87	530.36
SMMW-13	540.56	10.26	530.30	13.13	527.43
TMW-01	540.41	2.33	538.08	6.69	533.72
TMW-02	523.88	0.98	522.90	3.65	520.23

Notes:

NG = not gauged

ft msl = feet relative mean sea level

ft btoc = feet below top of casing

DRY = well was dry at the time of gauging

Table 2
Summary Surface Water Analytical Results - April 2022
Former Federal Pacific Electric Co.
Edgefield, South Carolina

Monitoring Well	Sample Date	Volatile Organic Compounds (SW-846 8260B)								
		1,1-DCE (µg/L)	1,2-DCE (total) (µg/L)	TCE (µg/L)	PCE (µg/L)	Vinyl Chloride (µg/L)	Chloroform (µg/L)	Carbon Disulfide (µg/L)	Toluene (µg/L)	Acetone (µg/L)
BEAVERDAM CREEK AND ODELL RESERVOIR										
Main Discharge (DDPC)	4/13/2022	ND	ND	ND	ND	ND	ND	ND	ND	ND
Plunge Pool (DDPD10)	4/13/2022	ND	ND	ND	ND	ND	ND	ND	ND	ND
Midpoint	4/13/2022	ND	ND	ND	ND	ND	ND	ND	ND	ND
Star Road	4/13/2022	ND	ND	ND	ND	ND	ND	ND	ND	ND
Upstream	4/13/2022	ND	ND	ND	ND	ND	ND	ND	ND	ND
Station 3	4/13/2022	ND	ND	ND	ND	ND	ND	ND	ND	ND
Station 5	4/13/2022	ND	ND	ND	ND	ND	ND	ND	ND	ND
Station 7	4/13/2022	ND	ND	ND	ND	ND	ND	ND	ND	ND
Station 8	4/13/2022	ND	ND	ND	ND	ND	ND	ND	ND	ND
Station 13	4/13/2022	ND	ND	ND	ND	ND	ND	ND	ND	ND

Notes:

DCE = Dichloroethene

TCE = Trichloroethene

PCE = Tetrachloroethene

ug/L=micrograms/Liter

ND = Not Detected

Only those compounds that were detected in at least one sample above the Practical Quantitation Limit are included on this table.

Table 3
Summary Groundwater Analytical Results - April 2022
Former Federal Pacific Electric Co.
Edgefield, South Carolina

Monitoring Well	Sample Date	Volatile Organic Compounds (SW-846 8260B)								
		1,1-DCE (µg/L)	1,1-DCA (µg/L)	cis-1,2-DCE (µg/L)	trans-1,2-DCE (µg/L)	1,1,1-TCA (µg/L)	TCE (µg/L)	PCE (µg/L)	Vinyl Chloride (µg/L)	Chloroform (µg/L)
FORMER FPE FACILITY										
MW-06	4/13/2022	Not Sampled (Dry)								
MW-14	4/13/2022	Not Sampled (Dry)								
MW-15	4/13/2022	Not Sampled (Dry)								
MW-17	4/13/2022	ND	ND	10.6	ND	ND	878	30.0	ND	ND
MW-17 DUP	4/13/2022	20.6	ND	13.0	ND	1.1	919	45.3	ND	1.1
MW-19	4/13/2022	Not Sampled (Dry)								
MW-23	4/13/2022	Not Sampled (Dry)								
MW-25	4/13/2022	ND	ND	1,130	ND	ND	5,970	ND	ND	ND
MW-28	4/13/2022	10.6	ND	3.5 J	ND	ND	483	22.0	ND	ND
MW-52	4/13/2022	ND	ND	263	2.4 J	ND	1,320	ND	ND	ND
MW-53	4/13/2022	18.1	0.51 J	ND	ND	ND	4.1	ND	ND	0.56 J
MW-54	4/13/2022	20.4 J	ND	127	ND	ND	1,230	47.0	ND	ND
STAR FIBERS/MARTIN										
B-1SF	4/12/2022	ND	ND	934	ND	ND	5,080	ND	ND	ND
B-4SF	4/12/2022	ND	ND	85.5	ND	ND	969	ND	ND	ND
SMMW-02	4/12/2022	ND	ND	9.7 J	ND	ND	70.8	ND	ND	ND
SMMW-03	4/12/2022	2.0 J	ND	50.5	ND	ND	307	ND	ND	ND
SMMW-04	4/12/2022	ND	ND	550	ND	ND	4,900	ND	ND	ND
SMMW-04 DUP	4/12/2022	ND	ND	536	13.8 J	ND	4,830	ND	ND	ND
SMMW-06	4/12/2022	ND	ND	64.8	ND	ND	704	ND	ND	9.3 J
SMMW-07	4/12/2022	ND	ND	3,680	ND	ND	7,930	ND	ND	ND
SMMW-09	4/12/2022	ND	ND	2,050	ND	ND	14,000	ND	ND	ND
SMMW-11	4/12/2022	0.42 J	0.45 J	47.7	ND	ND	8.9	ND	5.9	ND
SFMW-02A	4/12/2022	Not Sampled (Dry)								
RABBIT TRAIL ROAD PROPERTIES										
AMW-02	4/12/2022	ND	ND	ND	ND	ND	2.3	ND	ND	ND
AMW-03	4/12/2022	ND	ND	10.1	ND	ND	194	ND	ND	ND
AMW-05	4/12/2022	0.97 J	2.3	2.4	ND	ND	9.7	ND	10.8	ND
PMW-02	4/12/2022	ND	0.38 J	1.3	ND	ND	45.7	ND	ND	ND
PMW-04	4/12/2022	ND	ND	14.8	ND	ND	60.4	ND	ND	ND
PSMW-04	4/12/2022	ND	ND	ND	ND	ND	3.4	ND	ND	ND
PSMW-05	4/12/2022	ND	ND	103	ND	ND	683	ND	ND	ND
RTB-06	4/12/2022	19.4 J	ND	186	ND	ND	1,070	ND	88.8	ND
RTB-06 DUP	4/12/2022	29.2	ND	181	3.3	ND	1,050	ND	75.2	ND
LBMW-102	4/12/2022	ND	ND	3.0	ND	ND	0.65 J	ND	3.1	ND
R Toe Drain	4/14/2022	ND	ND	1.0	ND	ND	1.6	ND	0.69	ND
L Toe Drain	4/14/2022	1.1	ND	85.6	ND	ND	237	ND	3.2	ND

Table 3
Summary Groundwater Analytical Results - April 2022
Former Federal Pacific Electric Co.
Edgefield, South Carolina

Notes:

DUP = Duplicate sample	TCA = Trichloroethane
DCE = Dichloroethene	TCE = Trichloroethene
DCA = Dichloroethane	ND = Not Detected
PCE = Tetrachloroethene	R = Right
ug/L=micrograms/Liter	L = Left

Only those compounds that were detected in at least one sample above the Practical Quantitation Limit are included on this table.

Table 4
Groundwater Recovery Volumes - January - June 2022
Former Federal Pacific Electric Co.
Edgefield, South Carolina

Reporting Period	On-Site Recovery System						Off-Site Recovery System					
	EW-1	EW-2	EW-3	EW-4	EW-5	Total Recovered Groundwater (gallons)	EW-10	EW-11	EW-12	FASW	Toe Drain	Total Recovered Groundwater (gallons)
January-22	0	0	0	0	0	0	0	0	0	0	110,706	110,706
February-22	8,558	0	14,605	130,668	25,360	179,191	0	0	57,804	0	106,782	164,586
March-22	32,207	16,140	22,311	590,369	92,000	753,027	21,925	41,915	228,491	16,060	89,470	397,861
April-22	54,321	144,169	67,518	515,889	125,837	907,734	117,065	227,870	346,127	25,390	109,053	825,505
May-22	62,808	107,260	69,048	292,354	102,895	634,365	101,800	225,060	291,005	14,440	40,003	672,308
June-22	48,641	76,225	61,293	533,207	84,286	803,652	80,400	119,400	229,763	26,300	27,069	482,932
Totals:	206,535	343,794	234,775	2,062,487	430,378	3,277,969	321,190	614,245	1,153,190	82,190	483,083	2,653,898

Total Recovered Groundwater All Recovery Systems (Gallons) = 5,931,867

Notes:

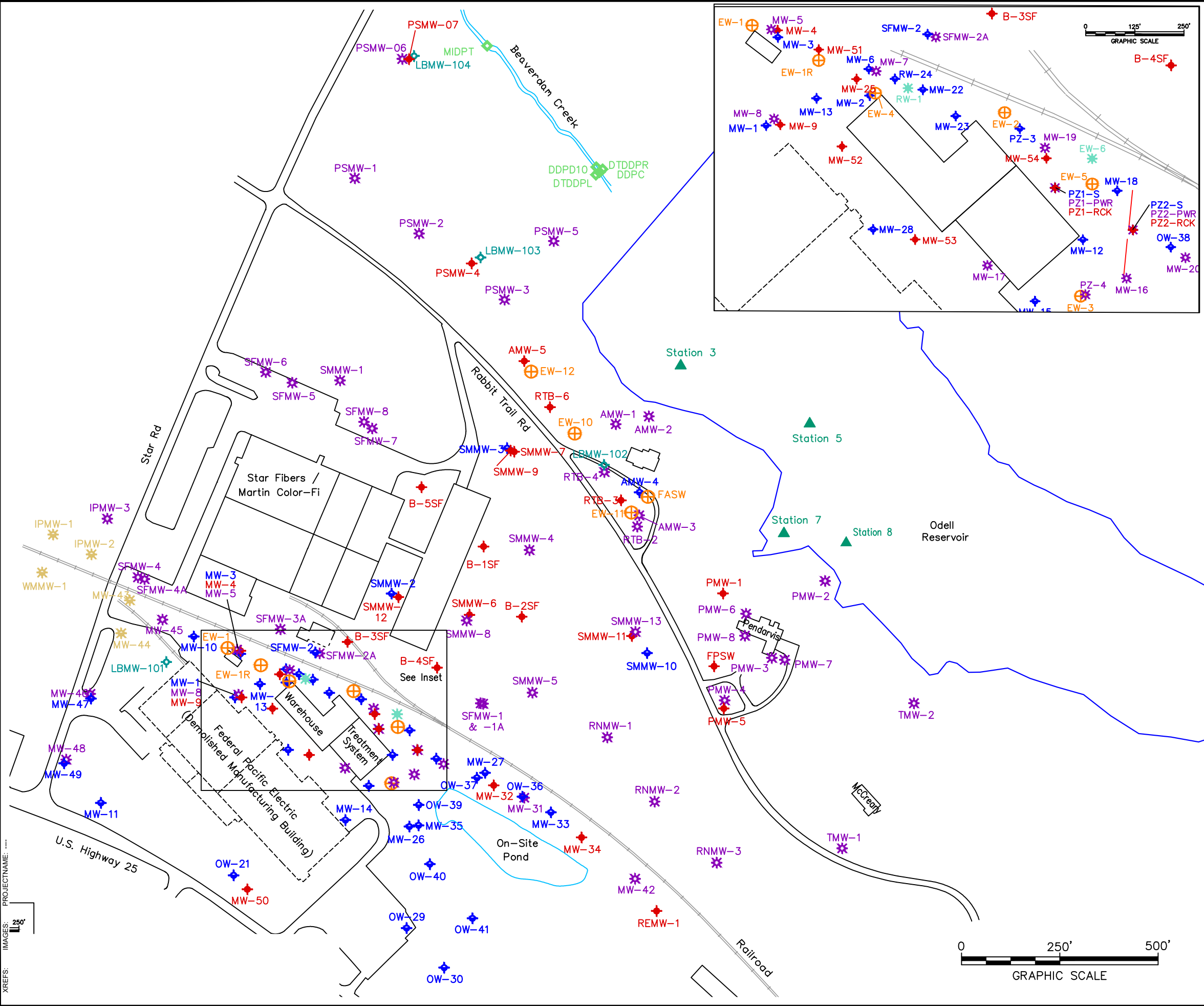
EW=extraction well

January 2022 - all extraction wells offline during treatment system evaluation

February 2022 - extraction well EW-2 offline due to pump failure; offsite wells EW-10, EW-11, and FASW offline due to Rabbit Trail Road building/controls modifications

Figures

CITY:\Redd\DIV\GROUP\Redd\DB\Redd\LD\Opt\PIC\Opt\PM\Redd\TM\Opt\LYR\Opt\ON*OFF+REF*
 C:\Users\rd01012\BIM\360\Arcadis\ANA - EXXON MOBIL\Project Files\FPE Edgfield\SC2021\3067293.101-DWG\GEN-F01-WELL GAUGING AND SURFACE WATER LOCATIONS.dwg LAYOUT: 1 SAVVED: 3/2/2021 12:37 PM ACADVER: 23.1S (LMS TECH) PAGES: 1 PLOTSTYLETABLE: PLT\FULL.ctb PLOTTED: 3/2/2021 12:39 PM BY: THORWATH, CHANDRAKANTH
 XREFS: IMAGES: PROJECTNAME:



- LEGEND**
- ◆ SAPROLITE MONITOR WELL
 - ✱ PARTIALLY WEATHERED ROCK (PWR) MONITOR WELL
 - ◆ BEDROCK MONITOR WELL
 - ✱ SAPROLITE / PWR MONITOR WELL
 - ✱ SAPROLITE / PWR / BEDROCK MONITOR WELL
 - ⊕ EXTRACTION WELL
 - ▲ APPROXIMATE REINJECTION TRENCH LOCATION
 - ▲ ODELL RESEVOIR SAPMLING STATION
 - ◇ TOE DRAIN SAMPLING LOCATION (ODELL PROGRAM)
 - ◆ LOWER BEDROCK MONITORING WELLS

- NOTES**
1. SITE MAP BASED ON FILES PROVIDED BY CDM, INC., MAY 2011.
 2. HORIZONTAL DATUM IS SOUTH CAROLINA STATE PLANE, (NAD83, FEET).

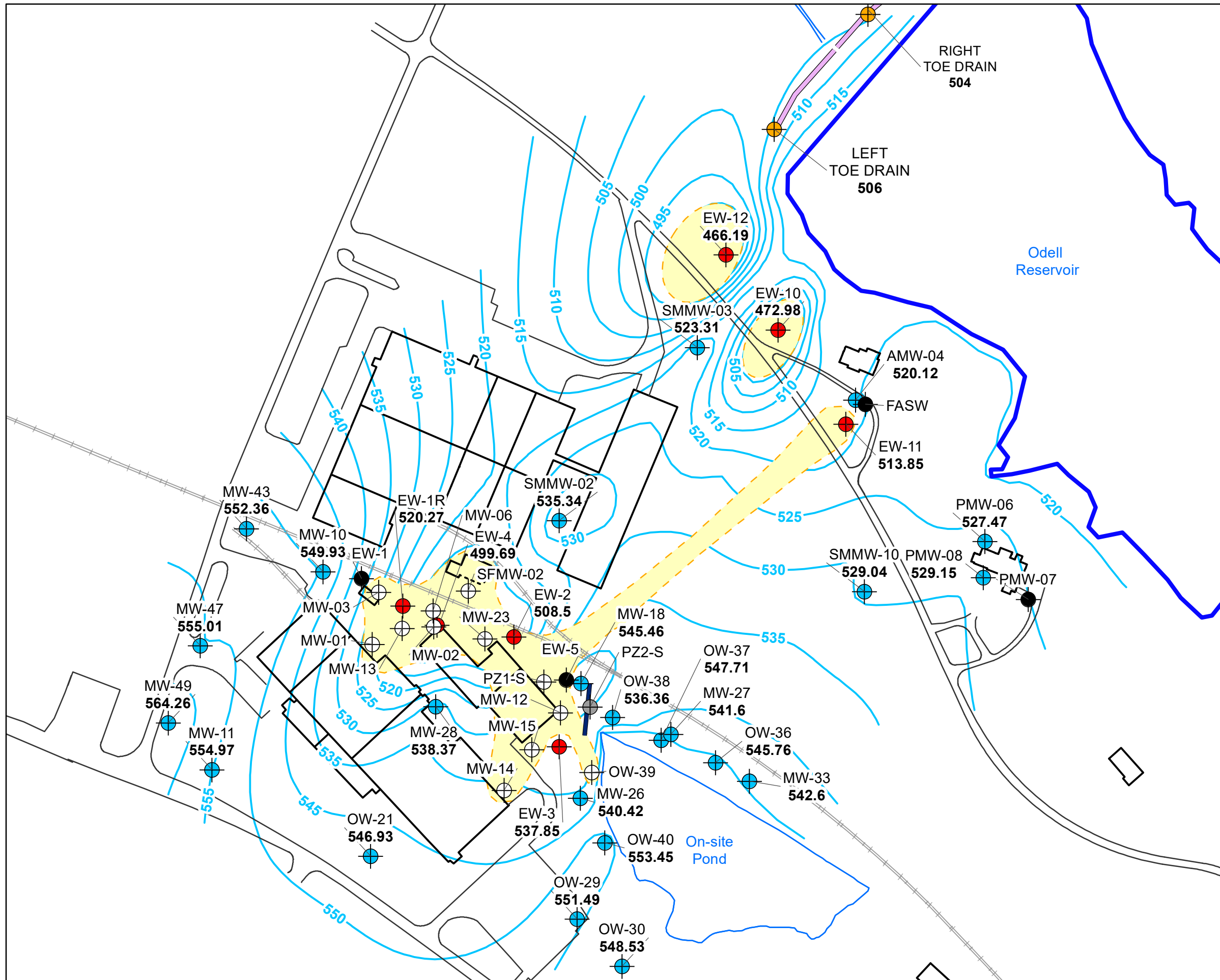
UPSTREAM
(Approximately 2,700 feet to the southeast)

FORMER FEDERAL PACIFIC ELECTRIC SITE
EDGEFIELD, SOUTH CAROLINA
2022 1ST SEMIANNUAL MONITORING REPORT

WELL GAUGING AND SURFACE WATER LOCATIONS

Design & Consultancy
for natural and built assets

FIGURE
1



Legend

- NOT MEASURED
- ⊖ WELL COLLAPSED
- ⊕ DRY WELL
- TOE DRAIN WELL
- EXTRACTION WELL
- SAPROLITE WELL
- ODELL RESERVOIR
- WATER FEATURE
- ROADS
- RAILROADS
- BUILDINGS
- TOE DRAIN
- TRENCH
- GROUNDWATER ELEVATIONS, FEET ABOVE MEAN SEA LEVEL
- SAPROLITE DRY ZONE

Notes:

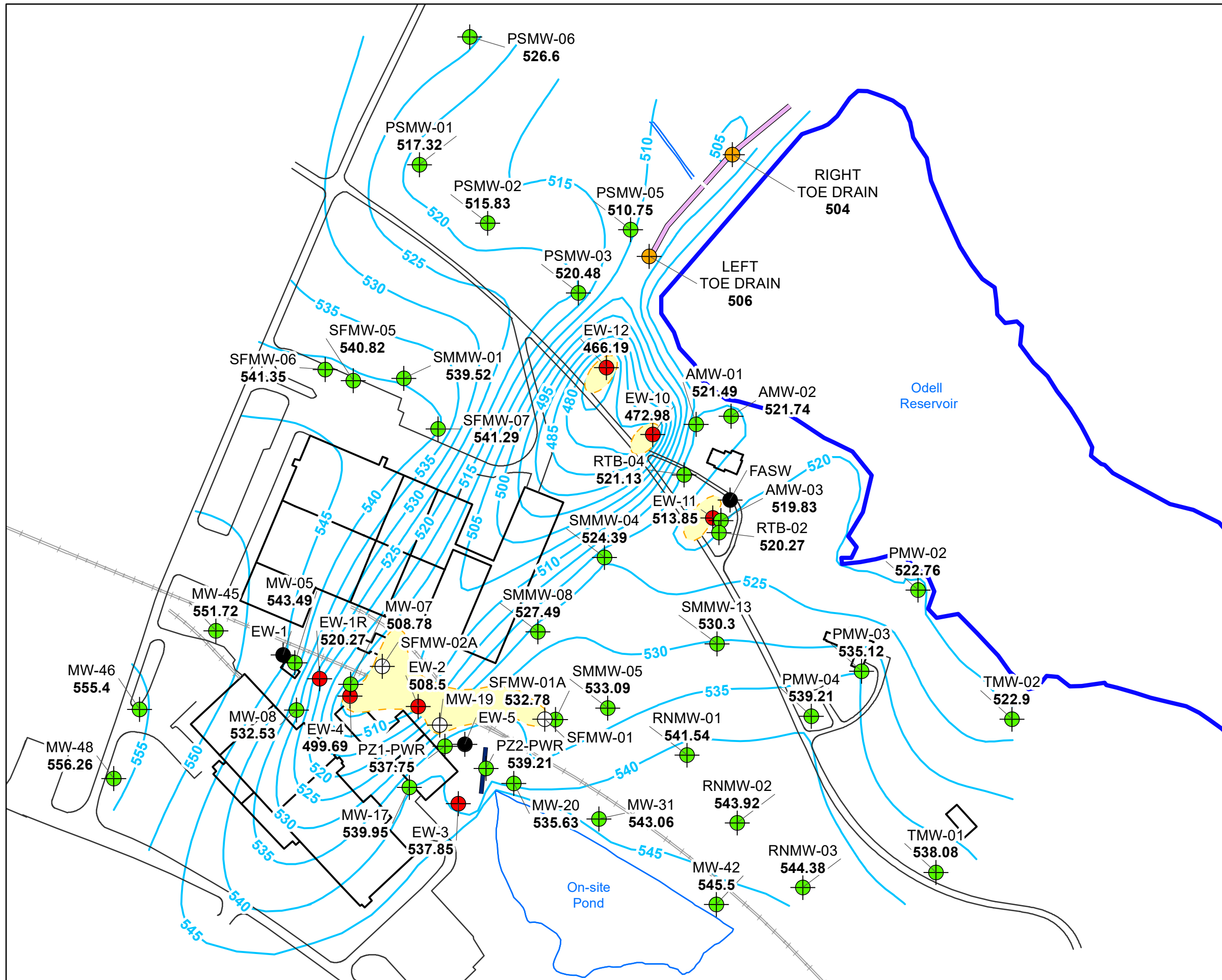
- All locations and dimensions are approximate.
- Kriging variogram components:
Linear with anisotropy of ratio = 2, angle = 55, and slope = 1. Contour level is at 5 feet.
- Partially weathered rock and bedrock well elevations from AMW-01, AMW-03, SMMW-04, SMMW-07, SMMW-13, and RTB-06 were used in the saprolite contouring.

NewFields 1980 Post Oak Blvd., Suite 227
 Perspective. Vision. Solutions. Houston, Texas 77056
 (713) 357-5244

2022 1st SEMIANNUAL MONITORING REPORT


FIGURE 2
 GROUNDWATER CONTOURS
 SAPROLITE ZONE
 APRIL 22, 2022

Former Federal Pacific Site, Edgefield, South Carolina



Legend

- NOT MEASURED
- DRY WELL
- TOE DRAIN WELL
- EXTRACTION WELL
- PARTIALLY WEATHERED ROCK WELL
- ODELL RESERVOIR
- WATER FEATURE
- ROADS
- RAILROADS
- BUILDINGS
- TOE DRAIN
- TRENCH
- GROUNDWATER ELEVATIONS, FEET ABOVE MEAN SEA LEVEL
- PWR DRY ZONE



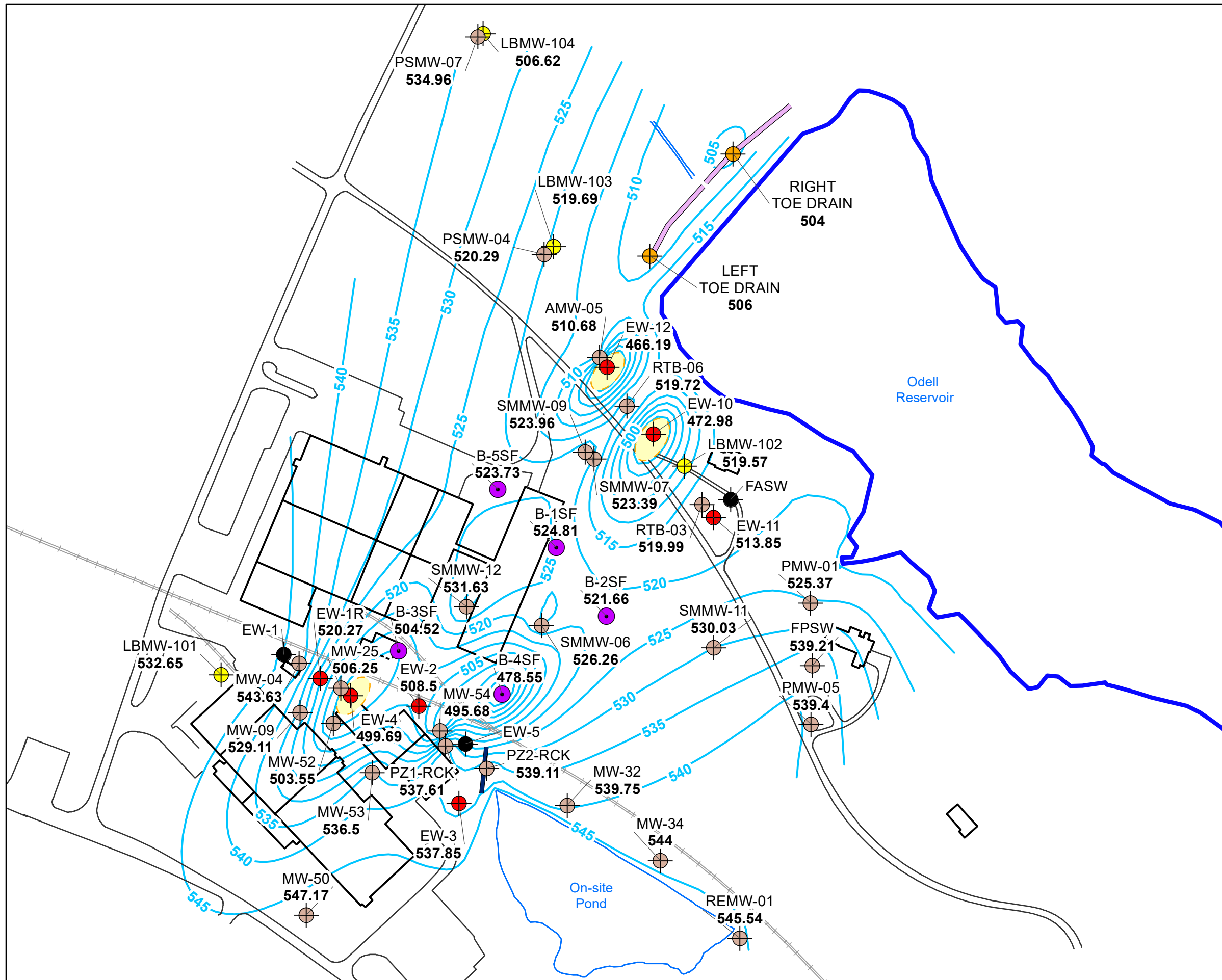
- Notes:
1. All locations and dimensions are approximate.
 2. Kriging variogram components:
Linear with anisotropy of ratio = 2, angle = 55, and slope = 1. Contour level is at 5 feet
 3. PWR - Partially weathered rock

NewFields 1980 Post Oak Blvd., Suite 227
 Perspective. Vision. Solutions. Houston, Texas 77056
 (713) 357-5244

2022 1st SEMIANNUAL MONITORING REPORT

FIGURE 3 GROUNDWATER CONTOURS PARTIALLY WEATHERED ROCK ZONE APRIL 22, 2022

Former Federal Pacific Site, Edgefield, South Carolina



Legend

- NOT MEASURED
- SOIL BORING
- TOE DRAIN WELL
- EXTRACTION WELL
- BEDROCK WELL
- LOWER BEDROCK WELL
- ODELL RESERVOIR
- WATER FEATURE
- ROADS
- RAILROADS
- BUILDINGS
- TOE DRAIN
- TRENCH
- GROUNDWATER ELEVATIONS, FEET ABOVE MEAN SEA LEVEL
- TOP OF BEDROCK DRY ZONE

0 100 200 400 Feet

Notes:

1. All locations and dimensions are approximate.
2. Kriging variogram components:
 Linear with anisotropy of ratio = 2, angle = 55, and slope = 1. Contour level is at 5 feet
3. The lower bedrock water levels are not honored in shallow bedrock potentiometric surface.

NewFields 1980 Post Oak Blvd., Suite 227
 Perspective. Vision. Solutions. Houston, Texas 77056
 (713) 357-5244

2022 1st SEMIANNUAL MONITORING REPORT

FIGURE 4
 GROUNDWATER CONTOURS
 BEDROCK ZONE
 APRIL 22, 2022

Former Federal Pacific Site, Edgefield, South Carolina

Appendix A

Groundwater Recovery/Treatment System Operating and Monitoring Data

Appendix A Table 1
 Cumulative Summary of Treatment System Downtime
 FPE Groundwater Treatment System
 Edgefield, South Carolina



Dates	Cause	Actions Taken
6/30/04 - 7/2/04	Power Outage: when power came back on for the system, the low pressure alarm for the air stripper blower was triggered. This shut down the influent equalization tank transfer pumps, and once the high level in the influent tank was reached, the extraction well pumps were shut down.	An automatic reset was programmed for the air stripper blower so that when a power outage occurs, the blower attempts to restart automatically before an alarm is triggered.
Effluent to ACPSA/ Trenches	PLC Failure: some condensate formed inside an electrical conduit and dripped onto one of the PLC modules, causing the module to fault and produce erroneous readings.	The conduit ends within the data control center were modified with drains so that no water can fall onto the electrical components of the control center.
	No significant downtime	
	No significant downtime	
	RW-1: a break was experienced where the extraction line connected to the well casing. A small amount of water (< 50 gallons) was lost from this line (underground) before the problem was diagnosed.	Repairs were made to the connection between the extraction line and the well casing. The well has been operating normally since the repairs.
5/1/05 - 7/31/05	No significant downtime	
8/1/05 - 10/31/05	No significant downtime	
11/1/05 - 1/31/06	No significant downtime	
2/1/06 - 4/30/06	No significant downtime	
7/16/06 - 7/17/06	Power Outage: the system was down for two days, and the downtime is believed to be associated with a power outage from a thunderstorm. The system did not properly reset when power was restored.	Further action has not been taken at this time since the automatic reset is currently functioning properly. CDM will continue to monitor the system closely.
10/19/06 - 10/22/06	Sump Alarm: the system was down for approximately four days due to inadvertently tripping the high-high level switch on the floor sump while transferring purge water from sampling activities. The autodialer did not call out when this occurred. The system was reset when the operator made his next visit to the site.	A contactor was replaced in the sump control panel. The sump pumps are now functioning normally, and the autodialer properly calls out when the high-high level switch is tripped.
1/21/07 - 2/12/07	RW-1: the extraction well pump stopped working due to a problem with the motor.	The motor was replaced on February 12, 2007, and the well is now operating normally.
4/10/2007	Multi-media filter: a small leak was discovered on a gasket line access port (side of filter) for one of the three multi-media filters.	The filter was taken off line, and extracted groundwater was rerouted through one of the two other filters.
7/17/07 - 7/23/07	RW-1 was taken offline on July 17, 2007, and EW-4 was started in its place on July 23, 2007.	This replacement was planned and not related to a problem with the treatment system.
8/1/07 - 10/31/07	No significant downtime	
1/10/2008	EW-1: Lower than normal extraction rates were observed for this well in late December.	The well pump and down-hole piping was replaced on January 10, 2008.
2/1/08 - 4/30/08	No significant downtime	
5/1/08 - 7/31/08	No significant downtime	
10/15/08 - 10/27/08	EW-1: offline due to pump failure	The well pump was replaced on October 27, 2008.
10/27/08 - 11/7/08	EW-2: offline due to pump failure	The well pump was replaced on November 7, 2008.
11/8/08 - 1/31/09	No significant downtime	
2/1/09 - 4/30/09	No significant downtime	

Appendix A Table 1
 Cumulative Summary of Treatment System Downtime
 FPE Groundwater Treatment System
 Edgefield, South Carolina



Dates	Cause	Actions Taken
7/15/2009	Extraction wells turned off to allow tie-in of piping for the new offsite conveyance system.	No action necessary. System was restarted on July 16, 2009.
8/1/09 - 10/31/09	No significant downtime	
1/14/2010	Sump Alarm: the high level switch was accidentally tripped during carbon drum backwashing. The condition was brief and returned to normal before the autodialer called out. However, once tripped, all extraction wells and the treatment system turned off until they were manually reset.	A 10-minute delay has been programmed into the floor sump high level alarm. If the switch is accidentally tripped and then returns to normal within 10 minutes, no system shutdowns occur. CDM also tested the autodialer to ensure it was functioning properly.
2/9/2010	Influent Tank High Level: For a brief period, the incoming flow to the influent tank was higher than the outgoing flow, and the high level switch tripped. This caused all the extraction wells to shutdown until they could be manually reset.	The transfer pumps were not pumping at full capacity, and CDM has made programming modifications to prevent this event from happening again.
2/19/2010	Air Stripper Blower Failure: a suspected electrical surge caused the air stripper blower to shutdown.	The electrical setup was reviewed and confirmed to be ok. The blower has been monitored since this event, and the problem has not reoccurred.
3/3/10 - 3/5/10	EW-10: hose inside well became dislodged.	Hose connection to hard piping was repaired.
6/6/10 - 6/28/10	EW-1: offline due to pump failure	The well pump was replaced on June 28, 2010.
7/8/10 - 7/12/10	EW-11: offline due to pump failure	Troubleshooting revealed that some wiring inside the well electrical box needed to be repaired. This was done on Monday, July 12th.
8/19/2010	Air Stripper High Level: The air stripper level indicator malfunctioned, reporting erroneous high level readings to the control panel. This caused all the extraction wells to shutdown for a brief period.	The problem was corrected and the system was restarted within four hours of the extraction wells shutdown.
12/10/10 - 12/14/10	EW-4: offline to fix a minor leak at the wellhead	The small leak was fixed and EW-4 was put back online on 12/14/10.
12/15/10 - 12/30/10	Modem Failure: The offsite system communications modem failed. The offsite wells and toe drain pumps continued to function normally, but offsite performance data were not transferred to the main system computer in this period.	A new modem was installed on 12/30/10.
2/11/11 - 2/12/11	Power outage: The treatment system was without power for approximately 10 hours due to a car crash that damaged a power pole adjacent to the site.	Once power was restored, the system was reset and began functioning normally again.
2/23/2011	EW-10: low pumping rate and consequent high water level	Opened diaphragm valve wide open; cycled pump; pump issue resolved and well adjusted to 3.5 gpm
3/29/2011	Agency inspections: ACPSA collect effluent sample; Edgefield Water & Sewer on site to read meter	ARCADIS split effluent samples with ACPSA
4/5/2011	Power outage: Toe drain recovery system was without power for approximately 12 hours due to downed power lines along Rabbit Trail Rd.	Began arranging backup power source for toe system; power restored at approximately 1530 hrs; system back online; reset autodialer; notified SCDHEC of system upset and ~90 gallon of untreated toe drain influent escaped to Beaver Dam Creek.

Appendix A Table 1
Cumulative Summary of Treatment System Downtime
FPE Groundwater Treatment System
Edgefield, South Carolina



Dates	Cause	Actions Taken
4/10/2011	Power outage: storm in early AM caused short term power outage; influent and EW-4 pumps not reset automatically	Reset influent and EW-4 pumps; cleared all alarms; reset autodialer
4/22/2011	Influent and EW-4 pump failure: storm in early AM caused short term power outage; pumps not reset automatically	Reset influent and EW-4 pumps; cleared all alarms; reset autodialer
6/9/2011	Recovery well EW-10 failure: decrease in pumping rate over several days and ultimate failure	Replace bad pump/motor assembly
8/14/2011	Power outage - short term	computer UPS failed resulting in no data logging for ~ 8 hrs; replaced UPS 8/16
8/30/2011	EW-4 pump failure alarm: short term power outage; pump not reset automatically	Reset EW-4 pump; cleared alarm; reset autodialer
9/10/2011	SCADA communication failure to offsite wells:	Manually reset modem several times before repairs made to main phone line by AT&T
9/16/2011	Air stripper filter alarm: aged and clogged filter	Removed/cleaned/re-install filter; cleared alarm; reset autodialer
9/22/2011	Toe drain effluent line moisture sensor alarm: no moisture, sensor bad	Replaced sensor
10/4/2011	SCADA communication failure to offsite wells:	Remotely reset modem several times before repairs made to main phone line by AT&T
10/17/2011	EW-4 pump failure alarm: short term power outage; pump not reset automatically	Reset EW-4 pump; cleared alarm; reset autodialer
10/30/2011	SCADA communication failure to offsite wells	Remotely reset modem
11/1/2011	Toe Drain sump influent line: reduced flow from iron fouling	Opened and cleaned TD sump and influent lines
11/3/2011	Alarm: Toe drain alarm	Replaced leak detection sensor on toe drain piping
11/17/2011	EW-1 Level Probe failure	Replace level probe
11/22/2011	Recovery well EW-11 pump failure; pump and motor failure	Purchased/installed new pump/motor/piping - 12/13/11 (well down for 20 days)
12/1/2011	Elevated GAC drum backpressure EW-2 Level Probe failure	Replace GAC drums; Replace level probe
12/4-7/11	Toe drain effluent line moisture sensor alarm: no moisture	Cleaned sensor probe
1/5/2011	Toe Drain Backup Power Supply: grid power outages	Installed back-up generator on 12/20/11 and put on line 1/5/12
1/31/2012	Toe Drain Pumps: decreased pumping rates	Purchased and installed replacement pumps
2/29/2012	System Backwash Sludge Tank: full	Removed ~3,000 gal iron/water via vac truck and transport/dispose at EQ Augusta
3/2/2012	Alarm: for pipe leak; sensor wet from heavy rain. Alarm: for filter trouble, preset on.	Preset on.
3/5/2012	Alarm: Rabbit Trail power failure.	On.
4/1/2012	Alarm: Toe Drain pipe leak, caused by heavy rain.	On.
4/17/2012	Well EW-11 shut off.	Testing
4/19/2012	FASW off.	Testing
4/24/2012	Shut down EW-10 at 1310. Restart EW-11 at 1510 and shut down at 1715.	Testing
4/29/2012	Security Alarm: Unknown	Reset alarm, inspect system
6/1/2012	Backwash Filter Alarm: PLC fault	Adjust solenoid, reset alarm and restarted system

Appendix A Table 1
Cumulative Summary of Treatment System Downtime
FPE Groundwater Treatment System
Edgefield, South Carolina



Dates	Cause	Actions Taken
6/22/2012	Backwash Filter Alarm: PLC fault	Adjust solenoid, reset alarm and restarted system
6/24/2012	FASW Failure Alarm: and filter tank leak.	Reset alarm, fixed leak on filter tank, and inspect system
7/13/2012	FASW Failure Alarm: and filter tank leak.	Reset alarm, fixed leak on filter tank, and inspect system
7/18/2012	Alarm: Rabbit Trail power failure and filter system problem.	Checked system, drained influent tank, reset alarm, and system restart.
7/19/2012	Alarm: Rabbit Trail power failure and filter system problem.	Checked system, drained influent tank, reset alarm, and system restart.
7/30/2012	Alarm: Rabbit Trail power failure and filter system problem.	Reset alarm and restarted backwash filter
7/31/2012 to 8/2/2012	Alarm: EW-10 fail	Reset Pump
8/21/2012	All onsite recovery wells down	Auto system reset and wells back on line after 2 hours
10/27/2012 to 11/3/2012	Alarm: Rabbit Trail power failure. EW-10 and EW-11 down.	Reset alarm and pump restart. Repair off-site system PLC and reset EW-3 magnetic flow meter (11/3/12)
11/14/2012	Alarm: Filter system	Checked system, drained influent tank, reset alarm, and system restart. Reset filter system discharge pressure.
12/20/2012	Alarm: High discharge pressure on filter system	Reset set: monitored. Backwashed Filter C. Finish repair of mixer M1. Back in service.
12/21/2012	Alarm: High discharge pressure on filter system	Backwashed Filter C. Monitored twice. Filter A back in service.
12/22/2012	Alarm: Filter high pressure. Sludge holding tank valves would not open when filled.	Backwashed Filter A & C. Manually opened valves and drained tank.
12/26/2012	Alarm: Filter system trouble. Filter B alarm showing valve P/C problem.	Checked system, drained influent tank, reset alarm, and system restart. Backwashed filter A & C.
1/24/2013	Water in containment area from a leak in filter A and buildup in air stripper trays	Backwash filters A & C and clean air stripper trays
1/30/2013	Water in containment area from a seal leak in filter A	replace seal
2/1/2013	Alarm: Power Surge. Filter system fault.	Checked system, reset alarm. Reset filters
2/2/2013 to 2/14/13	Alarm: PLC Fault; system down for filter replacement	Repair PLC; All run times reset to 11/15/12 recorded times; run air stripper in manual mode to treat Toe Drain water during filter repair; all systems back on line 2/14/13
2/20/2013	buildup in air stripper trays	clean air stripper trays
3/6/2013	Alarm: Filter pressure	Reset pressure differential on A, B, & C.
3/12/2013	buildup in air stripper trays	clean air stripper trays
3/14/2013	Alarm: Filter pressure, EW-4 offline	Reset backwash filters & alarms. Back in service.
3/18/2013	Alarm: Filter system trouble. (Storm/heavy rain)	System filter fault reset filter, monitor.
3/23/2013	Alarm: Power failure and filter system fault	Reset alarm and system restart
3/27/2013	Toe Drain system down for maintenance	Cleaned toe drain sump; replaced TD sump pumps; cleaned TD lines and replaced four Fernco couplings on piping; system back up same day.
5/2/2013	SCADA upgrades completed	Resume off-site recovery
5/7/2013	buildup in air stripper trays	clean air stripper trays

Appendix A Table 1
Cumulative Summary of Treatment System Downtime
FPE Groundwater Treatment System
Edgefield, South Carolina



Dates	Cause	Actions Taken
5/24/2013	Alarm: Filter system trouble	System filter fault reset filter, monitor.
6/6/2013	Pressure transducer is causing pump to short cycle because it's pressure signal is intermittent	Replace pressure transducer
6/23/2013	Alarm: Toe drain pump overload	Checked system, reset alarm. Reset filters
6/24/2013	Alarm: Toe drain pump overload	Checked system, reset alarm. Reset filters
6/29/2013	Alarm: Toe drain high level (P100 failed)	Reset alarm
6/30/2013	Alarm: Toe drain high level (P100 failed)	Reset alarm
7/6/2013	Alarm: Toe drain high level (P100:P150)	Reset alarm
7/8/2013	Alarm: Toe drain high level	Reset alarm
7/11/2013	Redox level low	Added 4 buckets of redox
7/14/2013	Alarm: Toe drain sump high level	Reset alarm
7/18/2013	Toe Drain system down for maintenance	Cleaned toe drain sump; replaced TD sump pumps; system back up same day.
8/6/2013	Alarm: Toe drain communication alarm	Remotely reset modem
9/23/2013	Alarm: Toe drain power fail	Reset alarm
10/24/2013	Shut down toe drain return pumps	Restart Pumps on 10/29/13
11/14/2013	Alarm: Power failure and modem communication problems	Restart system; work with AT&T per modem issues
2/2/2014	Alarm: Toe drain high level	Changed out P-100 pump/motor; restart
2/9/2014	Toe Drain system down for maintenance	Cleaned toe drain sump and jetted line; system back up same day.
2/21/2014	Alarm: Toe drain high level (P100 failed)	Reset alarm
2/12/2014	Lost power from ice and snow storm	2/14/14 power back on
3/11/2014	FASW flow meter giving erratic readings	Cleaned FASW flow meter
3/25/2014	Power surge; air compressor power fault	reset breaker and power up unit
4/6/2014	Alarm: Short term power failure	Reset UPS and Rabbit Trail control panel; system back on line
5/8/2014	Annual SCDHEC compliance inspection	No findings
5/26/2014	Alarm: Short term power failure	Reset EW-1; system back on line; change GAC units
6/13/2014	SCADA system not responding remotely	reboot system; change out modem
8/9/2014	Alarm: EW-11 down from apparent power surge	Reset EW-11 and back on line
8/23/2014	SCADA system not responding remotely	reboot system; change out modem
8/30/2015	Alarm: TE sump high level	Connections in P100 pump control box cleaned; pump back in service and operating
9/9/2014	TD communication failure	Reset dial up at residence; communication back in service
9/15/2014	Alarm: EW-4 down	Reset EW-4 and back on line
11/24/2014	Alarm: Rabbit Trail communication failure	Replaced APC and system back on line
12/17/2014	EW-10, EW-11, and FASW offline; tapping into influent line for EW-12	influent conveyance line back in service; EW-10, EW-11, and FASW back on line
12/29/2014	Alarm: Rabbit Trail communication failure	Rewired APC and system back on line
12/31/2014	Alarm: Communication failure at Rabbit Trail Road; phone line down at treatment facility	TD UPS replaced 1/2/15; treatment facility phone line repaired 1/3/15
1/4/2015	Alarm: Well EW-11 down	Reset EW-11 and back on line
1/23/2015	Alarm: Communication failure	Reboot computer and back online
1/26/2015	Alarm: Filter system	Reset and back online
2/1/2015	Alarm: Well EW-10 down	Reset EW-10 and back on line
2/5/2015	SCE&G cut power to treatment facility 0955 hrs	Power back on and systems back up at 1037 hrs

Appendix A Table 1
Cumulative Summary of Treatment System Downtime
FPE Groundwater Treatment System
Edgefield, South Carolina



Dates	Cause	Actions Taken
2/16/2015	Alarm: Well EW-2 down (pump bad); EW-11 shutdown due to effluent line leak	Replaced EW-11 effluent line on 2/24/15; replaced EW-2 pump/motor on 3/13/15
2/19/2015	Offsite extraction wells on and off during line pressure testing - 4 hours	All wells back in service same day - 2/19/15
3/9/2015	Alarm: Toe Drain high level	Replaced TD pump 3/9/15; TD back in service
4/3/2015	Alarm: EW-11 down	Reset EW-11 and back on line
5/21/2015	Security Alarm: Unknown	reset sensitivity of security cameras
6/16/2015	Alarm: EW-4 overload fault	Reset EW-4 and back on line
6/18/2015	Alarm: EW-4 tripped off, will not stay running	Replaced pump and motor 6/30/15, well back on line
6/30/2015	Alarm: EW-10 faulted	Reset EW-10 and back on line same day
7/26/2015	Alarm: Transfer pump VFD fault	Reset VFD and monitored system
7/28/2015	Alarm: Transfer pump VFD Failed	Replaced VFD and system back on line
8/13/2015	Alarm: EW-10 tripped off	Reset VFD, back on.
8/14/2015	Remote system login issue	Trouble shot PLC, rebooted computer;
8/19/2015	Alarm: EW-10 fault	Installed a new pump/motor and well placed back online
8/20/2015	Alarm: Toe Drain PLC	Reset PLC and system back on line-TD offline <24 hours
8/24/2015	TD PLC issue	Replace PLC in-out module; system back online
10/5/2015	Alarm: EW-10 tripped off	Reset EW-10 and back in service
10/12/2105	Alarm: EW-10 and EW-11 tripped off	Reset EW-10 and EW-11, monitored, and back in service
11/4/2015	Alarm: Remote access communication failure	AT&T troubleshoot phone line and fixed the problem
11/8/2015	Alarm: EW-12 tripped off	Reset EW-12 and rebooted computer
11/18-19/2015	Routine maintenance: Offsite extraction wells and Toe Drain shut down	Conveyance line jetting/cleaning; restart all offsite systems following maintenance
11/28/2015	Alarm: SCADA and HMI Panel not working	Systems rebooted and back online-systems offline<24 hours
1/30/2016	Alarm: EW-12 fault	Pump/motor pulled and replaced on 2/9/16
1/30/2016	EW-12 off for troubleshooting pump	Pump/motor pulled and replaced on 2/9/17
2/9/2016	Alarm: EW-12 pump shaft broken	Pump replaced
2/19/2016	Alarm: EW-10 tripped off	Reset EW-10 and back in service
2/25/2016	EW-10 motor fault	EW-10 pump and motor replaced on 3/4/16
3/7/2016	Alarm: EW-10 tripped off	Electrical trouble-shoot and repair for EW-10
4/21/2016	Alarm: Filter reset	Filter reset cleared out on filter panel
5/3/2016	EW-1 turned off for rebound testing	EW-1 turned on before sampling on 5/12/16
5/21/2016	Alarm: Toe Drain P100 tripped off	Toe Drain P100 pump and motor replaced
5/29/2016	Alarm: FSW pump faulted; computer down	Rebooted and back in service
5/31/2016	Alarm: EW-12 tripped off	Reset and back online
6/8/2016	Alarm: Toe Drain P150 stopped running	Replaced capacitor box, pump and motor and back in service
7/18/2016	Alarm: Rabbit Trail communication failure	Phone service repaired phone lines on 7/21/16
7/18/2016	Alarm: Toe drain communication alarm	Phone service repaired phone lines on 7/21/16
7/18/2016	EW-1 will not start in auto troubleshoot	EW-1 replaced level transmitter
8/2/2016	Troubleshoot EW-12 flow meter	Reset and back online
8/4/2016	Trench #2's transducer is bad	Installed new transducer in Trench #2 on 9/22/16; still not working
8/16/2016	Pump P7A leaking	P7A transfer pump swapped out on 8/25/16

Appendix A Table 1
Cumulative Summary of Treatment System Downtime
FPE Groundwater Treatment System
Edgefield, South Carolina



Dates	Cause	Actions Taken
9/3/2016	Alarm: EW-10 and EW-11 tripped off due to weather	Both reset and back online
9/7/2016	Alarm: PLC shut down due to bad UPS power supply	Disconnected bad UPS power supply and redirected power to P/C power; plant back online; restarted pumps, wells, and plant; bad UPS replaced on 9/8/16 with new battery back-up
9/12-14/2016	Toe Drain modification	Reconfigured Toe Drain influent header for easier sampling; installed second port in sump housing
9/22/2016	New transducer installed in Trench #2	Transducer in Trench #2 still not working - PLC needs addressing
10/8/2016	Alarm: EW-11 tripped off	EW-11 reset and back in service
11/12/2016	Alarm: EW-11 tripped off	EW-11 reset and back in service
12/3/2016	Treatment system down for one day for carbon system piping installation	Carbon system piping installed and restarted treatment system; effluent flow meter reset
12/10/2016	Treatment system down for one day for carbon system piping installation	Carbon system piping installed and restarted treatment system
1/29/2017	Alarm: Toe Drain high level	Changed P150 motor; bad control box
3/1/2017	Alarm: Air Stripper high level	Reset pump and pulled level down; restart plant
5/1/2017	Alarm: EW-12 tripped off	EW-12 reset and back in service
6/6/2017	Alarm: EW-12 tripped off	EW-12 reset and back in service
6/15/2017	EW-2 level transducer malfunction; well shut down	Transducer replaced and well back in service
6/16/2017	Alarm: EW-10 and EW-11 tripped off	Reset both and back in service
6/20/2017	Alarm: EW-11 tripped off	EW-11 reset and back in service
8/8/2017	Alarm: EW-10 tripped off	EW-10 reset and back in service
8/9/2017	Alarm: Air stripper effluent pump failure. Treatment system down	Reset pump. Treatment system back in service
8/14/2017	Alarm: EW-11 tripped off	EW-11 reset and back in service
8/20/2017	Alarm: EW-10 and EW-11 tripped off	Reset both and back in service
8/23/2017	Alarm: EW-11 tripped off due to NFP signal	EW-11 fault and transducer changed, well reset and back in service
8/29/2017	Trench #1's motor not working properly	Adjusted motor in Trench #1
9/12/2017	Alarm: Rabbit Trail communication down due to power outage	ATT repaired phone lines and back in service on 9/14/18
10/13/2017	Alarm: EW-10 and EW-11 tripped off	Reset both and back in service
11/6/2017	Alarm: EW-10 and EW-11 faults	Restricted operation of wells during daylight working hours; replaced transducer bellows on 11/28/17 and returned to operating full-time
1/4/2018	Alarm: Air stripper effluent pump failed; treatment system down	Installed new pump P-4A; treatment system back in service on 1/5/18
1/5/2018	P-4B pump troubleshoot - pump has a leak	Effluent fail safe for tank and throughout system installed
3/12/2018	Alarm: EW-12 faulting and can't achieve desired drawdown	Installed pressure gauges on EW-10, EW-11, and EW-12 to monitor line pressures for diagnosis
4/15/2018	Alarm: Effluent pump (P-4A and -4B) failed	Replaced pump P-4B and repaired shaft coupling of P-4A; system back in service 4/16/18
5/4/2018	Alarm: Offsite extraction system communication fa	Contacted ATT for phone service inspection; ATT reported phone and internet service issues resolved 5/10/18

Appendix A Table 1
Cumulative Summary of Treatment System Downtime
FPE Groundwater Treatment System
Edgefield, South Carolina



Dates	Cause	Actions Taken
5/15/2018	Increasing Toe Drain influent line pressures and decreasing flows	Cleaned TD influent/effluent lines, replaced TD sump pumps, and cleaned offsite extraction well influent line; all placed back in service 5/15/18
5/18/2018	Alarm: EW-12 faulting and can't achieve desired drawdown	Replaced with larger pump/motor; back in service 5/18/18
6/15/2018	Continued EW-12 faulting and performance issues	Replaced flow meter and adjust VFD; back in service and operating normally 6/21/18
7/1/2018	Alarm: AS discharge pump P3B fault resulted in air stripper and sump high level alarms	Cleared fault, toggled to P3A pump and system back on line 7/1/18; reprogrammed PLC so P3 pumps would automatically toggle to backup pump if one fails.
8/14/2018	Persistent communication issues between Rabbit Trail Rd systems and on-site treatment system since April 2018.	AT&T determined issues on their side and resolved com issues on 8/24/18
9/8/2018	Alarm: EW-12 fault	Reset fault and placed EW-12 back in service; adjusted pumping levels in EW-10 and EW-11
9/13/2018	Shut down all system due to pending hurricane	No effects from storm; all systems place back in service 9/17/18
10/8/2018	Alarm: EW-12 fault	Reset fault and placed EW-12 back in service; adjusted pumping level in EW-12 from 33' to 36'
10/10/2018	Shut down all systems due to pending hurricane	No effects from storm; all systems place back in service 10/11/18
12/6/2018	Alarm: Influent pump P2B faulting;	Switch to P2A; P2B seized and needs replacement, purchase/replacement scheduled for 1Q19
12/17/2018	Alarm: continued EW-12 faulting	Upgraded surge protection on EW-12 VFD and reprogrammed; EW-12 placed back in service 12/17/18
1/3/2019	Alarm: FASW fault due to influent line backpressure	Changed pumping level of EW-11 to reduce backpressure same day
4/3/2019	Alarm: AS transfer pump P-2B fault	Toggled to pump P-3B and system back online same day
4/24/2019	Alarm: EW-1R pump/motor fault	Replaced pump/motor 5/1/19 and placed back in operation
4/26/2019	Alarm: EW-10 pump motor overloading	Replaced pump/motor 5/3/19 and placed back in service
6/3/2019	Alarm: AS transfer pump P-3B fault	Toggled to pump P-3A and system back online same day
6/7/2019	Alarm: EW-12 PLC input card faulty, needs replacement	EW-10, EW-11, and EW-12 PLC input cards replaced 7/24/19 and placed back online
7/18/2019	Alarm: AS transfer pump P-3A/3B fault; treatment system shutdown	Replaced AS transfer pump P-3B; made programming adjustments to VFD/PLC; treatment system placed back online 7/30/19
8/14/2019	Alarm: AS transfer pump P-3A fault;	Toggled to pump P-3B and system back online same day
8/16/2019	Alarm: EW-12 Rabbit Trail Road VFD faults	Replaced I/O modules and systems placed back in operation 8/29/19
12/13/2019	Alarm: EW-3 pump motor overloading	Replaced EW-3 pump/motor and placed back in operation 1/9/20
1/10/2020	Alarm: EW-2 pump/motor fault	Replaced EW-2 pump/motor and placed back in operation 1/16/20
2/6/2020	Alarm: Airstripper transfer pump P-3B fault	Reset VFD and placed back in operation 2/7/20

Appendix A Table 1
Cumulative Summary of Treatment System Downtime
FPE Groundwater Treatment System
Edgefield, South Carolina



Dates	Cause	Actions Taken
2/14/2020	Alarm: Airstripper transfer pump P-3B fault	Reset VFD and placed back in operation 2/16/20
3/17/2020	Alarm: Airstripper transfer pump P-3A fault	Reset VFD and placed back in operation 3/7/20
3/29/2020	Alarm: Airstripper transfer pump P-3A/-3B fault	Reloaded PLC parameters in both VFDs and placed back into operation 3/30/20
4/12/2020	Alarm: Power and offsite communication failure	Reboot recovery/treatment systems and placed back in operation 4/13/20
4/21/2020	Alarm: Power and offsite communication failure	Reboot recovery/treatment systems and placed back in operation 4/23/20
4/25/2020	Alarm: Power and offsite communication failure	Reboot recovery/treatment systems and placed back in operation 4/27/20
6/5/2020	Alarm: Airstripper transfer pump P-3A fault	Reset VFD and placed back in operation 6/5/20
7/19/2020	Alarm: Airstripper transfer pump P-3A fault	Reset VFD and placed back in operation 7/20/20
8/14/2020	Alarm: Power and offsite communication failure	Reboot recovery/treatment systems and placed back in operation 8/15/20
9/26/2020	Alarm: Power and offsite communication failure	Reboot recovery/treatment systems and placed back in operation 9/27/20; control room communication restored 9/29/20.
10/16/2020	Offsite extraction wells off due to panel and communication system replacement	Offsite extraction well system restarted and placed in operation 10/17/20.
11/10/2020	Alarm: Extraction well FASW fault	Replaced pump/motor 12/17/20
11/30/2020	Alarm: Main plant power failure	System reset itself and back in operation 11/30/20
1/26/2021	Alarm: Power and offsite communication failure	Reboot offsite recovery systems and placed back in operation 1/26/21
2/25/2021	Alarm: FASW extraction well fault	Reset and placed back in service 2/25/21
3/7/2021	Alarm: Airstripper transfer pump P-3A/P-3B fault and shut system down	Reset all pumps and VFDs and placed back in service 3/7/21
4/16/2021	Alarm: EW-12 extraction well fault	Reset VFD and UPS and placed back in service
5/5/2021	Alarm: Main plant power failure	Reset systems and place back in service 5/5/21
5/17/2021	Take GAC vessels offline for carbon change out	GAC replaced and vessels placed back in service 5/26/21
6/7/2021	Alarm: Airstripper transfer pump P-3A/P-3B fault and shut system down	Reset all pumps and VFDs and placed back in service 6/8/21
6/14/2021	Alarm: EW-2 extraction well fault	Reset and placed back in service 6/14/21
1/28/2021	Alarm: Airstripper sump high level	Restart P-3 pumps and pump down AS sump; placed system back in service 1/28/21
2/25/2021	Alarm: Airstripper sump high level	Restart P-3 pumps and pump down AS sump; placed system back in service 2/26/21
5/5/2021	Alarm: Airstripper sump high level	Restart P-3 pumps and pump down AS sump; placed system back in service 5/5/21
6/7/2021	Alarm: Floor sump high level	Pumped down EQ tank, reset P-2 pumps, placed back in service 5/5/2021
7/10/2021	All recovery/treatment systems offline for main control panel/PLC changeout	Complete control panel installation and systems restart 7/18/21
8/6/2021	Alarm: Air stripper blower fault	Replaced blower starter in panel; placed back in service 8/8/21
9/14/2021	Alarm: Effluent P-4B pump fault	Reset all pumps and VFDs and placed back in service 9/14/21
12/16/2021	Alarm: Power outage at Rabbit Trail and Toe Drain	Restart well EW-12 and all other wells restart in auto; placed back in service 12/17/21
12/23/2021	Alarm: Power outage at main plant	Restart P-3 VFD; placed back in service 12/23/21

Appendix A Table 1
 Cumulative Summary of Treatment System Downtime
 FPE Groundwater Treatment System
 Edgefield, South Carolina



Dates	Cause	Actions Taken
12/28/2021	Received effluent data with TCE exceedance	Shut all systems down; reroute Toe Drain influent to sewer outfall
12/29/2021	Water damage to Rabbit Trail Rd house/control room	Cease operation of off-site extraction wells and disconnect power/controls to allow building demo and replacement; re-connect power/controls to extraction wells and re-start off-site extraction well system 3/3/22.
1/27/2022	Identify 0.5" sludge in treated effluent tank 1/7/22.	Remove sludge and clean effluent tank 1/27/22.
2/18/2022	Faulty backwash pump check valve CV-5A	Replaced CV-5A 2/18/22; restart groundwater recovery/treatment system with all discharge to ACPSA; replaced valve CV-5B 3/15/22.
6/28/2022	Alarm: Inclement weather caused power outage to off-site extraction systems (Rabbit Trail)	Replace fuses for EW-10 and EW-11 and restart extraction system

Appendix A Table 2
Groundwater Treatment Analytical Data
FPE Groundwater Treatment System
Edgefield, South Carolina



Location	Date	Volatile Organic Compounds												
		1,1-DCE (µg/L)	1,1-DCA (µg/L)	1,1,1-TCA (µg/L)	1,1,2-TCA (µg/L)	cis-1,2-DCE (µg/L)	trans-1,2-DCE (µg/L)	MEK (µg/L)	Acetone (µg/L)	Chloroform (µg/L)	Methylene Chloride (µg/L)	PCE (µg/L)	TCE (µg/L)	VC (µg/L)
Effluent to Outfall #2/ACPSA/Trenches	9/23/2009	ND	ND	ND	ND	3.4	ND	ND	ND	ND	ND	ND	2	ND
	10/15/2009	ND	ND	ND	ND	19.9	ND	ND	ND	ND	ND	ND	12	ND
	11/12/2009	ND	ND	ND	ND	1.1	ND	ND	ND	ND	ND	ND	1	ND
	12/15/2009	ND	ND	ND	ND	5.1	ND	ND	ND	ND	ND	ND	4	ND
	1/21/2010	ND	ND	ND	ND	1.1	ND	ND	ND	ND	ND	ND	1	ND
	2/18/2010	ND	ND	ND	ND	0.71 J	ND	ND	ND	ND	ND	ND	0.75 J	ND
	3/30/2010	ND	ND	ND	ND	18.1	ND	ND	ND	ND	ND	ND	26	ND
	4/26/2010	ND	ND	ND	ND	0.89 J	ND	ND	ND	ND	ND	ND	1	ND
	5/27/2010	ND	ND	ND	ND	7.8	ND	ND	ND	ND	ND	ND	12	ND
	6/22/2010	ND	ND	ND	ND	5.3	ND	ND	ND	ND	ND	ND	7	ND
	7/23/2010	ND	ND	ND	ND	23.4	ND	ND	ND	ND	ND	ND	37	ND
	8/25/2010	ND	ND	ND	ND	2.1	ND	ND	ND	ND	ND	ND	3	ND
	9/22/2010	0.93 J*	ND	0.79 J*	0.82 J*	151*	ND	ND	ND	ND	ND	1.3 J*	328*	ND
	10/14/2010	ND	ND	ND	ND	0.71 J	ND	ND	ND	ND	ND	ND	0.81 J	ND
	10/20/2010	ND	ND	ND	ND	1.8	ND	ND	ND	ND	ND	ND	2	ND
	11/2/2010	ND	ND	ND	ND	2.3	ND	ND	ND	ND	ND	ND	3	ND
	12/7/2010	ND	ND	ND	ND	1.6	ND	ND	ND	ND	ND	ND	2	ND
	1/6/2011	ND	ND	ND	ND	1.3	ND	ND	ND	ND	ND	ND	1	ND
	2/10/2011	ND	ND	ND	ND	2.0	ND	ND	ND	ND	ND	ND	3	ND
	3/16/2011	ND	ND	ND	ND	3.0	ND	ND	ND	ND	ND	ND	3	ND
	4/12/2011	ND	ND	ND	ND	ND	ND	ND	ND	ND	ND	ND	0.34J	ND
	5/19/2011	ND	ND	ND	ND	0.73 J	ND	ND	ND	ND	ND	ND	0.92 J	ND
	6/16/2011	ND	ND	ND	ND	0.61 J	ND	ND	ND	ND	ND	ND	0.73 J	ND
	7/14/2011	ND	ND	ND	ND	1.1	ND	ND	ND	ND	ND	ND	2	ND
	8/11/2011	ND	ND	ND	ND	1.2	ND	ND	ND	ND	ND	ND	2	ND
	9/8/2011	ND	ND	ND	ND	ND	ND	ND	ND	ND	ND	ND	0	ND
	10/13/2011	ND	ND	ND	ND	1.8	ND	ND	ND	ND	ND	ND	2	ND
	11/10/2011	ND	ND	ND	ND	0.84 J	ND	ND	ND	ND	ND	ND	1	ND
	12/8/2011	ND	ND	ND	ND	2.7	ND	ND	ND	ND	ND	ND	3	ND
	1/12/2012	ND	ND	ND	ND	1.1	ND	ND	ND	ND	ND	ND	1	ND
	2/9/2012	ND	ND	ND	ND	1.1	ND	ND	ND	ND	ND	ND	1	ND
	3/15/2012	ND	ND	ND	ND	1.7	ND	ND	ND	ND	ND	ND	4	ND
	4/13/2012	ND	ND	ND	ND	1.1	ND	ND	ND	ND	ND	ND	2	ND
	5/15/2012	ND	ND	ND	ND	1.2	ND	ND	ND	ND	ND	ND	2	ND
	6/7/2012	ND	ND	ND	ND	1.3	ND	ND	ND	ND	ND	ND	3	ND
	7/17/2012	ND	ND	ND	ND	1.1	ND	ND	ND	ND	ND	ND	2	ND
	8/16/2012	ND	ND	ND	ND	1.2	ND	ND	ND	ND	ND	ND	3	ND
	9/13/2012	ND	ND	ND	ND	1.1	ND	ND	ND	ND	ND	ND	3	ND
	10/11/2012	ND	ND	ND	ND	0.93 J	ND	ND	ND	ND	ND	ND	3	ND
	11/8/2012	ND	ND	ND	ND	0.85 J	ND	ND	ND	ND	ND	ND	1	ND
12/6/2012	ND	ND	ND	ND	1.0	ND	ND	ND	ND	ND	ND	2	ND	
1/10/2013	ND	ND	ND	ND	1.5	ND	ND	ND	ND	ND	ND	4	ND	
2/21/2013	ND	ND	ND	ND	0.8 J	ND	ND	ND	ND	ND	ND	2	ND	
3/14/2013	ND	ND	ND	ND	0.43 J	ND	ND	ND	ND	ND	ND	0.59 J	ND	
4/4/2013	ND	ND	ND	ND	0.67 J	ND	ND	ND	ND	ND	ND	2	ND	
5/9/2013	ND	ND	ND	ND	0.63 J	ND	ND	3.7 J	ND	ND	ND	2	ND	
6/13/2013	ND	ND	ND	ND	3	ND	ND	ND	ND	ND	ND	27	ND	
7/11/2013	ND	ND	ND	ND	0.54 J	ND	ND	ND	ND	ND	ND	2	ND	
8/8/2013	ND	ND	ND	ND	0.86 J	ND	ND	ND	ND	ND	ND	3	ND	
9/12/2013	ND	ND	ND	ND	1.2	ND	ND	ND	ND	ND	ND	5	ND	
10/24/2013	ND	ND	ND	ND	0.81 J	ND	ND	ND	ND	ND	ND	3	ND	
11/14/2013	ND	ND	ND	ND	ND	ND	ND	ND	ND	ND	ND	ND	ND	
12/12/2013	ND	ND	ND	ND	0.74 J	ND	ND	ND	ND	ND	ND	1	ND	
1/16/2014	ND	ND	ND	ND	ND	ND	ND	ND	ND	ND	ND	ND	ND	
2/17/2014	ND	ND	ND	ND	ND	ND	ND	ND	ND	ND	ND	2	ND	
3/6/2014	ND	ND	ND	ND	ND	ND	ND	ND	ND	ND	ND	2	ND	
4/3/2014	ND	ND	ND	ND	ND	ND	ND	ND	ND	ND	ND	2	ND	
5/8/2014	ND	ND	ND	ND	ND	ND	ND	ND	ND	ND	ND	2	ND	
6/17/2014	ND	ND	ND	ND	ND	ND	ND	ND	ND	ND	ND	1	ND	
7/10/2014	ND	ND	ND	ND	ND	ND	ND	ND	ND	ND	ND	3	ND	
8/14/2014	ND	ND	ND	ND	ND	ND	ND	ND	ND	ND	ND	2	ND	

Appendix A Table 2
Groundwater Treatment Analytical Data
FPE Groundwater Treatment System
Edgefield, South Carolina



Location	Date	Volatile Organic Compounds												
		1,1-DCE (µg/L)	1,1-DCA (µg/L)	1,1,1-TCA (µg/L)	1,1,2-TCA (µg/L)	cis-1,2-DCE (µg/L)	trans-1,2-DCE (µg/L)	MEK (µg/L)	Acetone (µg/L)	Chloroform (µg/L)	Methylene Chloride (µg/L)	PCE (µg/L)	TCE (µg/L)	VC (µg/L)
Effluent to Outfall #2/ACPSA Trenches (continued)	9/11/2014	ND	ND	ND	ND	ND	ND	ND	ND	ND	ND	ND	2	ND
	10/9/2014	ND	ND	ND	ND	1.1	ND	ND	ND	ND	ND	ND	4	ND
	11/13/2014	ND	ND	ND	ND	ND	ND	ND	ND	ND	ND	ND	2	ND
	12/11/2014	ND	ND	ND	ND	ND	ND	ND	ND	ND	ND	ND	1	ND
	1/15/2015	ND	ND	ND	ND	ND	ND	ND	ND	ND	ND	ND	1	ND
	2/12/2015	ND	ND	ND	ND	ND	ND	ND	ND	ND	ND	ND	1	ND
	3/19/2015	ND	ND	ND	ND	ND	ND	ND	ND	ND	ND	ND	ND	ND
	4/16/2015	ND	ND	ND	ND	ND	ND	ND	ND	ND	ND	ND	2	ND
	5/14/2015	ND	ND	ND	ND	ND	ND	ND	ND	ND	ND	ND	2	ND
	6/11/2015	ND	ND	ND	ND	ND	ND	ND	ND	ND	ND	ND	2	ND
	7/1/2015	ND	ND	ND	ND	ND	ND	ND	ND	ND	ND	ND	ND	ND
	8/13/2015	ND	ND	ND	ND	ND	ND	ND	ND	ND	ND	ND	ND	ND
	9/17/2015	ND	ND	ND	ND	ND	ND	ND	ND	ND	ND	ND	ND	ND
	10/15/2015	ND	ND	ND	ND	ND	ND	ND	ND	ND	ND	ND	ND	ND
	11/12/2015	ND	ND	ND	ND	1.2	ND	ND	ND	ND	ND	ND	2	ND
	12/4/2015	ND	ND	ND	ND	3.1	ND	ND	ND	ND	ND	ND	5	ND
	1/14/2016	ND	ND	ND	ND	ND	ND	ND	ND	ND	ND	ND	ND	ND
	2/11/2016	ND	ND	ND	ND	ND	ND	ND	ND	ND	ND	ND	ND	ND
	3/17/2016	ND	ND	ND	ND	ND	ND	ND	ND	ND	ND	ND	ND	ND
	4/14/2016	ND	ND	ND	ND	ND	ND	ND	ND	ND	ND	ND	1	ND
	5/12/2016	ND	ND	ND	ND	ND	ND	ND	ND	ND	ND	ND	2	ND
	6/16/2016	ND	ND	ND	ND	ND	ND	ND	ND	ND	ND	ND	1	ND
	7/14/2016	ND	ND	ND	ND	ND	ND	ND	ND	ND	ND	ND	2	ND
	8/11/2016	ND	ND	ND	ND	ND	ND	ND	ND	ND	ND	ND	2	ND
	9/9/2016	ND	ND	ND	ND	ND	ND	ND	ND	ND	ND	ND	1	ND
	10/13/2016	ND	ND	ND	ND	ND	ND	ND	ND	ND	ND	ND	1	ND
	11/17/2016	ND	ND	ND	ND	ND	ND	ND	ND	ND	ND	ND	1	ND
	12/7/2016	ND	ND	ND	ND	ND	ND	ND	ND	ND	ND	ND	1	ND
	1/12/2017	ND	ND	ND	ND	ND	ND	ND	ND	ND	ND	ND	1	ND
	2/16/2017	ND	ND	ND	ND	ND	ND	ND	ND	ND	ND	ND	ND	ND
	3/12/2017	ND	ND	ND	ND	ND	ND	ND	ND	ND	ND	ND	ND	ND
	4/13/2017	ND	ND	ND	ND	ND	ND	ND	ND	ND	ND	ND	ND	ND
	5/11/2017	ND	ND	ND	ND	ND	ND	ND	ND	ND	ND	ND	ND	ND
	6/15/2017	ND	ND	ND	ND	ND	ND	ND	ND	ND	ND	ND	ND	ND
	7/25/2017	ND	ND	ND	ND	ND	ND	ND	ND	ND	ND	ND	ND	ND
	8/16/2017	ND	ND	ND	ND	ND	ND	ND	ND	ND	ND	ND	ND	ND
	9/19/2017	ND	ND	ND	ND	ND	ND	ND	ND	ND	ND	ND	ND	ND
	10/12/2017	ND	ND	ND	ND	ND	ND	ND	ND	ND	ND	ND	ND	ND
	11/16/2017	ND	ND	ND	ND	ND	ND	ND	ND	ND	ND	ND	ND	ND
	12/14/2017	ND	ND	ND	ND	ND	ND	ND	ND	ND	ND	ND	ND	ND
1/11/2018	ND	ND	ND	ND	ND	ND	ND	ND	ND	ND	ND	ND	ND	
2/15/2018	ND	ND	ND	ND	ND	ND	ND	ND	ND	ND	ND	ND	ND	
3/15/2018	ND	ND	ND	ND	ND	ND	ND	ND	ND	ND	ND	ND	ND	
4/12/2018	ND	ND	ND	ND	ND	ND	ND	ND	ND	ND	ND	ND	ND	
5/17/2018	ND	ND	ND	ND	ND	ND	ND	ND	ND	ND	ND	ND	ND	
6/14/2018	ND	ND	ND	ND	ND	ND	ND	ND	ND	ND	ND	ND	ND	
7/19/2018	ND	ND	ND	ND	ND	ND	ND	ND	ND	ND	ND	ND	ND	
8/17/2018	ND	ND	ND	ND	ND	ND	ND	ND	ND	ND	ND	ND	ND	
9/13/2018	ND	ND	ND	ND	ND	ND	ND	ND	ND	ND	ND	ND	ND	
10/10/2018	ND	ND	ND	ND	ND	ND	ND	ND	ND	ND	ND	ND	ND	
11/15/2018	ND	ND	ND	ND	ND	ND	ND	ND	ND	ND	ND	ND	ND	
12/13/2018	ND	ND	ND	ND	ND	ND	ND	ND	ND	ND	ND	ND	ND	
1/17/2019	ND	ND	ND	ND	ND	ND	ND	ND	ND	ND	ND	ND	ND	
2/14/2019	ND	ND	ND	ND	ND	ND	ND	ND	ND	ND	ND	ND	ND	
3/14/2019	ND	ND	ND	ND	ND	ND	ND	ND	ND	ND	ND	ND	ND	
4/11/2019	ND	ND	ND	ND	ND	ND	ND	ND	ND	ND	ND	ND	ND	
5/16/2019	ND	ND	ND	ND	ND	ND	ND	ND	ND	ND	ND	ND	ND	
6/13/2019	ND	ND	ND	ND	ND	ND	ND	ND	ND	ND	ND	ND	ND	
7/11/2019	ND	ND	ND	ND	ND	ND	ND	ND	ND	ND	ND	ND	ND	
8/15/2019	ND	ND	ND	ND	ND	ND	ND	ND	ND	ND	ND	ND	ND	
9/12/2019	ND	ND	ND	ND	ND	ND	ND	ND	ND	ND	ND	ND	ND	

Appendix A Table 2
Groundwater Treatment Analytical Data
FPE Groundwater Treatment System
Edgefield, South Carolina



Location	Date	Volatile Organic Compounds													
		1,1-DCE (µg/L)	1,1-DCA (µg/L)	1,1,1-TCA (µg/L)	1,1,2-TCA (µg/L)	cis-1,2-DCE (µg/L)	trans-1,2-DCE (µg/L)	MEK (µg/L)	Acetone (µg/L)	Chloroform (µg/L)	Methylene Chloride (µg/L)	PCE (µg/L)	TCE (µg/L)	VC (µg/L)	
Effluent to Outfall #2/ACPSA Trenches (continued)	10/10/2019	ND	ND	ND	ND	ND	ND	ND	ND	ND	ND	ND	ND	ND	
	11/13/2019	ND	ND	ND	ND	ND	ND	ND	ND	ND	ND	ND	ND	ND	
	12/12/2019	ND	ND	ND	ND	ND	ND	ND	ND	ND	ND	ND	ND	ND	
	1/16/2020	ND	ND	ND	ND	ND	ND	ND	ND	ND	ND	ND	ND	ND	
	2/13/2020	ND	ND	ND	ND	ND	ND	ND	ND	ND	ND	ND	ND	ND	
	3/30/2020	ND	ND	ND	ND	ND	ND	ND	ND	ND	ND	ND	1	ND	
	4/16/2020	ND	ND	ND	ND	ND	ND	ND	ND	ND	ND	ND	ND	ND	
	5/15/2020	ND	ND	ND	ND	ND	ND	ND	ND	ND	ND	ND	ND	ND	
	6/10/2020	ND	ND	ND	ND	0.28 J	ND	ND	ND	ND	ND	ND	0.72 J	ND	
	7/16/2020	ND	ND	ND	ND	0.30 J	ND	ND	ND	ND	ND	ND	0.59 J	ND	
	8/13/2020	ND	ND	ND	ND	ND	ND	ND	ND	ND	ND	ND	0.70 J	ND	
	9/17/2020	ND	ND	ND	ND	ND	ND	ND	ND	ND	ND	ND	0.76 J	ND	
	10/15/2020	ND	ND	ND	ND	ND	ND	ND	ND	ND	ND	ND	0.61 J	ND	
	11/12/2020	ND	ND	ND	ND	ND	ND	ND	ND	ND	ND	ND	0.89 J	ND	
	12/16/2020	ND	ND	ND	ND	ND	ND	ND	ND	ND	ND	ND	0.62 J	ND	
	1/14/2021	ND	ND	ND	ND	ND	ND	ND	ND	ND	ND	ND	0.88 J	ND	
	2/11/2021	ND	ND	ND	ND	ND	ND	ND	ND	ND	ND	ND	0.88 J	ND	
	3/11/2021	ND	ND	ND	ND	ND	ND	ND	ND	ND	ND	ND	0.89 J	ND	
	4/15/2021	ND	ND	ND	ND	5.2	ND	ND	ND	ND	ND	ND	13	ND	
	5/4/2021	ND	ND	ND	ND	1.9	ND	ND	ND	ND	ND	ND	6	ND	
	5/13/2021	ND	ND	ND	ND	1.1	ND	ND	ND	ND	0.62	ND	5	ND	
	6/14/2021	ND	ND	ND	ND	ND	ND	ND	ND	ND	ND	ND	ND	ND	
	7/20/2021	ND	ND	ND	ND	ND	ND	ND	ND	ND	ND	ND	ND	ND	
	8/19/2021	ND	ND	ND	ND	ND	ND	ND	ND	ND	ND	ND	ND	ND	
	9/16/2021	ND	ND	ND	ND	ND	ND	ND	ND	ND	ND	ND	ND	ND	
	10/14/2021	ND	ND	ND	ND	ND	ND	ND	ND	ND	ND	ND	ND	ND	
	11/20/2021	ND	ND	ND	ND	ND	ND	ND	ND	ND	ND	ND	ND	ND	
	12/16/2021	ND	ND	ND	ND	2.9	ND	ND	ND	ND	ND	ND	12	ND	
	12/28/2021	Ceased Groundwater Recovery and all Toe Drain Influent Discharged Directly to ACPSA Outfall													
	2/8/2022	0.42	ND	ND	ND	48.2	ND	ND	ND	ND	ND	ND	95.4	1.1	
3/17/2022	ND	ND	ND	ND	2.4	ND	ND	ND	ND	ND	ND	ND	ND		
4/14/2022	ND	ND	ND	ND	ND	ND	ND	ND	ND	ND	ND	ND	ND		
5/12/2022	ND	ND	ND	ND	ND	ND	ND	ND	ND	ND	ND	ND	ND		
6/21/2022	ND	ND	ND	ND	ND	ND	ND	ND	ND	ND	ND	ND	ND		
Effluent to NPDES Outfall #001	1/1/2009	ND	ND	ND	ND	ND	ND	ND	ND	ND	ND	ND	ND		
	2/1/2009	ND	ND	ND	ND	ND	ND	ND	ND	ND	ND	ND	ND		
	3/1/2009	ND	ND	ND	ND	ND	ND	ND	ND	ND	ND	ND	ND		
	4/1/2009	ND	ND	ND	ND	ND	ND	ND	ND	ND	ND	ND	ND		
	5/1/2010	ND	ND	ND	ND	ND	ND	ND	ND	ND	ND	ND	ND		
	6/1/2009	ND	ND	ND	ND	ND	ND	ND	ND	ND	ND	ND	ND		
	7/1/2009	ND	ND	ND	ND	ND	ND	ND	ND	ND	ND	ND	ND		
	8/1/2009	ND	ND	ND	ND	ND	ND	ND	ND	ND	ND	ND	ND		
	9/1/2009	ND	ND	ND	ND	ND	ND	ND	ND	ND	ND	ND	ND		
	10/1/2009	ND	ND	ND	ND	ND	ND	ND	ND	ND	ND	ND	ND		
	11/1/2009	ND	ND	ND	ND	ND	ND	ND	ND	ND	ND	ND	ND		
	12/1/2009	ND	ND	ND	ND	ND	ND	ND	ND	ND	ND	ND	ND		
	1/1/2010	ND	ND	ND	ND	ND	ND	ND	ND	ND	ND	ND	ND		
	2/1/2010	ND	ND	ND	ND	ND	ND	ND	ND	ND	ND	ND	ND		
	3/1/2010	ND	ND	ND	ND	ND	ND	ND	ND	ND	ND	ND	ND		
	4/1/2010	ND	ND	ND	ND	ND	ND	ND	ND	ND	ND	ND	ND		
	5/1/2010	ND	ND	ND	ND	ND	ND	ND	ND	ND	ND	ND	ND		
	6/1/2010	ND	ND	ND	ND	ND	ND	ND	ND	ND	ND	ND	ND		
	7/1/2010	ND	ND	ND	ND	ND	ND	ND	ND	ND	ND	ND	ND		
	8/1/2010	ND	ND	ND	ND	ND	ND	ND	ND	ND	ND	ND	ND		
	9/1/2010	ND	ND	ND	ND	ND	ND	ND	ND	ND	ND	ND	ND		
	10/1/2010	ND	ND	ND	ND	ND	ND	ND	ND	ND	ND	ND	ND		
	11/1/2010	ND	ND	ND	ND	ND	ND	ND	ND	ND	ND	ND	ND		
	12/1/2010	ND	ND	ND	ND	ND	ND	ND	ND	ND	ND	ND	ND		
1/6/2011	ND	ND	ND	ND	1.3	ND	ND	ND	ND	ND	ND	1	ND		
2/10/2011	ND	ND	ND	ND	2.0	ND	ND	ND	ND	ND	ND	ND	ND		
3/16/2011	ND	ND	ND	ND	3.0	ND	ND	ND	ND	ND	ND	3	ND		

Appendix A Table 2
Groundwater Treatment Analytical Data
FPE Groundwater Treatment System
Edgefield, South Carolina



Location	Date	Volatile Organic Compounds												
		1,1-DCE (µg/L)	1,1-DCA (µg/L)	1,1,1-TCA (µg/L)	1,1,2-TCA (µg/L)	cis-1,2-DCE (µg/L)	trans-1,2-DCE (µg/L)	MEK (µg/L)	Acetone (µg/L)	Chloroform (µg/L)	Methylene Chloride (µg/L)	PCE (µg/L)	TCE (µg/L)	VC (µg/L)
Effluent to NPDES Outfall #001 (continued)	4/12/2011	ND	ND	ND	ND	ND	ND	ND	ND	ND	ND	ND	0.34	ND
	5/19/2011	ND	ND	ND	ND	0.73	ND	ND	ND	ND	ND	ND	0.92	ND
	6/22/2011	ND	ND	ND	ND	1.3	ND	ND	ND	ND	ND	ND	2	ND
	7/14/2011	ND	ND	ND	ND	ND	ND	ND	ND	ND	ND	ND	ND	ND
	8/11/2011	ND	ND	ND	ND	1.2	ND	ND	ND	ND	ND	ND	2	ND
	9/8/2011	ND	ND	ND	ND	ND	ND	ND	ND	ND	ND	ND	ND	ND
	10/13/2011	ND	ND	ND	ND	0.35	ND	ND	ND	ND	ND	ND	2	ND
	11/10/2011	ND	ND	ND	ND	ND	ND	ND	ND	ND	ND	ND	0.26	ND
	12/8/2011	ND	ND	ND	ND	ND	ND	ND	ND	ND	ND	ND	ND	ND
	1/12/2012	ND	ND	ND	ND	ND	ND	ND	ND	ND	ND	ND	ND	ND
	2/9/2012	ND	ND	ND	ND	ND	ND	ND	ND	ND	ND	ND	ND	ND
	3/20/2012	ND	ND	ND	ND	ND	ND	ND	ND	ND	ND	ND	ND	ND
	4/12/2012	ND	ND	ND	ND	ND	ND	ND	ND	ND	ND	ND	ND	ND
	5/15/2012	ND	ND	ND	ND	ND	ND	ND	ND	ND	ND	ND	ND	ND
	6/7/2012	ND	ND	ND	ND	ND	ND	ND	ND	ND	ND	ND	0	ND
	7/17/2012	ND	ND	ND	ND	ND	ND	ND	ND	ND	ND	ND	.22	ND
	8/16/2012	ND	ND	ND	ND	ND	ND	ND	ND	ND	ND	ND	ND	ND
	9/13/2012	ND	ND	ND	ND	ND	ND	ND	ND	ND	ND	ND	ND	ND
	10/11/2012	ND	ND	ND	ND	ND	ND	ND	ND	ND	ND	ND	ND	ND
	11/8/2012	ND	ND	ND	ND	ND	ND	ND	ND	ND	ND	ND	ND	ND
	12/6/2012	ND	ND	ND	ND	ND	ND	ND	ND	ND	ND	ND	ND	ND
	1/10/2013	ND	ND	ND	ND	ND	ND	ND	ND	ND	ND	ND	.34	ND
	2/21/2013	ND	ND	ND	ND	ND	ND	ND	ND	ND	ND	ND	.35	ND
	3/14/2013	ND	ND	ND	ND	ND	ND	ND	ND	ND	ND	ND	ND	ND
	4/4/2013	ND	ND	ND	ND	ND	ND	ND	ND	ND	ND	ND	ND	ND
	5/9/2013	ND	ND	ND	ND	ND	ND	ND	ND	ND	ND	ND	ND	ND
	6/13/2013	ND	ND	ND	ND	ND	ND	ND	ND	ND	ND	ND	ND	ND
	7/11/2013	ND	ND	ND	ND	ND	ND	ND	ND	ND	ND	ND	ND	ND
	8/8/2013	ND	ND	ND	ND	ND	ND	ND	ND	ND	ND	ND	ND	ND
	9/12/2013	ND	ND	ND	ND	ND	ND	ND	ND	ND	ND	ND	ND	ND
	10/24/2013	ND	ND	ND	ND	ND	ND	ND	ND	ND	ND	ND	ND	ND
	11/8/2013	ND	ND	ND	ND	ND	ND	ND	ND	ND	ND	ND	ND	ND
	12/6/2013	ND	ND	ND	ND	ND	ND	ND	ND	ND	ND	ND	ND	ND
	1/16/2014	ND	ND	ND	ND	ND	ND	ND	ND	ND	ND	ND	ND	ND
	2/17/2014	ND	ND	ND	ND	ND	ND	ND	ND	ND	ND	ND	ND	ND
	3/6/2014	ND	ND	ND	ND	ND	ND	ND	ND	ND	ND	ND	ND	ND
	4/3/2014	ND	ND	ND	ND	ND	ND	ND	ND	ND	ND	ND	ND	ND
	5/8/2014	ND	ND	ND	ND	ND	ND	ND	ND	ND	ND	ND	ND	ND
	6/12/2014	ND	ND	ND	ND	ND	ND	ND	ND	ND	ND	ND	ND	ND
	7/10/2014	ND	ND	ND	ND	ND	ND	ND	ND	ND	ND	ND	ND	ND
8/14/2014	ND	ND	ND	ND	ND	ND	ND	ND	ND	ND	ND	ND	ND	
9/11/2014	ND	ND	ND	ND	ND	ND	ND	ND	ND	ND	ND	1	ND	
10/9/2014	ND	ND	ND	ND	ND	ND	ND	ND	ND	ND	ND	ND	ND	
11/13/2014	ND	ND	ND	ND	ND	ND	ND	ND	ND	ND	ND	ND	ND	
12/11/2014	ND	ND	ND	ND	ND	ND	ND	ND	ND	ND	ND	ND	ND	
1/15/2015	ND	ND	ND	ND	ND	ND	ND	ND	ND	ND	ND	ND	ND	
2/12/2015	ND	ND	ND	ND	ND	ND	ND	ND	ND	ND	ND	ND	ND	
3/19/2015	ND	ND	ND	ND	ND	ND	ND	ND	ND	ND	ND	ND	ND	
4/16/2015	ND	ND	ND	ND	ND	ND	ND	ND	ND	ND	ND	ND	ND	
5/14/2015	ND	ND	ND	ND	ND	ND	ND	ND	ND	ND	ND	ND	ND	
6/11/2015	ND	ND	ND	ND	ND	ND	ND	ND	ND	ND	ND	ND	ND	
7/1/2015	ND	ND	ND	ND	ND	ND	ND	ND	ND	ND	ND	ND	ND	
8/13/2015	ND	ND	ND	ND	ND	ND	ND	ND	ND	ND	ND	ND	ND	
9/17/2015	ND	ND	ND	ND	ND	ND	ND	ND	ND	ND	ND	ND	ND	
10/15/2015	ND	ND	ND	ND	ND	ND	ND	ND	ND	ND	ND	ND	ND	
11/12/2015	ND	ND	ND	ND	ND	ND	ND	ND	ND	ND	ND	ND	ND	
12/4/2015	ND	ND	ND	ND	ND	ND	ND	ND	ND	ND	ND	ND	ND	
1/14/2016	ND	ND	ND	ND	ND	ND	ND	ND	ND	ND	ND	ND	ND	
2/11/2016	ND	ND	ND	ND	ND	ND	ND	ND	ND	ND	ND	ND	ND	
3/17/2016	ND	ND	ND	ND	ND	ND	ND	ND	ND	ND	ND	ND	ND	
4/14/2016	ND	ND	ND	ND	ND	ND	ND	ND	ND	ND	ND	ND	ND	

Appendix A Table 2
Groundwater Treatment Analytical Data
FPE Groundwater Treatment System
Edgefield, South Carolina



Location	Date	Volatile Organic Compounds												
		1,1-DCE (µg/L)	1,1-DCA (µg/L)	1,1,1-TCA (µg/L)	1,1,2-TCA (µg/L)	cis-1,2-DCE (µg/L)	trans-1,2-DCE (µg/L)	MEK (µg/L)	Acetone (µg/L)	Chloroform (µg/L)	Methylene Chloride (µg/L)	PCE (µg/L)	TCE (µg/L)	VC (µg/L)
Effluent to NPDES Outfall #001 (continued)	5/12/2016	ND	ND	ND	ND	ND	ND	ND	ND	ND	ND	ND	ND	ND
	6/16/2016	ND	ND	ND	ND	ND	ND	ND	ND	ND	ND	ND	ND	ND
	7/14/2016	ND	ND	ND	ND	ND	ND	ND	ND	ND	ND	ND	ND	ND
	8/11/2016	ND	ND	ND	ND	ND	ND	ND	ND	ND	ND	ND	ND	ND
	9/9/2016	ND	ND	ND	ND	ND	ND	ND	ND	ND	ND	ND	ND	ND
	10/13/2016	ND	ND	ND	ND	ND	ND	ND	ND	ND	ND	ND	ND	ND
	11/16/2016	ND	ND	ND	ND	ND	ND	ND	ND	ND	ND	ND	ND	ND
	12/7/2016	ND	ND	ND	ND	ND	ND	ND	ND	ND	ND	ND	ND	ND
	1/12/2017	ND	ND	ND	ND	ND	ND	ND	ND	ND	ND	ND	ND	ND
	2/16/2017	ND	ND	ND	ND	ND	ND	ND	ND	ND	ND	ND	ND	ND
	3/12/2017	ND	ND	ND	ND	ND	ND	ND	ND	ND	ND	ND	ND	ND
	4/13/2017	ND	ND	ND	ND	ND	ND	ND	ND	ND	ND	ND	ND	ND
	5/11/2017	ND	ND	ND	ND	ND	ND	ND	ND	ND	ND	ND	ND	ND
	6/15/2017	ND	ND	ND	ND	ND	ND	ND	ND	ND	ND	ND	ND	ND
	7/25/2017	ND	ND	ND	ND	ND	ND	ND	ND	ND	ND	ND	ND	ND
	8/17/2017	ND	ND	ND	ND	ND	ND	ND	ND	ND	ND	ND	ND	ND
	9/19/2017	ND	ND	ND	ND	ND	ND	ND	ND	ND	ND	ND	ND	ND
	10/12/2017	ND	ND	ND	ND	ND	ND	ND	ND	ND	ND	ND	ND	ND
	11/16/2017	ND	ND	ND	ND	ND	ND	ND	ND	ND	ND	ND	ND	ND
	12/14/2017	ND	ND	ND	ND	ND	ND	ND	ND	ND	ND	ND	ND	ND
	1/11/2018	ND	ND	ND	ND	ND	ND	ND	ND	ND	ND	ND	ND	ND
	2/15/2018	ND	ND	ND	ND	ND	ND	ND	ND	ND	ND	ND	ND	ND
	3/15/2018	ND	ND	ND	ND	ND	ND	ND	ND	ND	ND	ND	ND	ND
	4/12/2018	ND	ND	ND	ND	ND	ND	ND	ND	ND	ND	ND	ND	ND
	5/17/2018	ND	ND	ND	ND	ND	ND	ND	ND	ND	ND	ND	ND	ND
	6/14/2018	ND	ND	ND	ND	ND	ND	ND	ND	ND	ND	ND	ND	ND
	7/19/2018	ND	ND	ND	ND	ND	ND	ND	ND	ND	ND	ND	ND	ND
	8/17/2018	ND	ND	ND	ND	ND	ND	ND	ND	ND	ND	ND	ND	ND
	9/13/2018	ND	ND	ND	ND	ND	ND	ND	ND	ND	ND	ND	ND	ND
	10/10/2018	ND	ND	ND	ND	ND	ND	ND	ND	ND	ND	ND	ND	ND
	11/15/2018	ND	ND	ND	ND	ND	ND	ND	ND	ND	ND	ND	ND	ND
	12/13/2018	ND	ND	ND	ND	ND	ND	ND	ND	ND	ND	ND	ND	ND
	1/17/2019	ND	ND	ND	ND	ND	ND	ND	ND	ND	ND	ND	ND	ND
	2/14/2019	ND	ND	ND	ND	ND	ND	ND	ND	ND	ND	ND	ND	ND
	3/14/2019	ND	ND	ND	ND	ND	ND	ND	ND	ND	ND	ND	ND	ND
	4/11/2019	ND	ND	ND	ND	ND	ND	ND	ND	ND	ND	ND	ND	ND
	5/16/2019	ND	ND	ND	ND	ND	ND	ND	ND	ND	ND	ND	ND	ND
	6/13/2019	ND	ND	ND	ND	ND	ND	ND	ND	ND	ND	ND	ND	ND
	7/11/2019	ND	ND	ND	ND	ND	ND	ND	ND	ND	ND	ND	ND	ND
	8/15/2019	ND	ND	ND	ND	ND	ND	ND	ND	ND	ND	ND	ND	ND
9/12/2019	ND	ND	ND	ND	ND	ND	ND	ND	ND	ND	ND	ND	ND	
10/10/2019	ND	ND	ND	ND	ND	ND	ND	ND	ND	ND	ND	ND	ND	
11/13/2019	ND	ND	ND	ND	ND	ND	ND	ND	ND	ND	ND	ND	ND	
12/12/2019	ND	ND	ND	ND	ND	ND	ND	ND	ND	ND	ND	ND	ND	
1/16/2020	ND	ND	ND	ND	ND	ND	ND	ND	ND	ND	ND	ND	ND	
2/13/2020	ND	ND	ND	ND	ND	ND	ND	ND	ND	ND	ND	ND	ND	
3/30/2020	ND	ND	ND	ND	ND	ND	ND	ND	ND	ND	ND	0.87 J	ND	
4/16/2020	ND	ND	ND	ND	0.36 J	ND	ND	ND	ND	ND	ND	1	ND	
5/15/2020	ND	ND	ND	ND	ND	ND	ND	ND	ND	ND	ND	0.49 J	ND	
6/10/2020	ND	ND	ND	ND	0.28 J	ND	ND	ND	ND	ND	ND	0.72 J	ND	
7/16/2020	ND	ND	ND	ND	ND	ND	ND	ND	ND	ND	ND	0.81 J	ND	
8/13/2020	ND	ND	ND	ND	ND	ND	ND	ND	ND	ND	ND	1	ND	
9/17/2020	ND	ND	ND	ND	ND	ND	ND	ND	ND	ND	ND	0.98 J	ND	
10/15/2020	ND	ND	ND	ND	ND	ND	ND	ND	ND	ND	ND	0.62 J	ND	
11/12/2020	ND	ND	ND	ND	ND	ND	ND	ND	ND	ND	ND	1	ND	
12/16/2020	ND	ND	ND	ND	ND	ND	ND	ND	ND	ND	ND	0.72 J	ND	
1/14/2021	ND	ND	ND	ND	ND	ND	ND	ND	ND	ND	ND	0.78 J	ND	
2/11/2021	ND	ND	ND	ND	ND	ND	ND	ND	ND	ND	ND	0.98 J	ND	
3/11/2021	ND	ND	ND	ND	ND	ND	ND	ND	ND	ND	ND	0.96 J	ND	
4/15/2021	ND	ND	ND	ND	5.9	ND	ND	ND	ND	ND	ND	12	ND	
5/4/2021	ND	ND	ND	ND	1.8	ND	ND	ND	ND	ND	ND	6	ND	

Appendix A Table 2
Groundwater Treatment Analytical Data
FPE Groundwater Treatment System
Edgefield, South Carolina



Location	Date	Volatile Organic Compounds													
		1,1-DCE (µg/L)	1,1-DCA (µg/L)	1,1,1-TCA (µg/L)	1,1,2-TCA (µg/L)	cis-1,2-DCE (µg/L)	trans-1,2-DCE (µg/L)	MEK (µg/L)	Acetone (µg/L)	Chloroform (µg/L)	Methylene Chloride (µg/L)	PCE (µg/L)	TCE (µg/L)	VC (µg/L)	
Effluent to NPDES Outfall #001 (continued)	5/13/2021	ND	ND	ND	ND	1.1	ND	ND	ND	ND	ND	ND	5	ND	
	6/14/2021	ND	ND	ND	ND	ND	ND	ND	ND	ND	ND	ND	0.75 J	ND	
	7/20/2021	ND	ND	ND	ND	ND	ND	ND	ND	ND	ND	ND	0.69 J	ND	
	8/19/2021	ND	ND	ND	ND	ND	ND	ND	ND	ND	ND	ND	1	ND	
	9/16/2021	ND	ND	ND	ND	ND	ND	ND	ND	ND	ND	ND	ND	ND	
	10/14/2021	ND	ND	ND	ND	ND	ND	ND	ND	ND	ND	ND	0.53 J	ND	
	11/20/2021	ND	ND	ND	ND	ND	ND	ND	ND	ND	ND	ND	0.42 J	ND	
	12/16/2021	ND	ND	ND	ND	1.1	ND	ND	ND	ND	ND	ND	5.2	ND	
	12/28/2021	Ceased Groundwater Recovery and all Toe Drain Influent Discharged Directly to ACPSA Outfall													
	2/8/2022	NA	NA	NA	NA	NA	NA	NA	NA	NA	NA	NA	NA	NA	NA
	3/17/2022	NA	NA	NA	NA	NA	NA	NA	NA	NA	NA	NA	NA	NA	NA
	4/14/2022	NA	NA	NA	NA	NA	NA	NA	NA	NA	NA	NA	NA	NA	NA
	5/12/2022	NA	NA	NA	NA	NA	NA	NA	NA	NA	NA	NA	NA	NA	NA
	6/21/2022	NA	NA	NA	NA	NA	NA	NA	NA	NA	NA	NA	NA	NA	NA
EW-1	9/23/2009	14.6	1.6	ND	ND	1.6	ND	ND	ND	ND	ND	ND	57	ND	
	12/15/2009	13.8	2.1	ND	ND	4.8	ND	ND	ND	0.24 J	ND	ND	97	ND	
	1/21/2010	12.7	2.0	ND	ND	5.7	ND	ND	ND	ND	ND	ND	89	ND	
	2/18/2010	8.6	1.8	ND	ND	7.6	ND	ND	ND	0.24 J	ND	ND	122	ND	
	3/30/2010	8.5	1.6	ND	ND	7.9	ND	ND	ND	ND	ND	ND	107	ND	
	4/26/2010	13.2	2.4	ND	ND	6.2	ND	ND	ND	ND	ND	ND	93	ND	
	5/27/2010	15.1	2.4	ND	ND	2.3	ND	ND	ND	ND	ND	ND	58	ND	
	6/22/2010	EW-1 Offline - Pump Failure													
	7/23/2010	18.5	3.0	ND	ND	1.1	ND	ND	ND	ND	ND	ND	40	ND	
	8/25/2010	15.4	2.5	ND	ND	1.1	ND	ND	ND	ND	ND	ND	53	ND	
	9/22/2010	21.4	3.3	ND	ND	0.89 J	ND	ND	ND	0.34 J	ND	ND	36	ND	
	10/20/2010	21.7	3.6	ND	ND	0.83 J	ND	ND	ND	0.41 J	ND	ND	32	ND	
	11/2/2010	19.4	3.4	ND	ND	0.42 J	ND	ND	ND	0.38 J	ND	ND	28	ND	
	12/7/2010	26.3	4.7	ND	ND	0.62 J	ND	ND	ND	0.48 J	ND	ND	28	ND	
	1/6/2011	22.3	4.2	ND	ND	0.73 J	ND	ND	ND	0.46 J	ND	ND	24	ND	
	2/10/2011	22.0	3.8	ND	ND	0.68 J	ND	ND	ND	0.39 J	ND	ND	32	ND	
	3/16/2011	21.6	4.3	ND	ND	1.0	ND	ND	ND	0.52J	ND	ND	34	ND	
	4/12/2011	16.5	3.2	ND	ND	1.6	ND	ND	ND	0.40J	ND	ND	53	ND	
	5/19/2011	18.4	3.8	ND	ND	2.1	ND	ND	ND	ND	ND	ND	43	ND	
	6/16/2011	18.6	3.7	ND	ND	0.90 J	ND	ND	ND	0.29 J	ND	ND	29	ND	
	7/14/2011	25.9	4.2	ND	ND	0.72 J	ND	ND	ND	0.32 J	ND	ND	23	ND	
	8/11/2011	25.7	4.7	ND	ND	0.54 J	ND	ND	ND	ND	ND	ND	21	ND	
	9/8/2011	25.6	5.2	ND	ND	0.58 J	ND	ND	ND	0.43 J	ND	ND	18	ND	
	10/13/2011	25.1	5.2	ND	ND	0.59 J	ND	ND	ND	0.50 J	ND	ND	22	ND	
	11/10/2011	22.9	4.9	ND	ND	ND	ND	ND	ND	0.37 J	ND	ND	21	ND	
	12/8/2011	20.6	4.5	ND	ND	0.53 J	ND	ND	ND	0.57 J	ND	ND	20	ND	
	1/12/2012	19.1	3.6	ND	ND	0.73 J	ND	ND	ND	0.37 J	ND	ND	26	ND	
	2/9/2012	16.9	3.4	ND	ND	0.54 J	ND	ND	ND	0.47 J	ND	ND	26	ND	
	3/15/2012	15.4	2.8	ND	ND	0.51 J	ND	ND	ND	ND	ND	ND	30	ND	
	4/12/2012	16.2	3.3	ND	ND	0.59 J	ND	ND	ND	0.28 J	ND	ND	31	ND	
	5/15/2012	19.1	3.8	ND	ND	0.38 J	ND	ND	ND	0.24 J	ND	ND	30	ND	
	6/7/2012	18.1	3.8	ND	ND	1.1	ND	ND	ND	0.30 J	ND	ND	30	ND	
	7/17/2012	16	4.0	ND	ND	0.78 J	ND	ND	ND	0.30 J	ND	ND	31	ND	
	8/16/2012	17.3	3.6	ND	ND	0.41 J	ND	ND	ND	ND	ND	ND	32	ND	
	9/13/2012	14.9	3.0	ND	ND	0.40 J	ND	ND	ND	ND	ND	ND	29	ND	
	10/11/2012	15.4	3.1	ND	ND	0.23 J	ND	ND	ND	ND	ND	ND	27	ND	
11/8/2012	19.2 ^P	3.7 ^P	ND	ND	0.60 J ^P	ND	ND	ND	0.29 J ^P	ND	ND	20.4 ^P	ND		
12/6/2012	18.1	3.9	ND	ND	0.31 J	ND	ND	ND	0.25 J	ND	ND	20	ND		
1/10/2013	14.4	2.9	ND	ND	0.64 J	ND	ND	ND	ND	ND	ND	31	ND		
2/21/2013	13.2	2.5	ND	ND	3.3	ND	ND	ND	0.23 J	ND	ND	45	ND		
3/14/2013	13.7	2.3	ND	ND	1.2	ND	ND	ND	ND	ND	ND	30	ND		
4/4/2013	11.3	2.0	ND	ND	1.1	ND	ND	ND	ND	ND	ND	29	ND		
5/9/2013	11.1	2.0	ND	ND	1.2	ND	ND	ND	ND	ND	ND	36	ND		
6/13/2013	8.3	1.4	ND	ND	1.3	ND	ND	ND	ND	ND	ND	37	ND		
7/11/2013	9.2	1.6	ND	ND	1.6	ND	ND	ND	ND	ND	ND	46	ND		
8/8/2013	6.1	1.3	ND	ND	1.8	ND	ND	ND	ND	ND	ND	45	ND		
9/12/2013	7.6	1.4	ND	ND	1.7	ND	ND	ND	ND	ND	ND	41	ND		

Appendix A Table 2
Groundwater Treatment Analytical Data
FPE Groundwater Treatment System
Edgefield, South Carolina



Location	Date	Volatile Organic Compounds												
		1,1-DCE (µg/L)	1,1-DCA (µg/L)	1,1,1-TCA (µg/L)	1,1,2-TCA (µg/L)	cis-1,2-DCE (µg/L)	trans-1,2-DCE (µg/L)	MEK (µg/L)	Acetone (µg/L)	Chloroform (µg/L)	Methylene Chloride (µg/L)	PCE (µg/L)	TCE (µg/L)	VC (µg/L)
EW-1 (continued)	10/10/2013	8.7	1.5	ND	ND	1.1	ND	ND	ND	ND	ND	ND	32	ND
	11/14/2013	15.2	2.5	ND	ND	0.52 J	ND	ND	ND	ND	ND	ND	25	ND
	12/12/2013	10.9	1.9	ND	ND	0.51 J	ND	ND	ND	ND	ND	ND	22	ND
	1/16/2014	10.4	1.8	ND	ND	ND	ND	ND	ND	ND	ND	ND	27	ND
	2/17/2014	13.4	2.1	ND	ND	4.1	ND	ND	ND	ND	ND	ND	52	ND
	3/6/2014	9.6	1.6	ND	ND	ND	ND	ND	ND	ND	ND	ND	26	ND
	4/3/2014	10.5	1.6	ND	ND	1.1	ND	ND	ND	ND	ND	ND	27	ND
	5/8/2014	9.0	1.5	ND	ND	ND	ND	ND	ND	ND	ND	ND	27	ND
	6/12/2014	9.8	1.7	ND	ND	ND	ND	ND	ND	ND	ND	ND	24	ND
	7/10/2014	12.2	2.0	ND	ND	ND	ND	ND	ND	ND	ND	ND	16	ND
	8/14/2014	11.1	2.0	ND	ND	ND	ND	ND	ND	ND	ND	ND	15	ND
	9/11/2014	11.8	2.4	ND	ND	ND	ND	ND	ND	ND	ND	ND	19	ND
	10/9/2014	13.6	2.6	ND	ND	ND	ND	ND	ND	ND	ND	ND	15	ND
	11/13/2014	16.5	2.9	ND	ND	ND	ND	ND	ND	ND	ND	ND	10	ND
	12/11/2014	13.2	2.3	ND	ND	ND	ND	ND	ND	ND	ND	ND	15	ND
	1/15/2015	11.9	1.9	ND	ND	ND	ND	ND	ND	ND	ND	ND	26	ND
	2/12/2015	10.4	2.0	ND	ND	5.5	ND	ND	ND	ND	ND	ND	33	ND
	3/19/2015	9.6	1.6	ND	ND	ND	ND	ND	ND	ND	ND	ND	21	ND
	4/16/2015	10.5	1.7	ND	ND	ND	ND	ND	ND	ND	ND	ND	18	ND
	5/14/2015	7.7	1.4	ND	ND	ND	ND	ND	ND	ND	ND	ND	18	ND
	6/11/2015	8.9	1.6	ND	ND	ND	ND	ND	ND	ND	ND	ND	16	ND
	7/1/2015	10.7	1.7	ND	ND	ND	ND	ND	ND	ND	ND	ND	11	ND
	8/13/2015	14.5	2.1	ND	ND	ND	ND	ND	ND	ND	ND	ND	5	ND
	9/17/2015	11.9	2.2	ND	ND	ND	ND	ND	ND	ND	ND	ND	11	ND
	10/15/2015	10.9	1.9	ND	ND	ND	ND	ND	ND	ND	ND	ND	15	ND
	11/12/2015	8.0	1.2	ND	ND	ND	ND	ND	ND	ND	ND	ND	15	ND
	12/3/2015	8.0	1.5	ND	ND	ND	ND	ND	ND	ND	ND	ND	16	ND
	1/14/2016	8.2	1.2	ND	ND	ND	ND	ND	ND	ND	ND	ND	19	ND
	2/11/2016	7.7	1.2	ND	ND	ND	ND	ND	ND	ND	ND	ND	19	ND
	3/17/2016	7.0	1.1	ND	ND	ND	ND	ND	ND	ND	ND	ND	17	ND
4/14/2016	6.2	1.2	ND	ND	ND	ND	ND	ND	ND	ND	ND	15	ND	
5/26/2016	8.3	1.4	ND	ND	2.0	ND	ND	ND	ND	ND	ND	21	ND	
6/23/2016	Not Sampled													
7/14/2016	10.8	1.4	1.3	ND	8.0	ND	ND	ND	ND	ND	ND	4.2	139 ^a	ND
8/11/2016	7.9	1.4	ND	ND	2.3	ND	ND	ND	ND	ND	ND	ND	40	ND
9/9/2016	8.5	1.5	ND	ND	ND	ND	ND	ND	ND	ND	ND	ND	12	ND
10/13/2016	8.7	1.6	ND	ND	ND	ND	ND	ND	ND	ND	ND	ND	8	ND
11/17/2016	9.4	1.6	ND	ND	ND	ND	ND	ND	ND	ND	ND	ND	5	ND
12/7/2016	9.1	1.6	ND	ND	13.2	ND	ND	ND	ND	ND	ND	1.4	73	ND
1/12/2017	7.3	1.3	ND	ND	ND	ND	ND	ND	ND	ND	ND	ND	13	ND
EW-1R start-up	2/16/2017	2.4	1.0	ND	ND	1.7	ND	ND	ND	ND	ND	ND	28	ND
	3/12/2017	5.8	ND	ND	ND	ND	ND	ND	ND	ND	ND	ND	11	ND
	4/13/2017	5.4	ND	ND	ND	ND	ND	ND	ND	ND	ND	ND	14	ND
	5/11/2017	7.7	ND	ND	ND	2.4	ND	ND	ND	ND	ND	ND	194	ND
	6/15/2017	7.1	ND	ND	ND	ND	ND	ND	ND	ND	ND	ND	315	ND
	7/25/2017	5.9	ND	ND	ND	4.1	ND	ND	ND	ND	ND	ND	358 ^b	ND
	8/16/2017	5.7	ND	ND	ND	3.9	ND	ND	ND	ND	ND	ND	338	ND
	9/19/2017	5.6	ND	ND	ND	ND	ND	ND	ND	ND	ND	ND	281	ND
	10/12/2017	6.2	ND	ND	ND	ND	ND	ND	ND	ND	ND	ND	301	ND
	11/16/2017	ND	ND	ND	ND	ND	ND	ND	ND	ND	ND	ND	288	ND
	12/14/2017	7.2	1.5	ND	ND	2.1	ND	ND	ND	ND	ND	ND	193	ND
	1/11/2018	6.7	ND	ND	ND	ND	ND	ND	ND	ND	ND	ND	333	ND
	2/15/2018	5.9	ND	ND	ND	ND	ND	ND	ND	ND	ND	ND	405	ND
	3/15/2018	5.7	ND	ND	ND	ND	ND	ND	ND	ND	ND	ND	299	ND
	4/12/2018	5.4	ND	ND	ND	ND	ND	ND	ND	ND	ND	ND	353	ND
	5/17/2018	ND	ND	ND	ND	ND	ND	ND	ND	ND	ND	ND	549	ND
	6/14/2018	ND	ND	ND	ND	ND	ND	ND	ND	ND	ND	ND	698	ND
	7/19/2018	5.3	1.0	ND	ND	4.6	ND	ND	ND	ND	ND	ND	756	ND
8/17/2018	5.7	ND	ND	ND	3.9	ND	ND	ND	ND	ND	ND	338	ND	
9/13/2018	ND	ND	ND	ND	ND	ND	ND	ND	ND	ND	ND	959	ND	
10/10/2018	ND	ND	ND	ND	ND	ND	ND	ND	ND	ND	ND	1,100	ND	

Appendix A Table 2
Groundwater Treatment Analytical Data
FPE Groundwater Treatment System
Edgefield, South Carolina



Location	Date	Volatile Organic Compounds												
		1,1-DCE (µg/L)	1,1-DCA (µg/L)	1,1,1-TCA (µg/L)	1,1,2-TCA (µg/L)	cis-1,2-DCE (µg/L)	trans-1,2-DCE (µg/L)	MEK (µg/L)	Acetone (µg/L)	Chloroform (µg/L)	Methylene Chloride (µg/L)	PCE (µg/L)	TCE (µg/L)	VC (µg/L)
EW-1R (continued)	11/15/2018	ND	ND	ND	ND	ND	ND	ND	ND	ND	ND	ND	1,660	ND
	12/13/2018	ND	ND	ND	ND	ND	ND	ND	ND	ND	ND	ND	1,160	ND
	1/17/2019	ND	ND	ND	ND	ND	ND	ND	ND	ND	ND	ND	2,350	ND
	2/14/2019	ND	ND	ND	ND	ND	ND	ND	ND	ND	ND	ND	2,550	ND
	3/14/2019	ND	ND	ND	ND	ND	ND	ND	ND	ND	ND	ND	2,570	ND
	4/11/2019	ND	ND	ND	ND	ND	ND	ND	ND	ND	ND	ND	3,590	ND
	5/16/2019	--	--	--	--	--	--	--	--	--	--	--	--	--
	6/13/2019	ND	ND	ND	ND	ND	ND	ND	ND	ND	ND	ND	2,050	ND
	7/11/2019	ND	ND	ND	ND	ND	ND	ND	ND	ND	ND	ND	1,860	ND
	8/15/2019	ND	ND	ND	ND	ND	ND	ND	ND	ND	ND	ND	3,000	ND
	9/12/2019	ND	ND	ND	ND	ND	ND	ND	ND	ND	ND	ND	1,910	ND
	10/10/2019	ND	ND	ND	ND	ND	ND	ND	ND	ND	ND	ND	1,430	ND
	11/13/2019	ND	ND	ND	ND	ND	ND	ND	ND	ND	ND	ND	1,500	ND
	12/12/2019	ND	ND	ND	ND	ND	ND	ND	ND	ND	ND	ND	1,040	ND
	1/16/2020	ND	ND	ND	ND	ND	ND	ND	ND	ND	ND	ND	1,610	ND
	2/13/2020	ND	ND	ND	ND	ND	ND	ND	ND	ND	ND	ND	2,590	ND
	3/12/2020	ND	ND	ND	ND	ND	ND	ND	ND	ND	ND	ND	3,950	ND
	4/16/2020	ND	ND	ND	ND	59 J	ND	ND	ND	ND	ND	ND	5,360	ND
	5/15/2020	ND	ND	ND	ND	ND	ND	ND	ND	ND	ND	ND	5,020	ND
	6/10/2020	ND	ND	ND	ND	ND	ND	ND	ND	ND	ND	ND	5,150	ND
	7/16/2020	ND	ND	ND	ND	ND	ND	ND	ND	ND	ND	ND	4,920	ND
	8/13/2020	ND	ND	ND	ND	ND	ND	ND	ND	ND	ND	ND	1,620	ND
	9/17/2020	ND	ND	ND	ND	ND	ND	ND	ND	ND	ND	ND	2,640	ND
	10/15/2020	ND	ND	ND	ND	ND	ND	ND	ND	ND	ND	ND	2,440	ND
	11/12/2020	ND	ND	ND	ND	ND	ND	ND	ND	ND	ND	ND	1,780	ND
	12/16/2020	ND	ND	ND	ND	17.5 J	ND	ND	ND	ND	ND	ND	1,820	ND
	1/14/2021	ND	ND	ND	ND	7.9 J	ND	ND	ND	ND	ND	ND	2,240	ND
	2/11/2021	ND	ND	ND	ND	ND	ND	ND	ND	ND	ND	ND	2,000	ND
	3/11/2021	ND	ND	ND	ND	14.0 J	ND	ND	ND	ND	ND	ND	3,330	ND
	4/15/2021	ND	ND	ND	ND	ND	ND	ND	ND	ND	ND	ND	4,770	ND
	5/13/2021	ND	ND	ND	ND	ND	ND	ND	ND	ND	ND	ND	5,380	ND
	6/14/2021	ND	ND	ND	ND	25.2 J	ND	ND	ND	ND	ND	ND	3,960	ND
	7/20/2021	ND	ND	ND	ND	6.0 J	ND	ND	ND	ND	ND	ND	1,180	ND
8/19/2021	ND	ND	ND	ND	ND	ND	ND	ND	23.8	ND	ND	2,440	ND	
9/16/2021	ND	ND	ND	ND	ND	ND	ND	ND	ND	138 J	ND	4,000	ND	
10/14/2021	ND	ND	ND	ND	12.6 J	ND	ND	ND	ND	ND	ND	2,390	ND	
11/20/2021	ND	ND	ND	ND	10.4 J	ND	ND	ND	ND	ND	ND	1,850	ND	
12/16/2021	ND	ND	ND	ND	ND	ND	ND	ND	ND	ND	ND	2,090	ND	
12/28/2021	Ceased Groundwater Recovery for Treatment System Assessment and Repairs													
2/8/2021	Ceased Groundwater Recovery for Treatment System Assessment and Repairs													
3/17/2022	ND	ND	ND	ND	ND	ND	ND	ND	ND	ND	ND	1,650	ND	
4/14/2022	ND	ND	ND	ND	ND	ND	ND	ND	ND	ND	ND	1,850	ND	
5/12/2022	ND	ND	ND	ND	ND	ND	ND	ND	ND	ND	ND	2,480	ND	
6/21/2022	ND	ND	ND	ND	ND	ND	ND	ND	ND	ND	ND	1,540	ND	

Appendix A Table 2
Groundwater Treatment Analytical Data
FPE Groundwater Treatment System
Edgefield, South Carolina



Location	Date	Volatile Organic Compounds												
		1,1-DCE (µg/L)	1,1-DCA (µg/L)	1,1,1-TCA (µg/L)	1,1,2-TCA (µg/L)	cis-1,2-DCE (µg/L)	trans-1,2-DCE (µg/L)	MEK (µg/L)	Acetone (µg/L)	Chloroform (µg/L)	Methylene Chloride (µg/L)	PCE (µg/L)	TCE (µg/L)	VC (µg/L)
EW-2	9/23/2009	533	ND	653	ND	1,180	ND	ND	ND	ND	ND	579	85,400	ND
	12/15/2009	668	ND	786	ND	1,210	ND	ND	ND	ND	ND	692	70,100	ND
	1/21/2010	430	ND	477	ND	893	ND	ND	ND	ND	ND	559	65,400	ND
	2/18/2010	349	ND	605	ND	808	ND	ND	ND	ND	ND	548	58,600	ND
	3/30/2010	384	ND	581	ND	896	ND	ND	ND	ND	ND	627	58,400	ND
	4/26/2010	440	ND	483	ND	1,020	ND	ND	ND	ND	ND	636	68,400	ND
	5/27/2010	337	ND	392	ND	820	ND	ND	ND	ND	ND	502	49,900	ND
	6/22/2010	292 J	ND	435 J	ND	683	ND	ND	ND	ND	ND	546	56,900	ND
	7/23/2010	ND	ND	498 J	ND	808	ND	ND	ND	ND	ND	510	54,300	ND
	8/25/2010	389	ND	498	ND	668	ND	ND	ND	ND	ND	627	47,800	ND
	9/22/2010	380	ND	453	ND	715	ND	ND	ND	ND	ND	546	46,500	ND
	10/20/2010	385	ND	440	ND	659	ND	ND	ND	ND	ND	627	48,500	ND
	11/2/2010	435	ND	607	ND	732	ND	ND	ND	ND	ND	746	62,100	ND
	12/7/2010	497	ND	508	ND	718	ND	ND	ND	ND	ND	650	46,000	ND
	1/6/2011	433	ND	465	ND	613	ND	ND	ND	ND	ND	539	43,500	ND
	2/10/2011	405	ND	401	ND	587	ND	ND	ND	ND	ND	559	47,600	ND
	3/16/2011	391	ND	359	ND	639	ND	ND	ND	ND	ND	577	47,400	ND
	4/12/2011	411	6.3J	439	9.9J	598	ND	ND	ND	6.3J	ND	699	44,800	ND
	5/19/2011	404	ND	415	ND	677	ND	ND	ND	ND	ND	584	45,300	ND
	6/16/2011	399	ND	415	ND	641	ND	ND	ND	ND	ND	496	43,300	ND
	7/14/2011	458	ND	501	ND	657	ND	ND	ND	ND	ND	622	44,900	ND
	8/11/2011	387	ND	467	ND	631	ND	ND	ND	ND	ND	659	35,300	ND
	9/8/2011	50.6*	ND	58.3*	ND	57.3*	ND	ND	ND	ND	ND	65.6*	3,460*	ND
	10/13/2011	445	ND	473	ND	604	ND	ND	ND	ND	ND	730	36,000	ND
	11/10/2011	446	ND	426	ND	538	ND	ND	ND	ND	ND	680	38,300	ND
	12/8/2011	460	ND	438	ND	606	ND	ND	ND	ND	ND	735	42,400	ND
	1/12/2012	406	ND	392	6.5 J	527	ND	ND	ND	ND	ND	640	37,300	ND
	2/9/2012	332	ND	335	ND	390	ND	ND	ND	ND	ND	531	38,600 ^a	ND
	3/15/2012	349	ND	323	ND	443	ND	ND	ND	ND	ND	652	32,700	ND
	4/12/2012	407	ND	372	ND	497	ND	ND	ND	ND	ND	770	38,300 ^a	ND
	5/15/2012	355	ND	332	ND	440	ND	ND	ND	ND	ND	647	32,900 ^a	ND
	6/7/2012	389	ND	383	ND	469	ND	ND	ND	ND	ND	670	29,800 ^a	ND
	7/17/2012	388	ND	390	ND	476	ND	ND	ND	ND	ND	588	34,000 ^a	ND
	8/16/2012	380	ND	389	ND	474	ND	ND	ND	ND	ND	580	34,400 ^a	ND
	9/13/2012	372	ND	410	ND	465	ND	ND	ND	ND	ND	572	34,600	ND
	10/11/2012	377	ND	373	ND	460	ND	ND	ND	ND	ND	561	35,200 ^a	ND
	11/8/2012	401	ND	394	ND	469	ND	ND	ND	ND	ND	561	30,800	ND
	12/6/2012	359	ND	374	ND	445	ND	ND	ND	ND	ND	612	30,500	ND
	1/10/2013	419	ND	356	ND	468	ND	ND	ND	ND	ND	609	31,100	ND
	2/21/2013	464	ND	467	ND	444	ND	ND	ND	ND	ND	834	34,800 ^a	ND
	3/14/2013	375	ND	329	ND	423	ND	ND	ND	ND	ND	624	31,500 ^a	ND
	4/4/2013	447	ND	352	ND	440	ND	ND	ND	ND	ND	699	34,700 ^a	ND
	5/9/2013	421	ND	398	ND	454	ND	ND	ND	ND	ND	718	34,000	ND
6/13/2013	429	ND	422	ND	496	ND	ND	ND	ND	ND	694	39,500	ND	
7/11/2013	365	ND	305	ND	493	ND	ND	ND	ND	ND	632	36,700	ND	
8/8/2013	300	ND	324	ND	523	ND	ND	ND	ND	197 J	565	41,200	ND	
9/12/2013	417	ND	356	ND	613	ND	ND	ND	ND	ND	585	41,900 ^a	ND	
10/10/2013	387	ND	343	ND	541	ND	ND	ND	ND	ND	543	44,400 ^a	ND	
11/14/2013	499	ND	402	ND	581	ND	ND	ND	ND	ND	716	31,000 ^a	ND	
12/12/2013	474	ND	499	ND	543	ND	ND	ND	ND	ND	762	33,700 ^a	ND	
1/16/2014	308	ND	311	ND	421	ND	ND	ND	ND	ND	484	25,200	ND	
2/17/2014	432 ^a	7.0	359 ^a	7.0	531 ^a	1.9	ND	ND	5.5	ND	698 ^a	31,300	ND	
3/6/2014	325	ND	265	ND	353	ND	ND	ND	ND	ND	655	31,300 ^a	ND	
4/3/2014	384	ND	227	ND	429	ND	ND	ND	ND	ND	490	25,400	ND	
5/8/2014	259	ND	202	ND	407	ND	ND	ND	ND	ND	534	25,400 ^a	ND	
6/12/2014	336	ND	213	ND	448	ND	ND	ND	ND	ND	519	26,200	ND	
7/10/2014	304	ND	228	ND	304	ND	ND	ND	ND	ND	481	21,700 ^a	ND	
8/14/2014	ND	ND	212	ND	361	ND	ND	ND	ND	ND	440	21,000	ND	
9/11/2014	254	ND	195	ND	325	ND	ND	ND	ND	ND	509	18,600	ND	
10/9/2014	372	ND	248	ND	425	ND	ND	ND	ND	ND	579	20,000 ^a	ND	
11/13/2014	394	ND	300	ND	488	ND	ND	ND	ND	ND	570	25,400	ND	

Appendix A Table 2
Groundwater Treatment Analytical Data
FPE Groundwater Treatment System
Edgefield, South Carolina



Location	Date	Volatile Organic Compounds												
		1,1-DCE (µg/L)	1,1-DCA (µg/L)	1,1,1-TCA (µg/L)	1,1,2-TCA (µg/L)	cis-1,2-DCE (µg/L)	trans-1,2-DCE (µg/L)	MEK (µg/L)	Acetone (µg/L)	Chloroform (µg/L)	Methylene Chloride (µg/L)	PCE (µg/L)	TCE (µg/L)	VC (µg/L)
EW-2 (continued)	12/11/2014	244	ND	203	ND	276	ND	ND	ND	ND	ND	447	15,100	ND
	1/15/2015	337	ND	226	ND	322	ND	ND	ND	ND	ND	587	18,000 ^a	ND
	2/12/2015	337	ND	228	ND	363	ND	ND	ND	ND	ND	571	18,500 ^a	ND
	3/19/2015	349	ND	220	ND	360	ND	ND	ND	ND	ND	737	18,200 ^a	ND
	4/16/2015	310	ND	153	ND	289	ND	ND	ND	ND	ND	457	16,900	ND
	5/14/2015	262	ND	146	ND	308	ND	ND	ND	ND	ND	444	16,800	ND
	6/11/2015	359	ND	ND	ND	425	ND	ND	ND	ND	ND	382	16,500	ND
	7/1/2015	307	ND	156	ND	357	ND	ND	ND	ND	ND	519	16,200	ND
	8/13/2015	315	ND	443	ND	302	ND	ND	ND	ND	ND	443	16,600	ND
	9/17/2015	302	ND	164	ND	324	ND	ND	ND	ND	ND	433	15,100	ND
	10/15/2015	327	ND	ND	ND	306	ND	ND	ND	ND	ND	425	15,100	ND
	11/12/2015	290b	5.3	170b	3.7	255b	1.4	ND	ND	4.3	ND	502b	18,200	ND
	12/3/2015	284	ND	ND	ND	ND	ND	ND	ND	ND	ND	424	13,700	ND
	1/14/2016	342	ND	210	ND	267	ND	ND	ND	ND	ND	477	17,600	ND
	2/11/2016	323	ND	ND	ND	308	ND	ND	ND	ND	ND	439	16,400	ND
	3/17/2016	331	ND	166	ND	318	ND	ND	ND	ND	ND	401	16,200	ND
	4/14/2016	302	ND	168	ND	334	ND	ND	ND	ND	ND	382	15,000	ND
	5/12/2016	269	ND	149	ND	292	ND	ND	ND	ND	ND	372	16,700	ND
	6/23/2016	320	ND	162	ND	322	ND	ND	ND	ND	ND	402	14,900	ND
	7/14/2016	285	ND	148	ND	285	ND	ND	ND	ND	ND	401	13,900	ND
	8/11/2016	252	ND	ND	ND	297	ND	ND	ND	ND	ND	423	13,200	ND
	9/9/2016	296	ND	ND	ND	274	ND	ND	ND	ND	ND	421	10,600	ND
	10/13/2016	268	ND	152	ND	238	ND	ND	ND	ND	ND	442	12,600	ND
	11/17/2016	269	ND	145	ND	210	ND	ND	ND	ND	ND	444	11,300	ND
	12/7/2016	279	ND	ND	ND	213	ND	ND	ND	ND	ND	402	12,500	ND
	1/12/2017	337	ND	ND	ND	233	ND	ND	ND	ND	ND	483	14,600	ND
	2/16/2017	317	ND	ND	ND	280	ND	ND	ND	ND	ND	520	13,800	ND
	3/12/2017	333	ND	ND	ND	229	ND	ND	ND	ND	ND	503	15,800	ND
	4/13/2017	334	ND	161	ND	213	ND	ND	ND	ND	ND	446	15,500	ND
	5/11/2017	322	ND	173	ND	291	ND	ND	ND	ND	ND	536	13,100	ND
	6/15/2017	EW-2 Offline - Pump Failure												
	7/25/2017	274	ND	142	ND	263	ND	ND	ND	ND	ND	347	11,900	ND
	8/17/2017	267	ND	153	ND	263	ND	ND	ND	ND	ND	463	11,500b	ND
	9/19/2017	400	ND	246	ND	254	ND	ND	ND	ND	ND	523	11,800b	ND
	10/12/2017	320	ND	ND	ND	255	ND	ND	ND	ND	ND	460	11,700	ND
	11/16/2017	244	ND	154	ND	232	ND	ND	ND	ND	ND	418	10,400b	ND
	12/14/2017	303	ND	153	ND	253	ND	ND	ND	ND	ND	410	10,400	ND
	1/11/2018	331	ND	159	ND	284	ND	ND	ND	ND	ND	542	13,400	ND
	2/15/2018	268	ND	136	ND	260	ND	ND	ND	ND	ND	395	9,860	ND
	3/15/2018	257	ND	ND	ND	271	ND	ND	ND	ND	ND	474	11,200	ND
4/12/2018	298	ND	137	ND	289	ND	ND	ND	ND	ND	436	12,500	ND	
5/17/2018	269	ND	128	ND	236	ND	ND	ND	ND	ND	426	11,000	ND	
6/14/2018	243	ND	109	ND	236	ND	ND	ND	ND	ND	405	10,400	ND	
7/19/2018	241	5.2	115	2.6	250	ND	ND	ND	ND	ND	362	11,100	ND	
8/17/2018	239	ND	154	ND	261	ND	ND	ND	ND	ND	364	9,010	ND	
9/13/2018	351	ND	ND	ND	337	ND	ND	ND	ND	ND	516	12,200	ND	
10/10/2018	291	ND	186	ND	309	ND	ND	ND	ND	ND	428	11,800	ND	
11/15/2018	212	ND	131	ND	232	ND	ND	ND	ND	ND	291	7,840	ND	
12/13/2018	310	ND	175	ND	304	ND	ND	ND	ND	ND	470	9,140	ND	
1/17/2019	341	ND	173	ND	319	ND	ND	ND	ND	ND	501	9,250	ND	
2/14/2019	284	ND	ND	ND	277	ND	ND	ND	ND	ND	428	10,900	ND	
3/14/2019	313	ND	ND	ND	343	ND	ND	ND	ND	ND	434	10,500	ND	
4/11/2019	269	ND	ND	ND	270	ND	ND	ND	ND	ND	399	10,400	ND	
5/16/2019	261	ND	128	ND	254	ND	ND	ND	ND	ND	424	8,860	ND	
6/13/2019	241	ND	130	ND	202	ND	ND	ND	ND	ND	357	8,450	ND	
7/11/2019	ND	ND	ND	ND	501	ND	ND	ND	ND	ND	ND	1,770	ND	
8/15/2019	192	ND	ND	ND	259	ND	ND	ND	ND	ND	370	7,860	ND	
9/12/2019	212	ND	112	ND	193	ND	ND	ND	ND	ND	374	7,440	ND	
10/10/2019	192	ND	99.8	ND	177	ND	ND	ND	ND	ND	299	7,390	ND	
11/13/2019	232	ND	121	ND	201	ND	ND	ND	ND	ND	308	7,240	ND	
12/12/2019	184	ND	111	ND	191	ND	ND	ND	ND	ND	358	6,490	ND	

Appendix A Table 2
Groundwater Treatment Analytical Data
FPE Groundwater Treatment System
Edgefield, South Carolina



Location	Date	Volatile Organic Compounds												
		1,1-DCE (µg/L)	1,1-DCA (µg/L)	1,1,1-TCA (µg/L)	1,1,2-TCA (µg/L)	cis-1,2-DCE (µg/L)	trans-1,2-DCE (µg/L)	MEK (µg/L)	Acetone (µg/L)	Chloroform (µg/L)	Methylene Chloride (µg/L)	PCE (µg/L)	TCE (µg/L)	VC (µg/L)
EW-2 (continued)	1/17/2020	Not Sampled												
	2/13/2020	250	ND	124	ND	181	ND	ND	ND	ND	ND	340	7,140	ND
	3/12/2020	166	ND	84.2 J	ND	88.8 J	ND	ND	ND	ND	ND	313	5,280	ND
	4/16/2020	242	ND	118	ND	144	ND	ND	ND	ND	ND	337	6,670	ND
	5/15/2020	244	ND	124	ND	166	ND	ND	ND	ND	ND	369	7,350	ND
	6/10/2020	281	ND	138	ND	168	ND	ND	ND	ND	ND	397	7,690	ND
	7/16/2020	283	ND	136	ND	173 J	ND	ND	ND	ND	ND	409	7,410	ND
	8/13/2020	211	ND	119	ND	ND	ND	ND	ND	ND	ND	328	5,710	ND
	9/17/2020	186	ND	98.3 J	ND	110 J	ND	ND	ND	ND	ND	331	5,820	ND
	10/15/2020	224	ND	119	ND	ND	ND	ND	ND	ND	ND	364	6,720	ND
	11/12/2020	202	ND	109	ND	128 J	ND	ND	ND	ND	ND	317	5,240	ND
	12/16/2020	250	ND	127	ND	141 J	ND	ND	ND	ND	ND	363	6,320	ND
	1/14/2021	272	ND	147	ND	137	ND	ND	ND	ND	ND	459	6,790	ND
	2/11/2021	241	ND	107	ND	ND	ND	ND	ND	ND	ND	427	5,720	ND
	3/11/2021	284	ND	131	ND	173	ND	ND	ND	ND	ND	455	7,220	ND
	4/15/2021	227	ND	104	ND	149	ND	ND	ND	ND	ND	334	6,180	ND
	5/13/2021	268	ND	130	ND	118	ND	ND	ND	ND	ND	330	6,350	ND
	6/14/2021	239	ND	141	ND	142	ND	ND	ND	ND	ND	292	5,150	ND
	7/20/2021	260	ND	159	ND	145	ND	ND	ND	ND	ND	408	5,900	ND
	8/19/2021	168 ^b	ND	103	ND	146	ND	ND	ND	ND	ND	341	5,270	ND
	9/16/2021	146	ND	81.4	ND	83.9	ND	ND	ND	ND	ND	217	3,590	ND
	10/14/2021	159	ND	91	ND	98.8	ND	ND	ND	ND	ND	222	3,210	ND
	11/20/2021	163	ND	99.5	ND	109	ND	ND	ND	ND	ND	238	3,700	ND
	12/16/2021	279	ND	138	ND	135	ND	ND	ND	ND	ND	323	4,900	ND
	12/28/2021	Ceased Groundwater Recovery for Treatment System Assessment and Repairs												
	2/8/2021	Ceased Groundwater Recovery for Treatment System Assessment and Repairs												
	3/17/2022	No Discharge due to Pump Failure												
4/14/2022	154	ND	74.6	ND	117	ND	ND	ND	ND	ND	232	3,320	ND	
5/12/2022	199 ^a	ND	89.3	ND	134	ND	ND	ND	ND	165 J	255	3,660	ND	
6/21/2022	143	ND	76.3 J	ND	ND	ND	ND	ND	ND	ND	ND	2,750	ND	
EW-3	9/23/2009	ND	ND	ND	ND	295	3.1 J	ND	ND	2.9 J	ND	51.5	2,340	ND
	12/15/2009	ND	ND	ND	ND	359	4.3 J	ND	ND	3.6 J	ND	52.6	2,400	ND
	1/21/2010	ND	ND	ND	ND	249	4.1 J	ND	ND	4.1 J	ND	37.8	2,340	ND
	2/18/2010	ND	ND	ND	ND	216	ND	ND	ND	4 J	ND	26.7	2,080	ND
	3/30/2010	ND	ND	ND	ND	252	7.5	ND	ND	3.7 J	ND	43	2,350	ND
	4/26/2010	ND	ND	ND	ND	241	4.2 J	ND	ND	4.8 J	ND	33.7	2,690	ND
	5/27/2010	ND	ND	ND	ND	222	4.5 J	ND	ND	3.8 J	ND	35	2,440	ND
	6/22/2010	ND	ND	ND	ND	229	4.7 J	ND	ND	4.1 J	ND	43.2	2,350	ND
	7/23/2010	ND	ND	ND	ND	287	27.1	ND	ND	ND	ND	50.5	2,300	ND
	8/25/2010	ND	ND	ND	ND	354	2.9 J	ND	ND	4.9 J	ND	57.9	2,900	ND
	9/22/2010	ND	ND	ND	ND	337	ND	ND	ND	5 J	ND	45.4	2,440	ND
	10/20/2010	ND	ND	ND	ND	260	9	ND	ND	4.8	ND	40.3	2,660	ND
	11/2/2010	ND	ND	ND	ND	336	4.8 J	ND	ND	5.2	ND	55.7	3,410	ND
	12/7/2010	13.5	ND	11.5	ND	527	5.3 J	ND	ND	7.9 J	ND	75.6	4,160	ND
	1/6/2011	ND	ND	ND	ND	505	2.9 J	ND	ND	5.9 J	ND	88.8	2,900	ND
	2/10/2011	ND	ND	ND	ND	459	9.2 J	ND	ND	ND	ND	76.5	2,630	ND
	3/16/2011	1 J	ND	ND	ND	308	2.3 J	ND	ND	5.1	ND	43.7	2,280	ND
	4/12/2011	ND	ND	ND	ND	334	3.5 J	ND	ND	5.4 J	ND	53.2	2,410	ND
	5/19/2011	ND	ND	ND	ND	299	13.0	ND	ND	4.7 J	ND	51.7	2,140	ND
	6/16/2011	ND	ND	ND	ND	248	9.1	ND	ND	4.5 J	ND	41.7	2,020	ND
	7/14/2011	ND	ND	ND	ND	306	4.3 J	ND	ND	3.9 J	ND	55.1	1,750	ND
	8/11/2011	ND	ND	ND	ND	388	ND	ND	ND	4.1 J	ND	78.3	2,270	ND
	9/8/2011	1.4 J	ND	ND	ND	377	4.0 J	ND	ND	4.8 J	ND	65.1	1,740	ND
	10/13/2011	2.0 J	ND	ND	ND	377	2.9	ND	ND	4.9	ND	78.5	1,840	ND
	11/10/2011	1.8	0.27 J	ND	ND	452	5.0	ND	ND	4.7	ND	73.2	1,940	0.40 J
	12/8/2011	2.2 J	ND	ND	ND	380	8.5	ND	ND	4.1 J	ND	72.4	1,970	ND
	1/12/2012	ND	ND	ND	ND	344	2.9 J	ND	ND	4 J	ND	51.8	1,910	ND
2/9/2012	ND	ND	ND	ND	285	5.3 J	ND	ND	4.3 J	ND	46.4	1,630	ND	
3/15/2012	ND	ND	ND	ND	269	ND	ND	ND	3.3 J	ND	40.2	1,670 ^a	ND	
4/12/2012	ND	ND	ND	ND	268	ND	ND	ND	3.1 J	ND	43.6	1,440	ND	
5/15/2012	ND	ND	ND	ND	246	ND	ND	ND	3.2 J	ND	56.2	1,680 ^a	ND	

Appendix A Table 2
Groundwater Treatment Analytical Data
FPE Groundwater Treatment System
Edgefield, South Carolina



Location	Date	Volatile Organic Compounds												
		1,1-DCE (µg/L)	1,1-DCA (µg/L)	1,1,1-TCA (µg/L)	1,1,2-TCA (µg/L)	cis-1,2-DCE (µg/L)	trans-1,2-DCE (µg/L)	MEK (µg/L)	Acetone (µg/L)	Chloroform (µg/L)	Methylene Chloride (µg/L)	PCE (µg/L)	TCE (µg/L)	VC (µg/L)
EW-3 (continued)	6/7/2012	ND	ND	ND	ND	331	ND	ND	ND	3.7 J	ND	60.9	1,860 ^a	ND
	7/17/2012	1.2J	ND	ND	ND	306 J	5.1	ND	ND	4.1 J	ND	61	1,690 ^a	ND
	8/16/2012	ND	ND	ND	ND	387	2.1 J	ND	ND	3.6 J	ND	65.8	1,730 ^a	ND
	9/13/2012	ND	ND	ND	ND	355	5.6 J	ND	ND	3 J	ND	73.1	1,780	ND
	10/11/2012	ND	ND	ND	ND	339	8	ND	ND	3.3 J	ND	78.1	1,310 ^a	ND
	11/8/2012	190	4.2 J	203	4.1 J	380	3.2 J	ND	ND	5	ND	338	8,240	ND
	12/6/2012	ND	ND	ND	ND	322	ND	ND	ND	2.9 J	ND	65.8	1,830	ND
	1/10/2013	ND	ND	ND	ND	412	ND	ND	ND	17.5	ND	91.6	1,830	ND
	2/21/2013	ND	ND	ND	ND	548	25.5	ND	ND	10.4	ND	102	2,280 ^a	ND
	3/14/2013	1.5 J	ND	ND	ND	486	1.9 J	ND	ND	7.6	ND	71	1,810 ^a	ND
	4/4/2013	ND	ND	ND	ND	398	ND	ND	ND	7.8 J	ND	69.1	1,560	ND
	5/9/2013	ND	ND	ND	ND	357	ND	ND	ND	6.4 J	ND	71.1	1,880	ND
	6/13/2013	ND	ND	ND	ND	297	2 J	ND	ND	6.1	ND	62.7	1,750 ^a	ND
	7/11/2013	ND	ND	ND	ND	367	1.6 J	ND	ND	4.8 J	ND	87.9	1,380 ^a	ND
	8/8/2013	ND	ND	ND	ND	299	ND	ND	ND	5.6 J	ND	77.4	1,740	ND
	9/12/2013	ND	ND	ND	ND	349	9.5	ND	ND	5.8	ND	73	2,340 ^a	ND
	10/10/2013	ND	ND	ND	ND	256	7.9 J	ND	ND	5.6 J	ND	46.5	2,480	ND
	11/14/2013	ND	ND	ND	ND	308	6.0	ND	ND	6.9	ND	65	2,450 ^a	ND
	12/12/2013	ND	ND	ND	ND	487	ND	ND	ND	ND	ND	178	2,660	ND
	1/16/2014	ND	ND	ND	ND	440	10.4	ND	ND	ND	ND	101	2,210 ^a	ND
	2/17/2014	ND	ND	ND	ND	704	ND	ND	ND	23	ND	142	4,880 ^a	ND
	3/6/2014	ND	ND	ND	ND	214	ND	ND	ND	ND	ND	54.9	2,030	ND
	4/3/2014	ND	ND	ND	ND	235	ND	ND	ND	ND	ND	37.1	1,790	ND
	5/8/2014	ND	ND	ND	ND	229	ND	ND	ND	5.9	ND	36.3	2,190 ^a	ND
	6/12/2014	ND	ND	ND	ND	313	ND	ND	ND	ND	ND	52	2,570	ND
	7/10/2014	ND	ND	ND	ND	209	ND	ND	ND	ND	ND	37.3	2,680 ^a	ND
	8/14/2014	ND	ND	ND	ND	428	ND	ND	ND	ND	ND	78.8	2,790	ND
	9/11/2014	1.2	ND	ND	ND	306 ^a	2.9	ND	ND	6.1	ND	76.9	2,590 ^a	ND
	10/9/2014	ND	ND	ND	ND	322	9.8	ND	ND	ND	ND	81.3 ^a	2,530 ^a	ND
	11/13/2014	ND	ND	ND	ND	351	ND	ND	ND	ND	ND	47.4	2,770	ND
	12/11/2014	1.4	ND	ND	ND	388 ^a	ND	ND	ND	ND	ND	74.6	2,230	ND
	1/15/2015	ND	ND	ND	ND	364	ND	ND	ND	ND	ND	57.3	2,620	ND
	2/12/2015	ND	ND	ND	ND	417	12.5	ND	ND	6.8	ND	66.4	2,660 ^a	ND
	3/19/2015	ND	ND	ND	ND	298	ND	ND	ND	ND	ND	46	2,070	ND
	4/16/2015	ND	ND	ND	ND	2.8	ND	ND	ND	ND	ND	ND	22	ND
	5/14/2015	ND	ND	ND	ND	251	ND	ND	ND	ND	ND	44.6	1,960	ND
	6/11/2015	ND	ND	ND	ND	200	ND	ND	ND	ND	ND	ND	1,510	ND
	7/1/2015	ND	ND	ND	ND	293	ND	ND	ND	ND	ND	42.3	2,250 ^b	ND
	8/13/2015	ND	ND	ND	ND	341	ND	ND	ND	ND	ND	66.1	2,360	ND
	9/17/2015	ND	ND	ND	ND	431	ND	ND	ND	ND	ND	92.5	2,040	ND
	10/15/2015	ND	ND	ND	ND	346	ND	ND	ND	ND	ND	69.9	1,880	ND
	11/12/2015	1.2	ND	ND	ND	313 ^b	2.5	ND	ND	3.5	ND	84.6	1,170 ^b	ND
12/3/2015	ND	ND	ND	ND	265	ND	ND	ND	ND	ND	56.7	1,450 ^b	ND	
1/14/2016	ND	ND	ND	ND	235	ND	ND	ND ^b	ND	ND	47.2	1,670	ND	
2/11/2016	ND	ND	ND	ND	233	ND	ND	ND ^b	ND	ND	46.9	1,320	ND	
3/17/2016	ND	ND	ND	ND	214	ND	ND	ND	ND	ND	35.4	1,270	ND	
4/14/2016	ND	ND	ND	ND	235	ND	ND	ND	ND	ND	42.5	1,360	ND	
5/12/2016	ND	ND	ND	ND	266	ND	ND	ND	ND	ND	46.6	1,770	ND	
6/23/2016	ND	ND	ND	ND	368	ND	ND	ND	ND	ND	83.1	1,730	ND	
7/14/2016	ND	ND	ND	ND	265	ND	ND	ND	ND	ND	63.9	1,720	ND	
8/11/2016	ND	ND	ND	ND	294	ND	ND	ND	ND	ND	72.9	1,650	ND	
9/9/2016	ND	ND	ND	ND	301	ND	ND	ND	ND	ND	83.8	1,430	ND	
10/13/2016	ND	ND	ND	ND	292	ND	ND	ND	ND	ND	76.5	1,720	ND	
11/17/2016	ND	ND	ND	ND	183	ND	ND	ND	ND	ND	52.2	1,280	ND	
12/7/2016	ND	ND	ND	ND	242	ND	ND	ND	ND	ND	59.7	1,670	ND	
1/12/2017	ND	ND	ND	ND	309	ND	ND	ND	ND	ND	68.0	1,540	ND	
2/16/2017	ND	ND	ND	ND	252	ND	ND	ND	ND	ND	46.6	1,280	ND	
3/12/2017	ND	ND	ND	ND	179	ND	ND	ND	ND	ND	29.3	1,310	ND	
4/13/2017	ND	ND	ND	ND	215	ND	ND	ND	ND	ND	40.4	1,460	ND	
5/11/2017	ND	ND	ND	ND	256	ND	ND	ND	ND	ND	57.8	1,350	ND	
6/15/2017	ND	ND	ND	ND	34	ND	ND	ND	ND	ND	106	1,750	ND	

Appendix A Table 2
Groundwater Treatment Analytical Data
FPE Groundwater Treatment System
Edgefield, South Carolina



Location	Date	Volatile Organic Compounds												
		1,1-DCE (µg/L)	1,1-DCA (µg/L)	1,1,1-TCA (µg/L)	1,1,2-TCA (µg/L)	cis-1,2-DCE (µg/L)	trans-1,2-DCE (µg/L)	MEK (µg/L)	Acetone (µg/L)	Chloroform (µg/L)	Methylene Chloride (µg/L)	PCE (µg/L)	TCE (µg/L)	VC (µg/L)
EW-3 (continued)	7/25/2017	ND	ND	ND	ND	248	ND	ND	ND	ND	ND	64.1	1,230	ND
	8/16/2017	ND	ND	ND	ND	202	ND	ND	ND	ND	ND	62.5	1,180	ND
	9/19/2017	ND	ND	ND	ND	221	ND	ND	ND	ND	ND	63.0	1,120	ND
	10/12/2017	ND	ND	ND	ND	224	ND	ND	ND	ND	ND	71.9	1,070	ND
	11/16/2017	ND	ND	ND	ND	273	ND	ND	ND	ND	ND	76.6	1,040	ND
	12/14/2017	ND	ND	ND	ND	299	ND	ND	ND	ND	ND	86.9	1,270	ND
	1/11/2018	ND	ND	ND	ND	369	ND	ND	ND	ND	ND	105	1,280	ND
	2/15/2018	ND	ND	ND	ND	297	ND	ND	ND	ND	ND	75.2	1,020	ND
	3/15/2018	ND	ND	ND	ND	283	ND	ND	ND	ND	ND	84.7	1,080	ND
	4/12/2018	ND	ND	ND	ND	257	ND	ND	ND	ND	ND	73.4	1,030	ND
	5/17/2018	ND	ND	ND	ND	204	ND	ND	ND	ND	ND	74.5	1,050	ND
	6/14/2018	ND	ND	ND	ND	272	ND	ND	ND	ND	ND	99.9	1,130	ND
	7/19/2018	1.5	ND	ND	ND	195	1.7	ND	ND	ND	ND	97.5	921	ND
	8/17/2018	ND	ND	ND	ND	202	ND	ND	ND	ND	ND	62.5	1,180	ND
	9/13/2018	ND	ND	ND	ND	228	ND	ND	ND	ND	ND	88.3	894	ND
	10/10/2018	ND	ND	ND	ND	269	ND	ND	ND	ND	ND	97.8	1,110	ND
	11/15/2018	ND	ND	ND	ND	274	ND	ND	ND	ND	ND	96.7	936	ND
	12/13/2018	ND	ND	ND	ND	206	ND	ND	ND	ND	ND	84.1	885	ND
	1/17/2019	ND	ND	ND	ND	216	ND	ND	ND	ND	ND	85.5	889	ND
	2/14/2019	ND	ND	ND	ND	206	ND	ND	ND	ND	ND	59.3	1,010	ND
	3/14/2019	ND	ND	ND	ND	185	ND	ND	ND	ND	ND	35.0	871	ND
	4/11/2019	ND	ND	ND	ND	212	ND	ND	ND	ND	ND	45.6	1,220	ND
	5/16/2019	ND	ND	ND	ND	243	ND	ND	ND	ND	ND	61.2	1,300	ND
	6/13/2019	ND	ND	ND	ND	209	ND	ND	ND	ND	ND	45.9	1,130	ND
	7/11/2019	ND	ND	ND	ND	224	ND	ND	ND	ND	ND	63.7	1,380	ND
	8/15/2019	ND	ND	ND	ND	178	ND	ND	ND	ND	ND	50.6	1,100	ND
	9/12/2019	ND	ND	ND	ND	227	ND	ND	ND	ND	ND	76.4	1,140	ND
	10/10/2019	ND	ND	ND	ND	173	ND	ND	ND	ND	ND	42.6	871	ND
	11/13/2019	ND	ND	ND	ND	343	ND	ND	ND	ND	ND	84.6	1,360	ND
	12/12/2019	ND	ND	ND	ND	322	ND	ND	ND	ND	ND	75.3	952	ND
	1/16/2020	ND	ND	ND	ND	201	ND	ND	ND	ND	ND	47.4	943	ND
	2/13/2020	ND	ND	ND	ND	214	ND	ND	ND	ND	ND	50.3	896	ND
	3/12/2020	ND	ND	ND	ND	140	ND	ND	ND	ND	ND	41.4	726	ND
	4/16/2020	ND	ND	ND	ND	198	ND	ND	ND	ND	ND	32.6	938	ND
	5/15/2020	ND	ND	ND	ND	203	2.3 J	ND	ND	ND	ND	34.5	956	ND
	6/10/2020	ND	ND	ND	ND	191	ND	ND	ND	ND	ND	38.9	1,020	ND
	7/16/2020	ND	ND	ND	ND	175	ND	ND	ND	ND	ND	32.3	954	ND
	8/13/2020	ND	ND	ND	ND	163	ND	ND	ND	ND	ND	29.5	994	ND
	9/17/2020	ND	ND	ND	ND	151	ND	ND	ND	ND	ND	37.2	1,140	ND
	10/15/2020	ND	ND	ND	ND	154	ND	ND	ND	ND	ND	36.9	1,060	ND
11/12/2020	ND	ND	ND	ND	184	ND	ND	ND	ND	ND	52.9	848	ND	
12/16/2020	ND	ND	ND	ND	220	ND	ND	ND	ND	ND	78.3	858	ND	
1/14/2021	ND	ND	ND	ND	181	ND	ND	ND	ND	ND	68.3	833	ND	
2/11/2021	ND	ND	ND	ND	189	ND	ND	ND	ND	ND	72.6	751	ND	
3/11/2021	ND	ND	ND	ND	184	ND	ND	ND	3.6 J	ND	53.1	863	ND	
4/15/2021	ND	ND	ND	ND	215	ND	ND	ND	ND	ND	68.5	907	ND	
5/13/2021	ND	ND	ND	ND	218	ND	ND	ND	ND	ND	58.8	1,100	ND	
6/14/2021	ND	ND	ND	ND	234	ND	ND	ND	ND	ND	56.4	976	ND	
7/20/2021	ND	ND	ND	ND	158	ND	ND	ND	ND	ND	19.4 J	1,020	ND	
8/19/2021	ND	ND	ND	ND	113	ND	ND	ND	ND	ND	40.5	624	ND	
9/16/2021	ND	ND	ND	ND	201	ND	ND	ND	ND	ND	80.6	836	ND	
10/14/2021	1.2 J	ND	ND	ND	176 ^b J	1.3 J	ND	ND	1.0 J	ND	64.9	650 ^b	ND	
11/20/2021	ND	ND	ND	ND	214	ND	ND	ND	ND	ND	62.6	855	ND	
12/16/2021	ND	ND	ND	ND	214	ND	ND	ND	ND	ND	67.8	826 ^c	ND	
12/28/2021	Ceased Groundwater Recovery for Treatment System Assessment and Repairs													
2/8/2021	Ceased Groundwater Recovery for Treatment System Assessment and Repairs													
3/17/2022	ND	ND	ND	ND	122	ND	ND	ND	ND	ND	38.9	536 ^a	ND	
4/14/2022	ND	ND	ND	ND	131	ND	ND	ND	ND	ND	53.4	569	ND	
5/12/2022	ND	ND	ND	ND	127	ND	ND	ND	ND	ND	53.5	517	ND	
6/21/2022	ND	ND	ND	ND	151	ND	ND	ND	ND	ND	54.8	512	ND	

Appendix A Table 2
Groundwater Treatment Analytical Data
FPE Groundwater Treatment System
Edgefield, South Carolina



Location	Date	Volatile Organic Compounds												
		1,1-DCE (µg/L)	1,1-DCA (µg/L)	1,1,1-TCA (µg/L)	1,1,2-TCA (µg/L)	cis-1,2-DCE (µg/L)	trans-1,2-DCE (µg/L)	MEK (µg/L)	Acetone (µg/L)	Chloroform (µg/L)	Methylene Chloride (µg/L)	PCE (µg/L)	TCE (µg/L)	VC (µg/L)
EW-4	9/23/2009	ND	ND	ND	ND	2,280	ND	ND	ND	ND	ND	ND	5,130	ND
	12/15/2009	11 J	ND	ND	ND	2,320	12.1 J	ND	ND	ND	ND	7.4 J	5,380	ND
	1/21/2010	ND	ND	ND	ND	2,180	14.5 J	ND	ND	ND	ND	ND	4,420	ND
	2/18/2010	ND	ND	ND	ND	2,190	10.5 J	ND	ND	ND	ND	ND	3,650	ND
	3/30/2010	6.4 J	ND	ND	ND	2,000	15.5	ND	ND	ND	ND	6.3 J	4,430	ND
	4/26/2010	7.9 J	ND	ND	ND	1,900	11.7	ND	ND	ND	ND	7.1 J	4,560	ND
	5/27/2010	5.6 J	ND	ND	ND	2,000	15.3	ND	ND	ND	ND	7.2 J	5,200	ND
	6/22/2010	ND	ND	ND	ND	1,710	20.7 J	ND	ND	ND	ND	ND	3,860	ND
	7/23/10 ¹	ND	ND	ND	ND	1,760	154	ND	ND	ND	ND	ND	4,510	ND
	8/25/10 ²	5.4 J	ND	ND	ND	1,780	56.3	ND	ND	ND	ND	7.2 J	4,740	ND
	9/22/2010	6.9 J	ND	ND	ND	1,970	37.5	ND	ND	ND	ND	7.2 J	4,730	ND
	10/20/2010	6.3	ND	ND	ND	1,730	22.0	ND	ND	ND	ND	6.7	4,330	ND
	11/2/2010	6.0	ND	ND	ND	1,870	20.8	ND	ND	ND	ND	7.1	4,950	ND
	12/7/2010	8.2 J	ND	ND	ND	1,830	16.2	ND	ND	ND	ND	6.9 J	4,570	ND
	1/6/2011	ND	ND	ND	ND	1,440	7 J	ND	ND	ND	ND	ND	3,560	ND
	2/10/2011	ND	ND	ND	ND	1,330	33.1	ND	ND	ND	ND	ND	3,410	ND
	3/16/2011	5.5	ND	ND	ND	1,510	6.0	ND	ND	ND	ND	5.6	4,220	ND
	4/12/2011	8.0 J	ND	ND	ND	1,390	7.7 J	ND	ND	ND	ND	7.8 J	4,580	ND
	5/19/2011	ND	ND	ND	ND	1,490	198	ND	ND	ND	ND	6.0	3,750	ND
	6/16/2011	5.0 J	ND	ND	ND	1,430	30.3	ND	ND	ND	ND	5.9 J	3,720	ND
	7/14/2011	5.6	ND	ND	ND	1,150	6.4	ND	ND	ND	ND	5.8	3,030	ND
	8/11/2011	ND	ND	ND	ND	1,380	64.4	ND	ND	ND	ND	7.5 J	3,640	ND
	9/8/2011	6.5	ND	ND	ND	1,230	24.4	ND	ND	ND	ND	7.3	2,850	ND
	10/13/2011	6.2 J	ND	ND	ND	1,250	21.8	ND	ND	ND	ND	7.3 J	3,430	ND
	11/10/2011	2	0.49 J	ND	ND	1,230	105	ND	ND	1 J	ND	6.5	3,140	0.69 J
	12/8/2011	7 J	ND	ND	ND	1,290	12.1	ND	ND	ND	ND	7.5 J	3,230	ND
	1/12/2012	4.1 J	ND	ND	ND	1,270	49.7	ND	ND	ND	ND	5.6	3,320	ND
	2/9/2012	6.1 J	ND	ND	ND	1,070	12.5	ND	ND	ND	ND	7.4 J	2,790 ^a	ND
	3/15/2012	5.3 J	ND	ND	ND	1,210	17.1	ND	ND	ND	ND	8.0 J	3,100 ^a	ND
	4/12/2012	5.2 J	ND	ND	ND	1,080	7.8 J	ND	ND	ND	ND	7.4 J	2,830 ^a	ND
	5/15/2012	6.0 J	ND	ND	ND	1,180	8.7 J	ND	ND	ND	ND	7.4 J	3,220 ^a	ND
	6/7/2012	ND	ND	ND	ND	1,070	13.5	ND	ND	ND	ND	6.6 J	3,040 ^a	ND
	7/17/2012	7.0 J	ND	ND	ND	1,140	18.5	ND	ND	ND	ND	8.0 J	3,380 ^a	ND
	8/16/2012	5.6 J	ND	ND	ND	1,200	5 J	ND	ND	ND	ND	5.9 J	3,430 ^a	ND
	9/13/2012	ND	ND	ND	ND	706	9.2 J	ND	ND	ND	ND	6.7 J	2,240	ND
	10/11/2012	5.2 J	ND	ND	ND	1,060	27.1	ND	ND	ND	ND	7.7 J	3,440 ^a	ND
	11/8/2012	8.2 J	ND	ND	ND	1,000	8.8 J	ND	ND	ND	ND	7.4 J	3,220	ND
	12/6/2012	5.1 J	ND	ND	ND	1,120	8.2 J	ND	ND	ND	ND	8.1 J	3,050	ND
	1/10/2013	6.5 J	ND	ND	ND	850	5.9 J	ND	ND	ND	ND	9.4 J	2,920	ND
	2/21/2013	3.5 J	ND	ND	ND	904	57.8	ND	ND	ND	ND	7.2 J	3,500 ^a	ND
	3/14/2013	5.8	ND	ND	ND	569	3.0 J	ND	ND	1.3 J	ND	7.4	1,770 ^a	ND
	4/4/2013	14.1	ND	ND	ND	765	10	ND	ND	ND	ND	5.0	3,220 ^a	ND
	5/9/2013	ND	ND	ND	ND	846	ND	ND	ND	ND	ND	ND	3,810	ND
6/13/2013	ND	ND	ND	ND	842	ND	ND	ND	ND	ND	ND	3,520	ND	
7/11/2013	7.0	ND	ND	ND	941	4.9 J	ND	ND	1.3 J	ND	8.8	2,780 ^a	ND	
8/8/2013	ND	ND	ND	ND	1,000	ND	ND	ND	ND	ND	ND	4,110	ND	
9/12/2013	5.3 J	ND	ND	ND	881	4.6 J	ND	ND	ND	ND	5.9 J	3,260	ND	
10/10/2013	ND	ND	ND	ND	931	23.3	ND	ND	ND	ND	7.0 J	4,600 ^a	ND	
11/14/2013	5.6	ND	ND	ND	861	9.9	ND	ND	ND	ND	9.1	3,220 ^a	ND	
12/12/2013	7.3 J	ND	ND	ND	782	5.4 J	ND	ND	ND	ND	9.6 J	4,220 ^a	ND	
1/16/2014	ND	ND	ND	ND	989	ND	ND	ND	ND	ND	ND	3,330	ND	
2/17/2014	ND	ND	ND	ND	1,260	ND	ND	ND	ND	ND	ND	4,090	ND	
3/6/2014	ND	ND	ND	ND	865	ND	ND	ND	ND	ND	ND	3,830 ^a	ND	
4/3/2014	ND	ND	ND	ND	1,120	ND	ND	ND	ND	ND	ND	3,400	ND	
5/8/2014	5.7	ND	ND	ND	1,190	6.5	ND	ND	ND	ND	6.3	3,540 ^a	ND	
6/12/2014	ND	ND	ND	ND	313	ND	ND	ND	ND	ND	52.0	4,090 ^a	ND	
7/10/2014	ND	ND	ND	ND	829	24.2	ND	ND	ND	ND	ND	3,790 ^a	ND	
8/14/2014	ND	ND	ND	ND	1,280	ND	ND	ND	ND	ND	ND	3,620	ND	
9/11/2014	ND	ND	ND	ND	1,120	ND	ND	ND	ND	ND	ND	3,190	ND	
10/9/2014	ND	ND	ND	ND	1,460	39.4	ND	ND	ND	ND	ND	3,350 ^a	ND	
11/13/2014	ND	ND	ND	ND	1,490	ND	ND	ND	ND	ND	ND	3,450	ND	

Appendix A Table 2
Groundwater Treatment Analytical Data
FPE Groundwater Treatment System
Edgefield, South Carolina



Location	Date	Volatile Organic Compounds												
		1,1-DCE (µg/L)	1,1-DCA (µg/L)	1,1,1-TCA (µg/L)	1,1,2-TCA (µg/L)	cis-1,2-DCE (µg/L)	trans-1,2-DCE (µg/L)	MEK (µg/L)	Acetone (µg/L)	Chloroform (µg/L)	Methylene Chloride (µg/L)	PCE (µg/L)	TCE (µg/L)	VC (µg/L)
EW-4 (continued)	12/11/2014	ND	ND	ND	ND	1,170	ND	ND	ND	ND	ND	ND	2,950	ND
	1/15/2015	ND	ND	ND	ND	928	ND	ND	ND	ND	ND	ND	2,650	ND
	2/12/2015	5.1	ND	ND	ND	1,070 ^a	32.1	ND	ND	ND	ND	6.3	2,530 ^a	ND
	3/19/2015	ND	ND	ND	ND	1,020	ND	ND	ND	ND	ND	ND	2,430	ND
	4/16/2015	ND	ND	ND	ND	953	ND	ND	ND	ND	ND	ND	2,180	ND
	5/14/2015	ND	ND	ND	ND	955	ND	ND	ND	ND	ND	ND	2,430	ND
	6/11/2015	ND	ND	ND	ND	831	ND	ND	ND	ND	ND	ND	1,990	ND
	7/1/2015	ND	ND	ND	ND	1,060	ND	ND	ND	ND	ND	ND	2,620 ^b	ND
	8/13/2015	ND	ND	ND	ND	872	ND	ND	ND	ND	ND	ND	2,740	ND
	9/17/2015	ND	ND	ND	ND	843	ND	ND	ND	ND	ND	ND	2,110	ND
	10/15/2015	ND	ND	ND	ND	861	ND	ND	ND	ND	ND	ND	2,150 ^b	ND
	11/12/2015	6.1	ND	ND	ND	897 ^b	5.4	ND	ND	1.4	ND	7.0	2,350 ^b	ND
	12/3/2015	ND	ND	ND	ND	827	ND	ND	ND	ND	ND	ND	2,210 ^b	ND
	1/14/2016	ND	ND	ND	ND	881	ND	ND	ND ^b	ND	ND	ND	2,250	ND
	2/11/2016	ND	ND	ND	ND	826	ND	ND	ND ^b	ND	ND	ND	1,960	ND
	3/17/2016	ND	ND	ND	ND	803	ND	ND	ND	ND	ND	ND	1,950	ND
	4/14/2016	ND	ND	ND	ND	881	ND	ND	ND	ND	ND	ND	2,120	ND
	5/12/2016	ND	ND	ND	ND	1,050	ND	ND	ND	ND	ND	ND	2,740 ^b	ND
	6/23/2016	ND	ND	ND	ND	782	ND	ND	ND	ND	ND	ND	1,840	ND
	7/14/2016	ND	ND	ND	ND	1,000	ND	ND	ND	ND	ND	ND	2,900 ^b	ND
	8/11/2016	ND	ND	ND	ND	964	ND	ND	ND	ND	ND	ND	2,750	ND
	9/9/2016	ND	ND	ND	ND	877	ND	ND	ND	ND	ND	ND	2,290	ND
	10/13/2016	ND	ND	ND	ND	858	ND	ND	ND	ND	ND	ND	2,080	ND
	11/17/2016	ND	ND	ND	ND	816	ND	ND	ND	ND	ND	ND	2,100	ND
	12/7/2016	ND	ND	ND	ND	958	ND	ND	ND	ND	ND	ND	2,160	ND
	1/12/2017	ND	ND	ND	ND	828	ND	ND	ND	ND	ND	ND	2,130	ND
	2/16/2017	ND	ND	ND	ND	822	ND	ND	ND	ND	ND	ND	1,830	ND
	3/12/2017	ND	ND	ND	ND	822	ND	ND	ND	ND	ND	ND	2,280	ND
	4/13/2017	ND	ND	ND	ND	730	ND	ND	ND	ND	ND	ND	1,940	ND
	5/11/2017	ND	ND	ND	ND	636	ND	ND	ND	ND	ND	ND	1,580	ND
	6/15/2017	ND	ND	ND	ND	706	ND	ND	ND	ND	ND	ND	1,750	ND
	7/25/2017	ND	ND	ND	ND	574	ND	ND	ND	ND	ND	ND	1,640	ND
	8/16/2017	ND	ND	ND	ND	536	ND	ND	ND	ND	ND	ND	1,470	ND
	9/19/2017	ND	ND	ND	ND	564	ND	ND	ND	ND	ND	ND	1,420	ND
	10/12/2017	ND	ND	ND	ND	598	ND	ND	ND	ND	ND	ND	1,600	ND
	11/16/2017	ND	ND	ND	ND	473	ND	ND	ND	ND	ND	ND	1,270	ND
	12/14/2017	ND	ND	ND	ND	545	ND	ND	ND	ND	ND	ND	1,530	ND
	1/11/2018	ND	ND	ND	ND	537	ND	ND	ND	ND	ND	ND	1,430	ND
	2/15/2018	ND	ND	ND	ND	423	ND	ND	ND	ND	ND	ND	1,260	ND
	3/15/2018	ND	ND	ND	ND	349	ND	ND	ND	ND	ND	ND	1,090	ND
4/12/2018	ND	ND	ND	ND	485	ND	ND	ND	ND	ND	ND	1,500	ND	
5/17/2018	ND	ND	ND	ND	351	ND	ND	ND	ND	ND	ND	1,260	ND	
6/14/2018	ND	ND	ND	ND	455	ND	ND	ND	ND	ND	ND	1,580	ND	
7/19/2018	5.6	ND	ND	ND	387	3.3	ND	ND	1.6	ND	ND	1,400	ND	
8/17/2018	ND	ND	ND	ND	536	ND	ND	ND	ND	ND	ND	1,470	ND	
9/13/2018	ND	ND	ND	ND	441	ND	ND	ND	ND	ND	ND	1,440	ND	
10/10/2018	ND	ND	ND	ND	465	ND	ND	ND	ND	ND	ND	1,710	ND	
11/15/2018	ND	ND	ND	ND	368	ND	ND	ND	ND	ND	ND	1,350	ND	
12/13/2018	ND	ND	ND	ND	448	ND	ND	ND	ND	ND	ND	1,430	ND	
1/17/2019	ND	ND	ND	ND	499	ND	ND	ND	ND	ND	ND	1,430	ND	
2/17/2019	ND	ND	ND	ND	552	ND	ND	ND	ND	ND	ND	1,680	ND	
3/14/2019	ND	ND	ND	ND	533	ND	ND	ND	ND	ND	ND	1,600	ND	
4/11/2019	ND	ND	ND	ND	604	ND	ND	ND	ND	ND	ND	1,940	ND	
5/16/2019	ND	ND	ND	ND	571	ND	ND	ND	ND	ND	ND	1,910	ND	
6/13/2019	ND	ND	ND	ND	538	ND	ND	ND	ND	ND	ND	1,850	ND	
7/11/2019	ND	ND	ND	ND	528	ND	ND	ND	ND	ND	ND	1,840	ND	
8/15/2019	ND	ND	ND	ND	380	ND	ND	ND	ND	ND	ND	1,600	ND	
9/12/2019	ND	ND	ND	ND	451	ND	ND	ND	ND	ND	ND	1,770	ND	
10/10/2019	ND	ND	ND	ND	362	ND	ND	ND	ND	ND	ND	1,380	ND	
11/13/2019	ND	ND	ND	ND	598	ND	ND	ND	ND	ND	ND	1,490	ND	
12/12/2019	ND	ND	ND	ND	393	ND	ND	ND	ND	ND	ND	1,200	ND	

Appendix A Table 2
Groundwater Treatment Analytical Data
FPE Groundwater Treatment System
Edgefield, South Carolina



Location	Date	Volatile Organic Compounds												
		1,1-DCE (µg/L)	1,1-DCA (µg/L)	1,1,1-TCA (µg/L)	1,1,2-TCA (µg/L)	cis-1,2-DCE (µg/L)	trans-1,2-DCE (µg/L)	MEK (µg/L)	Acetone (µg/L)	Chloroform (µg/L)	Methylene Chloride (µg/L)	PCE (µg/L)	TCE (µg/L)	VC (µg/L)
EW-4 (continued)	1/16/2020	ND	ND	ND	ND	407	ND	ND	ND	ND	ND	ND	1,310	ND
	2/13/2020	ND	ND	ND	ND	458	ND	ND	ND	ND	ND	ND	1,470	ND
	3/12/2020	ND	ND	ND	ND	445	ND	ND	ND	ND	ND	4.7 J	1,370	ND
	4/16/2020	ND	ND	ND	ND	551	ND	ND	ND	ND	ND	ND	1,610	ND
	5/15/2020	ND	ND	ND	ND	456	ND	ND	ND	ND	ND	ND	1,300	ND
	6/10/2020	ND	ND	ND	ND	437	ND	ND	ND	ND	ND	ND	1,430	ND
	7/16/2020	ND	ND	ND	ND	501	ND	ND	ND	ND	ND	ND	1,690	ND
	8/13/2020	ND	ND	ND	ND	469	ND	ND	ND	ND	ND	ND	1,530	ND
	9/17/2020	ND	ND	ND	ND	352	ND	ND	ND	ND	ND	ND	1,340	ND
	10/15/2020	ND	ND	ND	ND	391	ND	ND	ND	ND	ND	ND	1,400	ND
	11/12/2020	ND	ND	ND	ND	553	ND	ND	ND	ND	ND	ND	1,590	ND
	12/16/2020	ND	ND	ND	ND	460	ND	ND	ND	ND	ND	ND	1,370	ND
	1/14/2021	ND	ND	ND	ND	457	ND	ND	ND	ND	ND	ND	1,300	ND
	2/11/2021	ND	ND	ND	ND	517	ND	ND	ND	ND	ND	5.7 J	1,080	ND
	3/11/2021	ND	ND	ND	ND	476	ND	ND	ND	ND	ND	6.0 J	1,260	ND
	4/15/2021	ND	ND	ND	ND	509	ND	ND	ND	ND	ND	ND	1,350	ND
	5/13/2021	ND	ND	ND	ND	503	ND	ND	ND	ND	ND	4.7 J	1,510	ND
	6/14/2021	3.2	ND	ND	ND	468	2.8	ND	ND	1.4 J	ND	4.5	1,300	ND
	7/20/2021	ND	ND	ND	ND	303	ND	ND	ND	ND	ND	6.6 J	1,120	ND
	8/19/2021	ND	ND	ND	ND	441	ND	ND	ND	ND	ND	12.1 J	1,430	ND
	9/16/2021	ND	ND	ND	ND	432	ND	ND	ND	ND	50.0 J	ND	1,540	ND
	10/14/2021	ND	ND	ND	ND	411	ND	ND	ND	ND	ND	ND	1,290	ND
	11/20/2021	ND	ND	ND	ND	418	ND	ND	ND	ND	ND	ND	1,220	ND
	12/16/2021	ND	ND	ND	ND	489	ND	ND	ND	ND	ND	ND	1,600	ND
	12/28/2021	Ceased Groundwater Recovery for Treatment System Assessment and Repairs												
	2/8/2021	Ceased Groundwater Recovery for Treatment System Assessment and Repairs												
3/17/2022	ND	ND	ND	ND	440	ND	ND	ND	ND	ND	ND	1,440	ND	
4/14/2022	ND	ND	ND	ND	413	ND	ND	ND	ND	ND	ND	1,440	ND	
5/12/2022	ND	ND	ND	ND	450	ND	ND	ND	ND	79.6 J	ND	1,550	ND	
6/21/2022	ND	ND	ND	ND	343	ND	ND	ND	ND	ND	ND	1,020	ND	
EW-5	3/12/2020	ND	ND	ND	ND	796	ND	ND	ND	ND	ND	13,800	ND	
	4/16/2020	37.5	2.6	ND	10.6	763	1.2	22.3	ND	1.1	ND	47.7	11,100	1.5
	5/14/2020	ND	ND	ND	ND	580	ND	ND	ND	ND	45.7 J	10,000	ND	
	6/10/2020	32.7 J	ND	ND	ND	612	ND	ND	ND	ND	47.5 J	10,700	ND	
	7/16/2020	ND	ND	ND	ND	559	ND	ND	ND	ND	44.8 J	8,900	ND	
	8/13/2020	ND	ND	ND	ND	534	ND	ND	ND	ND	52.8 J	7,200	ND	
	9/17/2020	ND	ND	ND	ND	444	ND	ND	ND	ND	47.8 J	7,060	ND	
	10/15/2020	ND	ND	ND	ND	490	ND	ND	ND	ND	36.8 J	7,360	ND	
	11/12/2020	ND	ND	ND	ND	576	ND	ND	ND	ND	54.1 J	6,640	ND	
	12/16/2020	ND	ND	ND	ND	545	ND	ND	ND	ND	ND	6,930	ND	
	1/14/2021	ND	ND	ND	ND	589	ND	ND	ND	ND	67.3 J	6,330	ND	
	2/11/2021	ND	ND	ND	ND	688	ND	ND	ND	ND	61.2 J	5,680	ND	
	3/11/2021	ND	ND	ND	ND	717	ND	ND	ND	ND	60.9 J	6,760	ND	
	4/15/2021	ND	ND	ND	ND	761	ND	ND	ND	ND	49.5 J	6,320	ND	
	5/13/2021	ND	ND	ND	ND	709	ND	ND	ND	ND	48.8 J	6,870	ND	
	6/14/2021	ND	ND	ND	ND	707	16.6 J	ND	ND	ND	56.9	5,520	ND	
	7/20/2021	ND	ND	ND	ND	648	ND	ND	ND	ND	52.3	5,130 ^b	ND	
	8/19/2021	32.0 ^b J	ND	ND	ND	873	ND	ND	ND	ND	59.5 J	5,900	ND	
	9/16/2021	ND	ND	ND	ND	ND	ND	ND	ND	ND	249 J	35.2 J	4,290	ND
	10/14/2021	28.0 J	ND	ND	ND	541	ND	ND	ND	ND	ND	3,620	ND	
	11/20/2021	ND	ND	ND	ND	685	34.9 J	ND	ND	ND	47.1 J	4,630	ND	
	12/16/2021	44.5 J	ND	ND	ND	747	ND	ND	ND	ND	52.1 ^c J	4,050 ^c	ND	
	12/28/2021	Ceased Groundwater Recovery for Treatment System Assessment and Repairs												
	2/8/2021	Ceased Groundwater Recovery for Treatment System Assessment and Repairs												
	3/17/2022	44.8 J	ND	ND	ND	907	ND	ND	ND	ND	ND	64.8 J	5,140	ND
	4/14/2022	25.1 J	ND	ND	ND	569	ND	ND	ND	ND	ND	41.1 J	3,400	ND
5/12/2022	ND	ND	ND	ND	657	ND	ND	ND	ND	164 J	42 J	3,680	ND	
6/21/2022	18.5 J	ND	ND	ND	480	ND	ND	ND	ND	ND	32.3	2,500	ND	

Appendix A Table 2
Groundwater Treatment Analytical Data
FPE Groundwater Treatment System
Edgefield, South Carolina



Location	Date	Volatile Organic Compounds												
		1,1-DCE (µg/L)	1,1-DCA (µg/L)	1,1,1-TCA (µg/L)	1,1,2-TCA (µg/L)	cis-1,2-DCE (µg/L)	trans-1,2-DCE (µg/L)	MEK (µg/L)	Acetone (µg/L)	Chloroform (µg/L)	Methylene Chloride (µg/L)	PCE (µg/L)	TCE (µg/L)	VC (µg/L)
EW-10	9/18/2009	ND	ND	ND	ND	1,030	ND	ND	ND	ND	ND	ND	7,150	ND
	9/25/2009	ND	ND	ND	ND	831	ND	ND	ND	ND	ND	ND	7,440	ND
	9/30/2009	ND	ND	ND	ND	687	ND	ND	ND	ND	ND	ND	6,180	ND
	10/7/2009	ND	ND	ND	ND	774	ND	ND	ND	ND	ND	ND	5,380	ND
	11/5/2009	ND	ND	ND	ND	915	ND	ND	ND	ND	ND	ND	5,710	ND
	12/3/2009	5.6 J	ND	ND	ND	869	2.8 J	ND	ND	ND	ND	5.1 J	4,650	ND
	12/29/2009	4.6 J	ND	ND	ND	860	ND	ND	ND	ND	ND	4.4 J	6,120	ND
	1/21/2010	ND	ND	ND	ND	1,130	ND	ND	ND	ND	ND	ND	4,210	ND
	2/18/2010	ND	ND	ND	ND	1,080	ND	ND	ND	ND	ND	ND	5,330	ND
	3/30/2010	ND	ND	ND	ND	1,080	5.4 J	ND	ND	ND	ND	5.2 J	6,360	ND
	4/26/2010	ND	ND	ND	ND	1,180	ND	ND	ND	ND	ND	5.5 J	6,660	ND
	5/27/2010	ND	ND	ND	ND	1,290	ND	ND	ND	ND	ND	ND	6,760	ND
	6/22/2010	ND	ND	ND	ND	1,090	9.8 J	ND	ND	ND	ND	ND	6,250	ND
	7/23/2010	ND	ND	ND	ND	1,260	20.1 J	ND	ND	ND	ND	ND	6,370	ND
	8/25/2010	ND	ND	ND	ND	1,360	11.9	ND	ND	ND	ND	5.4 J	7,330	ND
	9/22/2010	ND	ND	ND	ND	1,670	ND	ND	ND	ND	ND	ND	7,820	ND
	10/20/2010	5.9 J	ND	ND	ND	1,550	9.1 J	ND	ND	ND	ND	5.8 J	7,600	ND
	11/2/2010	6.5 J	ND	ND	ND	1,990	5.6 J	ND	ND	ND	ND	6.5 J	9,800	ND
	12/7/2010	8.8 J	ND	ND	ND	2,260	7.8 J	ND	ND	ND	ND	6.6 J	9,350	ND
	1/6/2011	ND	ND	ND	ND	2,180	ND	ND	ND	ND	ND	ND	9,070	ND
	2/10/2011	ND	ND	ND	ND	2,510	7.2 J	ND	ND	ND	ND	ND	9,780	ND
	3/16/2011	ND	ND	ND	ND	2,590	7.7 J	ND	ND	ND	ND	ND	10,600	ND
	4/12/2011	9.2J	ND	ND	ND	2,880	8.9 J	ND	ND	ND	ND	6.1 J	11,200	ND
	5/19/2011	10	ND	ND	ND	3,040	29.1	ND	ND	ND	ND	5.8 J	11,100	ND
	6/16/2011	7.1 J	ND	ND	ND	3,040	ND	ND	ND	ND	8.6 J	ND	11,400	ND
	7/14/2011	8.8 J	ND	ND	ND	3,070	29	ND	ND	ND	ND	ND	10,200	ND
	8/11/2011	12.7	ND	ND	0.91 J	3,370	ND	ND	ND	ND	ND	8.0	12,200	4.3
	9/8/2011	10.7	ND	ND	ND	2,930	11.7	ND	ND	ND	ND	6.7 J	9,460	ND
	10/13/2011	ND	ND	ND	ND	3,610	ND	ND	ND	ND	ND	ND	13,200	ND
	11/10/2011	13.8	ND	ND	ND	4,000	17.1	ND	ND	ND	ND	5.6 J	14,400	4.8 J
	12/8/2011	16.5 J	ND	ND	ND	4,230	17.7 J	ND	ND	ND	ND	ND	15,400	ND
	1/12/2012	ND	ND	ND	ND	4,290	ND	ND	ND	ND	ND	ND	15,100	ND
	2/9/2012	ND	ND	ND	ND	3,520	ND	ND	ND	ND	ND	ND	12,400	ND
	3/15/2012	ND	ND	ND	ND	4,640	ND	ND	ND	ND	ND	ND	14,800 ^a	ND
	4/12/2012	12.6J	ND	ND	ND	4,720 ^a	13.6 J	ND	ND	ND	ND	ND	15,900 ^a	ND
	5/15/2012	ND	ND	ND	ND	4,650	ND	ND	ND	ND	ND	ND	18,000 ^a	ND
	6/7/2012	ND	ND	ND	ND	4,070 ^a	12.7	ND	ND	ND	ND	5.3 J	15,100 ^a	3.3 J
	7/17/2012	ND	ND	ND	ND	4,480	ND	ND	ND	ND	ND	ND	16,600	ND
	8/16/2012	13.9 J	ND	ND	ND	4,920 ^a	10.8 J	ND	ND	ND	ND	ND	15,500 ^a	ND
	9/13/2012	ND	ND	ND	ND	4,380 ^a	ND	ND	ND	ND	ND	ND	17,200	ND
	10/11/2012	ND	ND	ND	ND	4,680	ND	ND	ND	ND	ND	ND	18,000 ^a	ND
	11/8/2012	ND	ND	ND	ND	4,380	29.4 J	ND	ND	ND	ND	ND	15,900	ND
	12/6/2012	ND	ND	ND	ND	4,680	ND	ND	ND	ND	ND	ND	16,100	ND
	1/10/2013	ND	ND	ND	ND	4,270	ND	ND	ND	ND	ND	ND	16,700	ND
	2/21/2013	14.7 J	ND	ND	ND	4,560	18.7 J	ND	ND	ND	ND	ND	18,200 ^a	ND
3/14/2013	ND	ND	ND	ND	4,940	ND	ND	ND	ND	ND	ND	17,500	ND	
4/4/2013	ND	ND	ND	ND	4,740	ND	ND	ND	ND	ND	ND	18,800 ^a	ND	
5/9/2013	ND	ND	ND	ND	4,580	ND	ND	ND	ND	ND	ND	18,000	ND	
6/13/2013	ND	ND	ND	ND	4,010	ND	ND	ND	ND	ND	ND	15,500	ND	
7/11/2013	ND	ND	ND	ND	4,150	ND	ND	ND	ND	ND	ND	14,600	ND	
8/8/2013	ND	ND	ND	ND	4,310	ND	ND	ND	ND	ND	ND	16,100	ND	
9/12/2013	ND	ND	ND	ND	4,030	ND	ND	ND	ND	ND	ND	13,700	ND	
10/10/2013	ND	ND	ND	ND	3,960	ND	ND	ND	ND	ND	ND	15,300	ND	
11/14/2013	ND	ND	ND	ND	3,770	9.7 J	ND	ND	ND	ND	ND	16,500 ^a	ND	
12/12/2013	10.5	ND	ND	ND	2,980	11.2 J	ND	ND	ND	ND	ND	10,400 ^a	ND	
1/16/2014	ND	ND	ND	ND	3,450	ND	ND	ND	ND	ND	ND	11,800	ND	
2/17/2014	ND	ND	ND	ND	3,780	ND	ND	ND	ND	ND	ND	13,600 ^a	ND	
3/6/2014	ND	ND	ND	ND	2,580	ND	ND	ND	ND	ND	ND	13,500 ^a	ND	
4/3/2014	ND	ND	ND	ND	2,940	ND	ND	ND	ND	ND	ND	10,500	ND	
5/8/2014	ND	ND	ND	ND	3,050	ND	ND	ND	ND	ND	ND	11,800 ^a	ND	
6/12/2014	ND	ND	ND	ND	3,020	ND	ND	ND	ND	ND	ND	11,100 ^a	ND	

Appendix A Table 2
Groundwater Treatment Analytical Data
FPE Groundwater Treatment System
Edgefield, South Carolina



Location	Date	Volatile Organic Compounds												
		1,1-DCE (µg/L)	1,1-DCA (µg/L)	1,1,1-TCA (µg/L)	1,1,2-TCA (µg/L)	cis-1,2-DCE (µg/L)	trans-1,2-DCE (µg/L)	MEK (µg/L)	Acetone (µg/L)	Chloroform (µg/L)	Methylene Chloride (µg/L)	PCE (µg/L)	TCE (µg/L)	VC (µg/L)
EW-10 (continued)	7/10/2014	ND	ND	ND	ND	2,790	ND	ND	ND	ND	ND	ND	13,300 ^a	ND
	8/14/2014	ND	ND	ND	ND	2,720	ND	ND	ND	ND	ND	ND	10,900 ^a	ND
	9/11/2014	ND	ND	ND	ND	2,380	ND	ND	ND	ND	ND	ND	9,470 ^a	ND
	10/9/2014	ND	ND	ND	ND	2,820	ND	ND	ND	ND	ND	ND	11,500 ^a	ND
	11/13/2014	ND	ND	ND	ND	3,390	ND	ND	ND	ND	ND	ND	12,100	ND
	12/11/2014	ND	ND	ND	ND	2,490 ^a	ND	ND	ND	ND	ND	ND	9,630 ^a	ND
	1/15/2015	ND	ND	ND	ND	2,470	ND	ND	ND	ND	ND	ND	8,870 ^a	ND
	2/12/2015	ND	ND	ND	ND	2,440	ND	ND	ND	ND	ND	ND	6,610 ^a	ND
	3/19/2015	ND	ND	ND	ND	2,640	ND	ND	ND	ND	ND	ND	8,820 ^a	ND
	4/16/2015	ND	ND	ND	ND	2,210	ND	ND	ND	ND	ND	ND	7,850	ND
	5/14/2015	ND	ND	ND	ND	1,890	ND	ND	ND	ND	ND	ND	8,140	ND
	6/11/2015	ND	ND	ND	ND	2,010	ND	ND	ND	ND	ND	ND	7,750	ND
	7/1/2015	ND	ND	ND	ND	1,960	ND	ND	ND	ND	ND	ND	8,160 ^b	ND
	8/13/2015	ND	ND	ND	ND	1,780	ND	ND	ND	ND	ND	ND	7,220	ND
	9/17/2015	ND	ND	ND	ND	1,930	ND	ND	ND	ND	ND	ND	8,080	ND
	10/15/2015	ND	ND	ND	ND	1,830	ND	ND	ND	ND	ND	ND	8,040	ND
	11/12/2015	5.4	ND	ND	ND	2,420 ^b	5.2	ND	ND	ND	ND	3.2	10,000 ^b	1.8
	12/3/2015	ND	ND	ND	ND	1,770	ND	ND	ND	ND	ND	ND	7,490 ^b	ND
	1/14/2016	ND	ND	ND	ND	1,660	ND	ND	ND ^b	ND	ND	ND	7,160 ^b	ND
	2/11/2016	ND	ND	ND	ND	1,750	ND	ND	ND ^b	ND	ND	ND	7,520	ND
	3/17/2016	ND	ND	ND	ND	1,600	ND	ND	ND	ND	ND	ND	6,640	ND
	4/14/2016	ND	ND	ND	ND	1,550	ND	ND	ND	ND	ND	ND	5,890 ^b	ND
	5/12/2016	ND	ND	ND	ND	1,580	ND	ND	ND	ND	ND	ND	6,530 ^b	ND
	6/23/2016	ND	ND	ND	ND	1,490	ND	ND	ND	ND	ND	ND	5,920	ND
	7/14/2016	ND	ND	ND	ND	1,540	ND	ND	ND	ND	ND	ND	6,610	ND
	8/11/2016	ND	ND	ND	ND	1,480	ND	ND	ND	ND	ND	ND	6,310 ^b	ND
	9/9/2016	ND	ND	ND	ND	1,360	ND	ND	ND	ND	ND	ND	6,010	ND
	10/13/2016	ND	ND	ND	ND	1,570	ND	ND	ND	ND	ND	ND	7,150	ND
	11/17/2016	ND	ND	ND	ND	1,560	ND	ND	ND	ND	ND	ND	6,210 ^b	ND
	12/7/2016	ND	ND	ND	ND	1,860	ND	ND	ND	ND	ND	ND	7,990	ND
	1/12/2017	ND	ND	ND	ND	1,770	ND	ND	ND	ND	ND	ND	8,310	ND
	2/16/2017	ND	ND	ND	ND	1,550	ND	ND	ND	ND	ND	ND	6,080	ND
	3/12/2017	ND	ND	ND	ND	1,480	ND	ND	ND	ND	ND	ND	7,300	ND
	4/13/2017	ND	ND	ND	ND	1,410	ND	ND	ND	ND	ND	ND	6,840 ^b	ND
	5/11/2017	ND	ND	ND	ND	1,390	ND	ND	ND	ND	ND	ND	6,150 ^b	ND
	6/15/2017	ND	ND	ND	ND	1,350	ND	ND	ND	ND	ND	ND	6,260	ND
	7/25/2017	ND	ND	ND	ND	1,310	ND	ND	ND	ND	ND	ND	5,800	ND
	8/16/2017	ND	ND	ND	ND	1,230	ND	ND	ND	ND	ND	ND	4,810	ND
	9/19/2017	ND	ND	ND	ND	1,280	ND	ND	ND	ND	ND	ND	4,870	ND
	10/12/2017	ND	ND	ND	ND	1,370	ND	ND	ND	ND	ND	ND	5,680	MD
	11/16/2017	ND	ND	ND	ND	1,080	ND	ND	ND	ND	ND	ND	4,800 ^b	MD
	12/14/2017	ND	ND	ND	ND	1,200	ND	ND	ND	ND	ND	ND	5,060	MD
	1/11/2018	ND	ND	ND	ND	1,380	ND	ND	ND	ND	ND	ND	3,250	ND
2/15/2018	ND	ND	ND	ND	920	ND	ND	ND	ND	ND	ND	3,830	ND	
3/15/2018	ND	ND	ND	ND	973	ND	ND	ND	ND	ND	ND	4,340	ND	
4/12/2018	ND	ND	ND	ND	913	ND	ND	ND	ND	ND	ND	4,130	ND	
5/17/2018	ND	ND	ND	ND	873	ND	ND	ND	ND	ND	ND	3,730	ND	
6/14/2018	ND	ND	ND	ND	850	ND	ND	ND	ND	ND	ND	3,660	ND	
7/19/2018	2.4	ND	ND	ND	707	2	ND	ND	ND	ND	ND	3,240	ND	
8/17/2018	ND	ND	ND	ND	1,230	ND	ND	ND	ND	ND	ND	4,810	ND	
9/13/2018	ND	ND	ND	ND	712	ND	ND	ND	ND	ND	ND	2,910	ND	
10/10/2018	ND	ND	ND	ND	702	ND	ND	ND	ND	ND	ND	3,250	ND	
11/15/2018	1.1	ND	ND	ND	425	1.1	ND	ND	ND	ND	ND	1,620	ND	
12/13/2018	ND	ND	ND	ND	574	ND	ND	ND	ND	ND	ND	2,200	ND	
1/17/2019	ND	ND	ND	ND	676	ND	ND	ND	ND	ND	ND	2,440	ND	
2/17/2019	ND	ND	ND	ND	720	ND	ND	ND	ND	ND	ND	2,440	ND	
3/14/2019	ND	ND	ND	ND	765	ND	ND	ND	ND	ND	ND	2,860	ND	
4/11/2019	ND	ND	ND	ND	741	ND	ND	ND	ND	ND	ND	3,050	ND	
5/16/2019	ND	ND	ND	ND	722	ND	ND	ND	ND	ND	ND	2,840	ND	
6/13/2019	ND	ND	ND	ND	605	ND	ND	ND	ND	ND	ND	2,340	ND	
7/11/2019	ND	ND	ND	ND	615	ND	ND	ND	ND	ND	ND	2,580	ND	

Appendix A Table 2
Groundwater Treatment Analytical Data
FPE Groundwater Treatment System
Edgefield, South Carolina



Location	Date	Volatile Organic Compounds												
		1,1-DCE (µg/L)	1,1-DCA (µg/L)	1,1,1-TCA (µg/L)	1,1,2-TCA (µg/L)	cis-1,2-DCE (µg/L)	trans-1,2-DCE (µg/L)	MEK (µg/L)	Acetone (µg/L)	Chloroform (µg/L)	Methylene Chloride (µg/L)	PCE (µg/L)	TCE (µg/L)	VC (µg/L)
EW-10 (Continued)	8/15/2019	ND	ND	ND	ND	557	ND	ND	ND	ND	ND	ND	2,570	ND
	9/12/2019	ND	ND	ND	ND	594	ND	ND	ND	ND	ND	ND	2,330	ND
	10/10/2019	ND	ND	ND	ND	514	ND	ND	ND	ND	ND	ND	2,140	ND
	11/13/2019	ND	ND	ND	ND	591	ND	ND	ND	ND	ND	ND	2,250	ND
	12/12/2019	ND	ND	ND	ND	442	ND	ND	ND	ND	ND	ND	1,760	ND
	1/16/2020	ND	ND	ND	ND	361	ND	ND	ND	ND	ND	ND	1,570	ND
	2/13/2020	ND	ND	ND	ND	363	ND	ND	ND	ND	ND	ND	1,540	ND
	3/12/2020	ND	ND	ND	ND	332	ND	ND	ND	ND	ND	ND	1,480	ND
	4/16/2020	ND	ND	ND	ND	557	ND	ND	ND	ND	ND	ND	2,190	ND
	5/15/2020	ND	ND	ND	ND	501	ND	ND	ND	ND	ND	ND	1,540	ND
	6/10/2020	ND	ND	ND	ND	575	ND	ND	ND	ND	ND	ND	2,320	ND
	7/16/2020	ND	ND	ND	ND	403	ND	ND	ND	ND	ND	ND	1,570	ND
	8/13/2020	ND	ND	ND	ND	422	ND	ND	ND	ND	ND	ND	1,940	ND
	9/17/2020	ND	ND	ND	ND	357	ND	ND	ND	ND	ND	ND	1,660	ND
	10/15/2020	ND	ND	ND	ND	406	ND	ND	ND	ND	ND	ND	1,920	ND
	11/12/2020	ND	ND	ND	ND	390	ND	ND	ND	ND	ND	ND	1,690	ND
	12/16/2020	ND	ND	ND	ND	443	ND	ND	ND	ND	ND	ND	1,600	ND
	1/14/2021	ND	ND	ND	ND	394	ND	ND	ND	ND	ND	ND	1,730	ND
	2/11/2021	ND	ND	ND	ND	497	ND	ND	ND	ND	ND	ND	1,880	ND
	3/11/2021	ND	ND	ND	ND	434	ND	ND	ND	ND	ND	ND	1,840	ND
	4/15/2021	ND	ND	ND	ND	407	ND	ND	ND	ND	ND	ND	1,560	ND
	5/13/2021	ND	ND	ND	ND	444	ND	ND	ND	ND	ND	ND	2,130	ND
	6/14/2021	ND	ND	ND	ND	416	ND	ND	ND	ND	ND	ND	1,950	ND
	7/20/2021	ND	ND	ND	ND	382	ND	ND	ND	ND	ND	ND	1,640	ND
	8/19/2021	ND	ND	ND	ND	470	ND	ND	ND	ND	ND	ND	1,980	ND
	9/16/2021	ND	ND	ND	ND	393	ND	ND	ND	ND	62.7 J	ND	1,940	ND
	10/14/2021	ND	ND	ND	ND	347	ND	ND	ND	ND	ND	ND	1,530	ND
	11/20/2021	ND	ND	ND	ND	383	ND	ND	ND	ND	ND	ND	1,510	ND
	12/16/2021	ND	ND	ND	ND	372	ND	ND	ND	ND	ND	ND	1,730	ND
	12/28/2021	Ceased Groundwater Recovery for Treatment System Assessment and Repairs												
2/8/2021	Ceased Groundwater Recovery for Treatment System Assessment and Repairs													
3/17/2022	ND	ND	ND	ND	469 ^b	ND	ND	ND	ND	ND	ND	1,590 ^c	ND	
4/14/2022	ND	ND	ND	ND	337	ND	ND	ND	ND	ND	ND	1,510	ND	
5/12/2022	ND	ND	ND	ND	370	ND	ND	ND	ND	ND	ND	1,630	ND	
6/21/2022	0.89 J	MD	MD	MD	273 ^e	ND	ND	ND	ND	ND	0.36 J	1,150 ^e	ND	
EW-11	9/18/2009	466	ND	75.6 J	ND	14,500	50.2 J	ND	ND	ND	ND	283	19,300	ND
	9/25/2009	679	ND	103	ND	12,900	34.7 J	ND	ND	ND	ND	276	21,400	ND
	9/30/2009	573	ND	101	ND	11,000	30.6 J	ND	ND	ND	ND	223	19,200	ND
	10/7/2009	531	ND	ND	ND	9,570	ND	ND	ND	ND	ND	259	17,600	ND
	11/5/2009	589	ND	118	ND	7,500	35.6 J	ND	ND	ND	ND	183	13,700	ND
	12/3/2009	593	ND	148	ND	6,080	26.8	ND	ND	ND	ND	194	13,300	14.1 J
	12/29/2009	317	ND	94.1	ND	3,240	ND	ND	ND	ND	ND	144	8,950	ND
	1/21/2010	304	ND	75.2	ND	2,880	11.2 J	ND	ND	ND	ND	127	8,030	ND
	2/18/2010	218	ND	79.7	ND	2,710	7.8 J	ND	ND	ND	ND	90.9	6,090	ND
	3/30/2010	205	ND	61.5	ND	2,080	10.8	ND	ND	ND	ND	103	6,340	ND
	4/26/2010	239	ND	60.1	ND	2,160	13.3 J	ND	ND	ND	ND	101	5,990	ND
	5/27/2010	131	ND	ND	ND	1,620	ND	ND	ND	ND	ND	53.9	4,910	ND
	6/22/2010	158	ND	48.3	ND	1,800	17.6 J	ND	ND	ND	ND	73.3	4,930	ND
	7/23/2010	135	ND	56.8	ND	1,830	95.5	ND	ND	ND	ND	67.6	5,690	ND
	8/25/2010	177	ND	48.3	ND	1,820	35	ND	ND	ND	ND	81.6	5,030	ND
	9/22/2010	194	ND	47.7 J	ND	2,030	ND	ND	ND	ND	ND	66.3	5,350	ND
	10/20/2010	154	ND	42.1	ND	1,590	12.6	ND	ND	ND	ND	71.9	4,660	ND
	11/2/2010	168	ND	51.6	ND	1,870	ND	ND	ND	ND	ND	78.3	5,700	ND
	12/7/2010	186	3.7 J	44.4	ND	1,800	11.7	ND	ND	ND	ND	69.6	5,060	ND
	1/6/2011	161	ND	39.3	ND	1,580	6.8 J	ND	ND	ND	ND	58.4	4,450	ND
	2/10/2011	154	ND	34.5	ND	1,390	10.2	ND	ND	ND	ND	62.7	4,330	ND
	3/16/2011	128	2.4 J	25.5	ND	1,460	5	ND	ND	ND	ND	49.7	4,220	3.6
	4/12/2011	132	ND	31.9	ND	1,260	5.4J	ND	ND	ND	ND	63.1	4,110	7.0 J
	5/19/2011	115	2.8 J	29.5	ND	1,430	41.0	ND	ND	ND	ND	55.4	3,980	9.9
	6/16/2011	121	2.5 J	27.8	ND	1,250	17.8	ND	ND	ND	ND	48.3	3,760	9.7 J
7/14/2011	102	2.1 J	22.8	ND	1,010	17.4	ND	ND	ND	ND	42.8	2,870	6.3	

Appendix A Table 2
Groundwater Treatment Analytical Data
FPE Groundwater Treatment System
Edgefield, South Carolina



Location	Date	Volatile Organic Compounds														
		1,1-DCE (µg/L)	1,1-DCA (µg/L)	1,1,1-TCA (µg/L)	1,1,2-TCA (µg/L)	cis-1,2-DCE (µg/L)	trans-1,2-DCE (µg/L)	MEK (µg/L)	Acetone (µg/L)	Chloroform (µg/L)	Methylene Chloride (µg/L)	PCE (µg/L)	TCE (µg/L)	VC (µg/L)		
EW-11 (Continued)	8/11/2011	152	3.0	30.3	1.3	1,480	6.8	ND	ND	0.63 J	ND	63.9	4,090	9.2		
	9/8/2011	108	ND	25.4	ND	1,230	14.8	ND	ND	ND	ND	45.3	3,070	10.1		
	10/13/2011	117	3.2 J	28.9	ND	1,420	30.0	ND	ND	ND	ND	50.3	3,890	10.7		
	11/10/2011	99	2.4 J	20.2	ND	1,430	20.0	ND	ND	ND	ND	39.8	3,800	10		
	12/8/2011**	NA	NA	NA	NA	NA	NA	NA	NA	NA	NA	NA	NA	NA	NA	
	1/12/2012**	NA	NA	NA	NA	NA	NA	NA	NA	NA	NA	NA	NA	NA	NA	
	2/9/2012	1.1	2.9J	22.2	ND	1,420	12.2	ND	ND	ND	ND	41.3	3,210 ^a	ND	ND	
	3/15/2012	110	ND	18.1	ND	1,450	5.9J	ND	ND	ND	ND	45	3,370 ^a	23.9	ND	
	4/12/2012	94.1	ND	15.9	ND	1,280	18.1	ND	ND	ND	ND	43.7	3,530 ^a	27.6	ND	
	5/15/2012	102	ND	17.5	ND	1,390	10.9	ND	ND	ND	ND	42.1	3,460 ^a	27.9	ND	
	6/7/2012	73.9	2.9J	18.5	ND	1,340	15.5	ND	ND	ND	ND	34.7	3,250 ^a	24.9	ND	
	7/17/2012	78.9	3.1J	17.1	ND	1,160	15.6	ND	ND	ND	ND	38.5	3,620 ^a	18.6	ND	
	8/16/2012	94.9	ND	15.4	ND	1,380	3.4 J	ND	ND	ND	ND	36.3	3,510 ^a	21.4	ND	
	9/13/2012	91	ND	15 J	ND	1,110	ND	ND	ND	ND	ND	36.5	3,250	16.9 J	ND	
	10/11/2012	97.8	2.4	15.7	0.87 J	1,010 ^a	8.6	ND	ND	0.48 J	ND	39.7	2,540 ^a	21.4	ND	
	11/8/2012	17.8	ND	9.6 J	ND	878	4.3 J	ND	ND	ND	ND	27.4	2,620	18.6	ND	
	12/6/2012	74.5	ND	11.2 J	ND	1,130	6.6 J	ND	ND	ND	ND	34.9	2,920	18.4 J	ND	
	1/10/2013	57.5	ND	11.4 J	ND	848	5.4 J	ND	ND	ND	ND	32.3	2,660	12.3 J	ND	
	2/21/2013	49.8	ND	8.2 J	ND	906	22.1	ND	ND	ND	ND	29.2	2,400 ^a	15.9	ND	
	3/14/2013	72.7	ND	ND	ND	978	ND	ND	ND	ND	ND	29.2	2,520	21.4	ND	
	4/4/2013	65.3	ND	7	ND	919	3.9 J	ND	ND	ND	ND	25.7	2,690 ^a	14	ND	
	5/9/2013	67.6	ND	9.1 J	ND	934	ND	ND	ND	ND	ND	28.4	2,810	15.7 J	ND	
	6/13/2013	65.3	ND	9.2 J	ND	861	ND	ND	ND	ND	ND	28.7	2,530 ^a	13.3	ND	
	7/11/2013	65.5	1.7 J	6.4	ND	807	2.5 J	ND	ND	ND	ND	28.1	1,790 ^a	14	ND	
	8/8/2013	43.1	ND	5.5 J	ND	783	ND	ND	ND	ND	ND	7.7	25.7	1,570 ^a	10.7	ND
	9/12/2013	52.1	ND	5.3 J	ND	724	3.8 J	ND	ND	ND	ND	23.3	1,940	14.8	ND	
	10/10/2013	43.7	ND	ND	ND	653	ND	ND	ND	ND	ND	19.3 J	2,140	ND	ND	
	11/14/2013	45.7	ND	4.3 J	ND	670	4.6 J	ND	ND	ND	ND	21.2	1,950 ^a	7.9	ND	
	12/12/2013	27.9	1.1 J	4	0.43 J	494	2.1	ND	ND	ND	ND	16.1	1,870 ^a	4	ND	
	1/16/2014	35.3	ND	ND	ND	566	ND	ND	ND	ND	ND	16.8	1,610	ND	ND	
	2/17/2014	48.8	ND	ND	ND	611	ND	ND	ND	ND	ND	19.7	4,020	ND	ND	
	3/6/2014	34.4	ND	ND	ND	406	ND	ND	ND	ND	ND	19.1	1,690	ND	ND	
	4/3/2014	34.6	ND	ND	ND	464	ND	ND	ND	ND	ND	14.8	1,460 ^a	ND	ND	
	5/8/2014	30.2	ND	ND	ND	435	ND	ND	ND	ND	ND	15.7	1,370 ^a	ND	ND	
	6/12/2014	32.5	ND	ND	ND	448	ND	ND	ND	ND	ND	15.3	1,560	ND	ND	
	7/10/2014	25.5	ND	ND	ND	688	ND	ND	ND	ND	ND	17.9	1,530 ^a	ND	ND	
	8/14/2014	26.8	ND	ND	ND	434	ND	ND	ND	ND	ND	11.4	1,370 ^a	ND	ND	
	9/11/2014	23.9	ND	ND	ND	345	ND	ND	ND	ND	ND	13.4	1,360	ND	ND	
	10/9/2014	27.2	1.1	2.6	ND	466 ^a	1.4	ND	ND	ND	ND	14.2 ^a	1,570 ^a	2.2	ND	
	11/13/2014	27.3	ND	ND	ND	466	ND	ND	ND	ND	ND	10.3	1,550	ND	ND	
12/11/2014	24.8	ND	ND	ND	367	ND	ND	ND	ND	ND	12.6	1,390	ND	ND		
1/15/2015	24.8	ND	ND	ND	352	ND	ND	ND	ND	ND	12.7	1,400 ^a	ND	ND		
2/12/2015	22.5	ND	ND	ND	332	ND	ND	ND	ND	ND	9.8	1,400 ^a	ND	ND		
3/19/2015	21.8	ND	ND	ND	336	ND	ND	ND	ND	ND	ND	1,190	ND	ND		
4/16/2015	22.2	ND	ND	ND	288	ND	ND	ND	ND	ND	ND	980	ND	ND		
5/14/2015	22.3	ND	ND	ND	263	ND	ND	ND	ND	ND	ND	1,120	ND	ND		
6/11/2015	22.7	ND	ND	ND	267	ND	ND	ND	ND	ND	ND	987	ND	ND		
7/1/2015	21.2	ND	ND	ND	298	ND	ND	ND	ND	ND	9.5	1,170 ^b	ND	ND		
8/13/2015	24.6	ND	ND	ND	305	ND	ND	ND	ND	ND	ND	1,240	ND	ND		
9/17/2015	ND	ND	ND	ND	280	ND	ND	ND	ND	ND	ND	1,110	ND	ND		
10/15/2015	18.5	ND	ND	ND	240	ND	ND	ND	ND	ND	ND	969	ND	ND		
11/12/2015	4.9	ND	ND	ND	233 ^b	ND	ND	ND	ND	ND	2.4	1,390 ^b	1.6	ND		
12/3/2015	16.9	ND	ND	ND	224	ND	ND	ND	ND	ND	ND	1,080 ^b	ND	ND		
1/14/2016	ND	ND	ND	ND	185	ND	ND	ND ^b	ND	ND	ND	997	ND	ND		
2/11/2016	16.3	ND	ND	ND	226	ND	ND	ND ^b	ND	ND	ND	1,120 ^c	ND	ND		
3/17/2016	14.8	ND	ND	ND	208	ND	ND	ND	ND	ND	ND	914 ^b	ND	ND		
4/14/2016	14.1	ND	ND	ND	210	ND	ND	ND	ND	ND	ND	857	ND	ND		
5/12/2016	ND	ND	ND	ND	204	ND	ND	ND	ND	ND	ND	1,110	ND	ND		
6/23/2016	ND	ND	ND	ND	213	ND	ND	ND	ND	ND	ND	1,060	ND	ND		
7/14/2016	ND	ND	ND	ND	204	ND	ND	ND	ND	ND	ND	1,120	ND	ND		
8/11/2016	ND	ND	ND	ND	204	ND	ND	ND	ND	ND	ND	1,050	ND	ND		

Appendix A Table 2
Groundwater Treatment Analytical Data
FPE Groundwater Treatment System
Edgefield, South Carolina



Location	Date	Volatile Organic Compounds												
		1,1-DCE (µg/L)	1,1-DCA (µg/L)	1,1,1-TCA (µg/L)	1,1,2-TCA (µg/L)	cis-1,2-DCE (µg/L)	trans-1,2-DCE (µg/L)	MEK (µg/L)	Acetone (µg/L)	Chloroform (µg/L)	Methylene Chloride (µg/L)	PCE (µg/L)	TCE (µg/L)	VC (µg/L)
EW-11 (continued)	9/9/2016	ND	ND	ND	ND	165	ND	ND	ND	ND	ND	ND	933	ND
	10/13/2016	ND	ND	ND	ND	207	ND	ND	ND	ND	ND	ND	1,070	ND
	11/17/2016	ND	ND	ND	ND	176	ND	ND	ND	ND	ND	ND	1,170	ND
	12/7/2016	ND	ND	ND	ND	189	ND	ND	ND	ND	ND	ND	1,190	ND
	1/12/2017	ND	ND	ND	ND	188	ND	ND	ND	ND	ND	ND	1,120	ND
	2/16/2017	10.9	ND	ND	ND	188	ND	ND	ND	ND	ND	ND	942	ND
	3/12/2017	ND	ND	ND	ND	160	ND	ND	ND	ND	ND	ND	994	ND
	4/13/2017	ND	ND	ND	ND	139	ND	ND	ND	ND	ND	ND	968	ND
	5/11/2017	10.4	ND	ND	ND	165	ND	ND	ND	ND	ND	ND	943	ND
	6/15/2017	ND	ND	ND	ND	175	ND	ND	ND	ND	ND	ND	1,050	ND
	7/25/2017	ND	ND	ND	ND	163	ND	ND	ND	ND	ND	ND	912	ND
	8/17/2017	9.6	ND	ND	ND	169	ND	ND	ND	ND	ND	5.7	786b	ND
	9/19/2017	ND	ND	ND	ND	139	ND	ND	ND	ND	ND	ND	608	ND
	10/12/2017	10.0	ND	ND	ND	164	ND	ND	ND	ND	ND	ND	846	ND
	11/16/2017	10.4	ND	ND	ND	171	ND	ND	ND	ND	ND	ND	785	ND
	12/14/2017	ND	ND	ND	ND	166	ND	ND	ND	ND	ND	ND	879	ND
	1/11/2018	ND	ND	ND	ND	163	ND	ND	ND	ND	ND	ND	851	ND
	2/15/2018	ND	ND	ND	ND	125	ND	ND	ND	ND	ND	ND	589	ND
	3/15/2018	ND	ND	ND	ND	107	ND	ND	ND	ND	ND	ND	529	ND
	4/12/2018	ND	ND	ND	ND	113	ND	ND	ND	ND	ND	ND	565	ND
	5/17/2018	ND	ND	ND	ND	93.7	ND	ND	ND	ND	ND	ND	523	ND
	6/14/2018	ND	ND	ND	ND	117	ND	ND	ND	ND	ND	ND	634	ND
	7/19/2018	5.9	ND	ND	ND	93.7	ND	ND	ND	4.1	ND	3.3	509	ND
	8/17/2018	9.6	ND	ND	ND	169	ND	ND	ND	ND	ND	5.7	786	ND
	9/13/2018	ND	ND	ND	ND	129	ND	ND	ND	ND	ND	ND	605	ND
	10/10/2018	6.5	ND	ND	ND	124	ND	ND	ND	6	ND	ND	635	ND
	11/15/2018	ND	ND	ND	ND	103	ND	ND	ND	ND	ND	ND	480	ND
	12/13/2018	ND	ND	ND	ND	105	ND	ND	ND	ND	ND	ND	506	ND
	1/17/2019	6.0	ND	ND	ND	106	ND	ND	ND	ND	ND	ND	479	ND
	2/17/2019	ND	ND	ND	ND	107	ND	ND	ND	ND	ND	ND	590	ND
	3/14/2019	5.3	ND	ND	ND	104	ND	ND	ND	4.7	ND	2.9	482	ND
	4/11/2019	ND	ND	ND	ND	95.5	ND	ND	ND	ND	ND	ND	556	ND
	5/16/2019	5.6	ND	ND	ND	108	ND	ND	ND	5.3	ND	ND	531	ND
	6/13/2019	ND	ND	ND	ND	80.0	ND	ND	ND	5.2	ND	ND	499	ND
	7/11/2019	ND	ND	ND	ND	94.4	ND	ND	ND	ND	ND	ND	572	ND
	8/15/2019	ND	ND	ND	ND	76.1	ND	ND	ND	ND	ND	ND	504	ND
	9/12/2019	ND	ND	ND	ND	100.0	ND	ND	ND	6.9	ND	ND	557	ND
	10/10/2019	ND	ND	ND	ND	114.0	ND	ND	ND	ND	ND	ND	711	ND
	11/13/2019	ND	ND	ND	ND	94.3	ND	ND	ND	ND	ND	ND	593	ND
	12/12/2019	ND	ND	ND	ND	88.3	ND	ND	ND	5.5	ND	ND	450	ND
	1/16/2020	ND	ND	ND	ND	80.4	ND	ND	ND	5.2	ND	ND	462	ND
	2/13/2020	ND	ND	ND	ND	69.8	ND	ND	ND	ND	ND	ND	390	ND
	3/12/2020	ND	ND	ND	ND	58.5	ND	ND	ND	3.6 J	ND	ND	376	ND
	4/16/2020	3.2	ND	ND	ND	77.8	ND	ND	ND	4.0 J	ND	1.9 J	438	ND
	5/15/2020	3.5 J	ND	ND	ND	76.1	ND	ND	ND	4.5 J	ND	2.2 J	452	ND
6/10/2020	5.1	ND	ND	ND	88.0	ND	ND	ND	5.8	ND	2.5 J	475	ND	
7/16/2020	2.9 J	ND	ND	ND	67.9	ND	ND	ND	4.3 J	ND	1.9 J	427	ND	
8/13/2020	2.9 J	ND	ND	ND	65.8	ND	ND	ND	4.8 J	ND	1.5 J	419	ND	
9/17/2020	4.4 J	ND	ND	ND	68.0	ND	ND	ND	5.5	ND	2.5 J	437	ND	
10/15/2020	3.9 J	ND	ND	ND	89.1	ND	ND	ND	6.7	ND	1.8 J	543	ND	
11/12/2020	4.1 J	ND	ND	ND	86.1	ND	ND	ND	5.6	ND	2.5 J	426	ND	
12/16/2020	4.5 J	ND	ND	ND	93.5	ND	ND	ND	5.6	ND	2.7 J	417	ND	
1/14/2021	4.6 J	ND	ND	ND	81.1	ND	ND	ND	5.6	ND	2.3 J	454	ND	
2/11/2021	4.8 J	ND	ND	ND	94.3	ND	ND	ND	5.5	ND	2.9 J	430	ND	
3/11/2021	4.6 J	ND	ND	ND	92.5	ND	ND	ND	5.5	ND	2.5 J	484	ND	
4/15/2021	3.0 J	ND	ND	ND	70.3	ND	ND	ND	3.6 J	ND	1.9 J	367	ND	
5/13/2021	4.4 J	ND	ND	ND	85.7	ND	ND	ND	6.6 J	ND	ND	494	ND	
6/14/2021	4.0 J	ND	ND	ND	83.8	ND	ND	ND	5.8	ND	2.3 J	428	ND	
7/20/2021	3.3 J	ND	ND	ND	70.5	ND	ND	ND	4.9 J	ND	1.9 J	371	ND	
8/19/2021	3.5 ^d J	ND	ND	ND	83.9	ND	ND	ND	5.2	ND	2.6 J	429	ND	
9/16/2021	3.3 J	ND	ND	ND	72.3	ND	ND	ND	5.3	13.6 J	1.7 J	410	ND	

Appendix A Table 2
Groundwater Treatment Analytical Data
FPE Groundwater Treatment System
Edgefield, South Carolina



Location	Date	Volatile Organic Compounds													
		1,1-DCE (µg/L)	1,1-DCA (µg/L)	1,1,1-TCA (µg/L)	1,1,2-TCA (µg/L)	cis-1,2-DCE (µg/L)	trans-1,2-DCE (µg/L)	MEK (µg/L)	Acetone (µg/L)	Chloroform (µg/L)	Methylene Chloride (µg/L)	PCE (µg/L)	TCE (µg/L)	VC (µg/L)	
EW-11 (continued)	10/14/2021	3.5 J	ND	ND	ND	66.6	ND	ND	ND	4.1 J	ND	2.4 J	331	ND	
	11/20/2021	3.2 J	ND	ND	ND	74.8	ND	ND	ND	4.8 J	ND	1.9 J	355	ND	
	12/16/2021	3.9 J	ND	ND	ND	75.0	ND	ND	ND	5.1	ND	ND	388	ND	
	12/28/2021	Ceased Groundwater Recovery for Treatment System Assessment and Repairs													
	2/8/2021	Ceased Groundwater Recovery for Treatment System Assessment and Repairs													
	3/17/2022	1.6 J	ND	ND	ND	56.2	ND	ND	ND	3.0 J	ND	ND	ND	325	ND
	4/14/2022	ND	ND	ND	ND	49.5	ND	ND	ND	3.4 J	ND	ND	ND	279	ND
	5/12/2022	ND	ND	ND	ND	45.3	ND	ND	ND	3.2 J	ND	ND	ND	249	ND
EW-12	10/16/2014	ND	ND	ND	ND	152	ND	ND	ND	ND	ND	ND	1,240	ND	
	3/19/2015	ND	ND	ND	ND	75.2	ND	ND	ND	ND	ND	ND	341 ^a	ND	
	4/16/2015	ND	ND	ND	ND	70.5	ND	ND	ND	ND	ND	ND	405	ND	
	5/14/2015	ND	ND	ND	ND	75.4	ND	ND	ND	ND	ND	ND	270	ND	
	6/11/2015	ND	ND	ND	ND	56.6	ND	ND	ND	ND	ND	ND	303	ND	
	7/1/2015	ND	ND	ND	ND	73	ND	ND	ND	ND	ND	ND	361 ^b	ND	
	8/13/2015	ND	ND	ND	ND	62.4	ND	ND	ND	ND	ND	ND	360	ND	
	9/17/2015	ND	ND	ND	ND	61.3	ND	ND	ND	ND	ND	ND	331	ND	
	10/15/2015	ND	ND	ND	ND	55.4	ND	ND	ND	ND	ND	ND	296 ^b	ND	
	11/12/2015	ND	ND	ND	ND	52.2	ND	ND	ND	ND	ND	ND	252 ^b	ND	
	12/3/2015	ND	ND	ND	ND	48	ND	ND	ND	ND	ND	ND	259	ND	
	1/14/2016	ND	ND	ND	ND	44.9	ND	ND	ND ^b	ND	ND	ND	283 ^b	ND	
	2/11/2016	ND	ND	ND	ND	113	ND	ND	ND ^b	ND	ND	ND	809	ND	
	3/17/2016	ND	ND	ND	ND	91.9	ND	ND	ND ^b	ND	ND	ND	482 ^b	ND	
	4/14/2016	ND	ND	ND	ND	137	ND	ND	ND	ND	ND	ND	775	ND	
	5/12/2016	ND	ND	ND	ND	124	ND	ND	ND	ND	ND	ND	832	ND	
	6/23/2016	ND	ND	ND	ND	145	ND	ND	ND	ND	ND	ND	732	ND	
	7/14/2016	ND	ND	ND	ND	142	ND	ND	ND	ND	ND	ND	843	ND	
	8/11/2016	ND	ND	ND	ND	161	ND	ND	ND	ND	ND	ND	916 ^b	ND	
	9/9/2016	ND	ND	ND	ND	167	ND	ND	ND	ND	ND	ND	913 ^b	ND	
	10/13/2016	ND	ND	ND	ND	211	ND	ND	ND	ND	ND	ND	961	ND	
	11/17/2016	ND	ND	ND	ND	203	ND	ND	ND	ND	ND	ND	1,180	ND	
	12/7/2016	ND	ND	ND	ND	290	ND	ND	ND	ND	ND	ND	1,570	ND	
	1/12/2017	ND	ND	ND	ND	372	ND	ND	ND	ND	ND	ND	1,950	ND	
2/16/2017	ND	ND	ND	ND	409	ND	ND	ND	ND	ND	ND	1,860	ND		
3/12/2017	ND	ND	ND	ND	405	ND	ND	ND	ND	ND	ND	1,990	ND		
4/13/2017	ND	ND	ND	ND	383	ND	ND	ND	ND	ND	ND	2,320	ND		

Appendix A Table 2
Groundwater Treatment Analytical Data
FPE Groundwater Treatment System
Edgefield, South Carolina



Location	Date	Volatile Organic Compounds												
		1,1-DCE (µg/L)	1,1-DCA (µg/L)	1,1,1-TCA (µg/L)	1,1,2-TCA (µg/L)	cis-1,2-DCE (µg/L)	trans-1,2-DCE (µg/L)	MEK (µg/L)	Acetone (µg/L)	Chloroform (µg/L)	Methylene Chloride (µg/L)	PCE (µg/L)	TCE (µg/L)	VC (µg/L)
EW-12 (continued)	5/11/2017	ND	ND	ND	ND	513	ND	ND	ND	ND	ND	ND	2,320	ND
	6/15/2017	ND	ND	ND	ND	524	ND	ND	ND	ND	ND	ND	2,290	ND
	7/25/2017	ND	ND	ND	ND	241	ND	ND	ND	ND	ND	ND	1,140	ND
	8/16/2017	ND	ND	ND	ND	587	ND	ND	ND	ND	ND	ND	2,810	ND
	9/19/2017	ND	ND	ND	ND	813	ND	ND	ND	ND	ND	ND	3,360	ND
	10/12/2017	ND	ND	ND	ND	713	ND	ND	ND	ND	ND	ND	3,100	ND
	11/16/2017	ND	ND	ND	ND	801	ND	ND	ND	ND	ND	ND	3,480	ND
	12/14/2017	ND	ND	ND	ND	843	ND	ND	ND	ND	ND	ND	3,790	ND
	1/11/2018	ND	ND	ND	ND	1,070	ND	ND	ND	ND	ND	ND	4,720	ND
	2/15/2018	ND	ND	ND	ND	909	ND	ND	ND	ND	ND	ND	4,010	ND
	3/15/2018	ND	ND	ND	ND	1,030	ND	ND	ND	ND	ND	ND	4,840	ND
	4/12/2018	ND	ND	ND	ND	1,070	ND	ND	ND	ND	ND	ND	4,960	ND
	5/17/2018	ND	ND	ND	ND	1,040	ND	ND	ND	ND	ND	ND	4,780	ND
	6/14/2018	ND	ND	ND	ND	962	ND	ND	ND	ND	ND	ND	4,790	ND
	7/19/2018	5	1.6	ND	ND	859	3.6	ND	ND	ND	ND	1.7	4,700	8.6
	8/17/2018	ND	ND	ND	ND	587	ND	ND	ND	ND	ND	ND	2,810	ND
	9/13/2018	ND	ND	ND	ND	1,100	ND	ND	ND	ND	ND	ND	5,330	ND
	10/10/2018	ND	ND	ND	ND	1,020	ND	ND	ND	ND	ND	ND	5,450	ND
	11/15/2018	ND	ND	ND	ND	820	ND	ND	ND	ND	ND	ND	3,720	ND
	12/13/2018	ND	ND	ND	ND	890	ND	ND	ND	ND	ND	ND	4,050	ND
	1/17/2019	ND	ND	ND	ND	886	ND	ND	ND	ND	ND	ND	3,860	ND
	2/14/2019	ND	ND	ND	ND	660	ND	ND	ND	ND	ND	ND	3,430	ND
	3/14/2019	ND	ND	ND	ND	724	ND	ND	ND	ND	ND	ND	3,600	ND
	4/11/2019	ND	ND	ND	ND	670	ND	ND	ND	ND	ND	ND	3,590	ND
	5/16/2019	ND	ND	ND	ND	647	ND	ND	ND	ND	ND	ND	3,370	ND
	6/13/2019	ND	ND	ND	ND	576	ND	ND	ND	ND	ND	ND	3,350	ND
	7/11/2019	ND	ND	ND	ND	542	ND	ND	ND	ND	ND	ND	2,570	ND
	8/15/2019	ND	ND	ND	ND	586	ND	ND	ND	ND	ND	ND	3,290	ND
	9/12/2019	ND	ND	ND	ND	795	ND	ND	ND	ND	ND	ND	4,420	ND
	10/10/2019	ND	ND	ND	ND	630	ND	ND	ND	ND	ND	ND	3,180	ND
	11/13/2019	ND	ND	ND	ND	725	ND	ND	ND	ND	ND	ND	3,990	ND
	12/12/2019	ND	ND	ND	ND	675	ND	ND	ND	ND	ND	ND	3,400	ND
	1/16/2020	ND	ND	ND	ND	549	ND	ND	ND	ND	ND	ND	2,540	ND
	2/13/2020	ND	ND	ND	ND	645	ND	ND	ND	ND	ND	ND	3,480	ND
	3/12/2020	ND	ND	ND	ND	416	ND	ND	ND	ND	ND	ND	2,600	ND
	4/16/2020	ND	ND	ND	ND	ND	504	ND	ND	ND	ND	ND	2,870	ND
	5/15/2020	ND	ND	ND	ND	ND	393	ND	ND	ND	ND	ND	1,630	ND
	6/10/2020	ND	ND	ND	ND	ND	423	ND	ND	ND	ND	ND	2,380	ND
	7/16/2020	ND	ND	ND	ND	ND	396	ND	ND	ND	ND	ND	2,230	ND
	8/13/2020	ND	ND	ND	ND	ND	369	ND	ND	ND	ND	ND	2,320 ^b	ND
9/17/2020	ND	ND	ND	ND	ND	385	ND	ND	ND	ND	ND	2,330	ND	
10/15/2020	ND	ND	ND	ND	ND	684	ND	ND	ND	ND	ND	2,630 ^c	ND	
11/12/2020	ND	ND	ND	ND	ND	438	ND	ND	ND	ND	ND	2,710	ND	
12/16/2020	ND	ND	ND	ND	ND	400	ND	ND	ND	ND	ND	2,560	ND	
1/14/2021	ND	ND	ND	ND	ND	443	ND	ND	ND	ND	ND	2,400 ^b	ND	
2/11/2021	ND	ND	ND	ND	ND	468	ND	ND	ND	ND	ND	2,400	ND	
3/11/2021	ND	ND	ND	ND	403	ND	ND	ND	ND	ND	ND	2,330	ND	
4/28/2021	Not Sampled													
5/13/2021	ND	ND	ND	ND	296	ND	ND	ND	ND	ND	ND	1,620	ND	
6/14/2021	ND	ND	ND	ND	305	ND	ND	ND	ND	ND	ND	1,840	ND	
7/20/2021	ND	ND	ND	ND	232	ND	ND	ND	ND	ND	ND	1,240	ND	
8/19/2021	ND	ND	ND	ND	343	ND	ND	ND	ND	ND	ND	1,990	ND	
9/16/2021	ND	ND	ND	ND	298	ND	ND	ND	ND	66.3 ^J	ND	1,860	ND	
10/14/2021	ND	ND	ND	ND	298	ND	ND	ND	ND	ND	ND	1,750	ND	
11/20/2021	NM	NM	NM	NM	NM	NM	NM	NM	NM	NM	NM	NM	NM	
12/16/2021	ND	ND	ND	ND	345	ND	ND	ND	ND	ND	ND	2,190	ND	
12/28/2021	Ceased Groundwater Recovery for Treatment System Assessment and Repairs													
2/8/2021	Ceased Groundwater Recovery for Treatment System Assessment and Repairs													
3/17/2022	ND	ND	ND	ND	316 ^b	ND	ND	ND	ND	ND	ND	1,250 ^e	ND	

Appendix A Table 2
Groundwater Treatment Analytical Data
FPE Groundwater Treatment System
Edgefield, South Carolina



Location	Date	Volatile Organic Compounds													
		1,1-DCE (µg/L)	1,1-DCA (µg/L)	1,1,1-TCA (µg/L)	1,1,2-TCA (µg/L)	cis-1,2-DCE (µg/L)	trans-1,2-DCE (µg/L)	MEK (µg/L)	Acetone (µg/L)	Chloroform (µg/L)	Methylene Chloride (µg/L)	PCE (µg/L)	TCE (µg/L)	VC (µg/L)	
EW-12 (continued)	4/14/2022	ND	ND	ND	ND	294	ND	ND	ND	ND	ND	ND	1,680	ND	
	5/12/2022	ND	ND	ND	ND	292	ND	ND	ND	ND	ND	ND	1,630	ND	
	6/21/2022	1.9	ND	ND	ND	209 ^e	ND	ND	ND	ND	ND	0.37 J	1,120 ^e	1.1	
FASW	10/7/2009	276	9 J	11.7	ND	6,110	37.1	ND	ND	ND	ND	76.7	6,700	8.2 J	
	11/5/2009	307	ND	ND	ND	6,900	33.3 J	ND	ND	ND	ND	99.9	7,970	ND	
	12/3/2009	175	ND	5 J	ND	3,880	11.2	ND	ND	ND	ND	76.8	4,910	ND	
	12/29/2009	170	4.5 J	ND	ND	3,550	9.8 J	ND	ND	ND	ND	82.8	5,310	ND	
	1/21/2010	156	ND	ND	ND	3,130	15 J	ND	ND	ND	ND	83.9	3,490	ND	
	2/18/2010	99.6	ND	ND	ND	3,150	ND	ND	ND	ND	ND	58.5	4,590	ND	
	3/30/2010	114	ND	3.8 J	ND	2,760	17.2	ND	ND	ND	ND	75.4	5,390	ND	
	4/26/2010	137	3.8 J	4.1 J	ND	2,950	13.1	ND	ND	ND	ND	76.9	5,450	ND	
	5/27/2010	93.1	ND	4.4 J	ND	2,130	5.3 J	ND	ND	ND	ND	54.8	4,580	ND	
	6/22/2010	103	ND	ND	ND	2,420	11.6 J	ND	ND	ND	ND	63.7	4,760	ND	
	7/23/2010	87.7	ND	ND	ND	2,430	128	ND	ND	ND	ND	59.4	4,950	ND	
	8/25/2010	104	ND	3.6 J	ND	2,510	91.8	ND	ND	ND	ND	78	5,300	ND	
	9/22/2010	137	ND	ND	ND	3,210	ND	ND	ND	ND	ND	73.5	5,510	ND	
	10/20/2010	117	3.1 J	3.5 J	ND	2,730	19.1	ND	ND	ND	ND	72.2	5,590	ND	
	11/2/2010	124	ND	4 J	ND	2,900	6 J	ND	ND	ND	ND	80.5	6,640	4.4 J	
	12/7/2010	135	4.1 J	4.1 J	1.4 J	3,040	25.3	ND	ND	ND	ND	73.1	5,750	5.3	
	1/6/2011	114	ND	ND	ND	2,630	8 J	ND	ND	ND	ND	59.3	5,210	ND	
	2/10/2011	123	ND	ND	ND	2,580	ND	ND	ND	ND	ND	67.6	5,330	ND	
	3/10/2011	121	ND	3.5 J	ND	2,400	14.5	ND	ND	ND	ND	73	5,660	6.1 J	
	4/12/2011	106	ND	3.0J	ND	2,380	5.6 J	ND	ND	ND	ND	73.5	5,310	4.7 J	
	5/19/2011	53.4	2.2 J	2.0 J	ND	1,800	141	ND	ND	ND	ND	51.0	4,540	5.4	
	6/16/2011	72.7	ND	ND	ND	1,420	24.2	ND	ND	ND	ND	42.1	4,200	3.9 J	
	7/14/2011	72.5	ND	ND	ND	1,430	19.4 J	ND	ND	ND	ND	41.4	4,130	ND	
	8/11/2011	57.1	ND	ND	ND	1,360	25.6	ND	ND	ND	ND	41.9	3,680	ND	
	9/8/2011	64.0	ND	1.9	ND	1,260	14.8	ND	ND	ND	ND	38.3	3,500	4.2	
	10/13/2011	69.3	ND	ND	ND	1,280	16.4	ND	ND	ND	ND	39.6	3,830	3.9 J	
	11/10/2011	29.4	1.6 J	1.9 J	0.79 J	1,210	76.8	ND	ND	0.55 J	ND	34.2	3,450	3.5	
	12/8/2011	72.1	ND	ND	ND	1,350	9 J	ND	ND	ND	ND	38.7	4,070	5.5 J	
	1/12/2012	67.5	ND	ND	ND	1,220	ND	ND	ND	ND	ND	31.7	3,520	5.9 J	
	2/9/2012	55.9	ND	ND	ND	1,090	8.0 J	ND	ND	ND	ND	31.0	3,350 ^a	9.0 J	
	3/15/2012	58	ND	ND	ND	1,190	ND	ND	ND	ND	ND	31.8	3,360 ^a	8.9	
	4/21/2012	55.8	ND	ND	ND	1,080	6.9 J	ND	ND	ND	ND	34.3	3,760 ^a	10.6	
	5/15/2012	55.5	ND	ND	ND	1,130 ^a	12.2	ND	ND	ND	ND	33.7	3,950 ^a	9	
	6/7/2012	35.6	ND	ND	ND	1,060	9.4 J	ND	ND	ND	ND	27.5	3,590 ^a	9.6 J	
	7/17/2012	FASW Offline - Pump Failure													
	8/16/2012	67.7	ND	ND	ND	1,300	ND	ND	ND	ND	ND	34.9	4,180 ^a	11.8	
	9/13/2012	60.4	ND	ND	ND	1,050	ND	ND	ND	ND	ND	32.3	4,070	ND	
	10/11/2012	60.9	ND	ND	ND	1,120	2.7 J	ND	ND	ND	ND	3.2	4,130 ^a	8.7	
	11/8/2012	53.9	ND	ND	ND	949	5.9 J	ND	ND	ND	ND	30.4	3,720	10.3	
	12/6/2012	57.5	ND	ND	ND	1,090	ND	ND	ND	ND	ND	29.8	3,610	11.7 J	
1/10/2013	54.7	ND	ND	ND	946	ND	ND	ND	ND	ND	32.4	3,590	12.6		
2/21/2013	51.7	ND	ND	ND	1,050	13.9	ND	ND	ND	ND	31.4	3,630 ^a	10.9		
3/14/2013	61.7	ND	ND	ND	1,060	ND	ND	ND	ND	ND	27.3	3,740	10.7 J		
4/4/2013	71.2	ND	ND	ND	1,050	ND	ND	ND	ND	ND	26.8	3,580	ND		
5/9/2013	53.3	ND	ND	ND	963	ND	ND	ND	ND	ND	27.1 J	4,110	9.3 J		
6/13/2013	39.8	ND	ND	ND	784	ND	ND	ND	ND	ND	24.8 J	3,490	ND		
7/11/2013	42.1	ND	ND	ND	772	ND	ND	ND	ND	ND	22.6 J	2,740	ND		
8/8/2013	45.9	ND	ND	ND	1,010	ND	ND	ND	ND	25.6 J	29.9	3,920	ND		
9/12/2013	54.7	ND	ND	ND	961	ND	ND	ND	ND	ND	25.2	3,630 ^a	16.8		
10/10/2013	47.3	ND	ND	ND	938	ND	ND	ND	ND	ND	26.4	4,210 ^a	10		
11/14/2013	54.2	ND	ND	ND	1,050	2.2 J	ND	ND	ND	ND	28.8	4,180 ^a	11.6		
12/12/2013	62.3	ND	ND	ND	1,010	ND	ND	ND	ND	ND	39	3,650 ^a	12.5		
1/16/2014	44.4	ND	ND	ND	873	ND	ND	ND	ND	ND	22.9	3,230	ND		
2/17/2014	58.3	ND	ND	ND	957	ND	ND	ND	ND	ND	25.5	4,020	ND		
3/6/2014	43.7	ND	ND	ND	693	ND	ND	ND	ND	ND	266	3,630	ND		
4/3/2014	46.4	ND	ND	ND	828	ND	ND	ND	ND	ND	21.5	3,270	ND		
5/8/2014	38.9	ND	ND	ND	819	ND	ND	ND	ND	ND	21.8	2,800 ^a	6.4		
6/12/2014	46.7	ND	ND	ND	896	ND	ND	ND	ND	ND	22.9	3,740 ^a	ND		

Appendix A Table 2
Groundwater Treatment Analytical Data
FPE Groundwater Treatment System
Edgefield, South Carolina



Location	Date	Volatile Organic Compounds													
		1,1-DCE (µg/L)	1,1-DCA (µg/L)	1,1,1-TCA (µg/L)	1,1,2-TCA (µg/L)	cis-1,2-DCE (µg/L)	trans-1,2-DCE (µg/L)	MEK (µg/L)	Acetone (µg/L)	Chloroform (µg/L)	Methylene Chloride (µg/L)	PCE (µg/L)	TCE (µg/L)	VC (µg/L)	
FASW (continued)	7/10/2014	17.6	ND	ND	ND	688	ND	ND	ND	ND	ND	17.9	3,000 ^a	ND	
	8/14/2014	41.2	ND	ND	ND	888	ND	ND	ND	ND	ND	ND	3,430	ND	
	9/11/2014	38.4	ND	ND	ND	761	ND	ND	ND	ND	ND	20.5	3,520	ND	
	10/9/2014	52.7	ND	ND	ND	1,060	ND	ND	ND	ND	ND	25	4,000 ^a	ND	
	11/13/2014	39.1	ND	ND	ND	1,010	ND	ND	ND	ND	ND	ND	3,940	ND	
	12/11/2014	40.2	ND	ND	ND	824	ND	ND	ND	ND	ND	ND	3,530	ND	
	1/15/2015	36.3	ND	ND	ND	721	ND	ND	ND	ND	ND	ND	3,510	ND	
	2/12/2015	39.2	ND	ND	ND	811	ND	ND	ND	ND	ND	ND	18.7	3,120 ^a	ND
	3/19/2015	44.7	ND	ND	ND	943	ND	ND	ND	ND	ND	ND	23.1	3,520 ^a	ND
	4/16/2015	70.1	ND	ND	ND	1,290	ND	ND	ND	ND	ND	ND	31.2	3,040	ND
	5/14/2015	ND	ND	ND	ND	670	ND	ND	ND	ND	ND	ND	ND	3,210	ND
	6/11/2015	ND	ND	ND	ND	729	ND	ND	ND	ND	ND	ND	ND	3,250	ND
	7/1/2015	ND	ND	ND	ND	773	ND	ND	ND	ND	ND	ND	ND	3,470	ND
	8/13/2015	50.5	ND	ND	ND	722	ND	ND	ND	ND	ND	ND	ND	3,390	ND
	9/17/2015	ND	ND	ND	ND	752	ND	ND	ND	ND	ND	ND	ND	3,140	ND
	10/15/2015	ND	ND	ND	ND	681	ND	ND	ND	ND	ND	ND	ND	3,140	ND
	11/12/2015	39.1	1.1	ND	ND	698b	1.5	ND	ND	ND	ND	ND	23.6	3,230b	4.6
	12/3/2015	ND	ND	ND	ND	655	ND	ND	ND	ND	ND	ND	ND	2,980	ND
	1/14/2016	ND	ND	ND	ND	567	ND	ND	ND	ND	ND	ND	ND	2,880	ND
	2/11/2016	ND	ND	ND	ND	664	ND	ND	ND	ND	ND	ND	ND	3,140	ND
	3/17/2016	36.0	ND	ND	ND	568	ND	ND	ND	ND	ND	ND	ND	2,400	ND
	4/14/2016	33.1	ND	ND	ND	585	ND	ND	ND	ND	ND	ND	ND	2,250	ND
	5/12/2016	ND	ND	ND	ND	625	ND	ND	ND	ND	ND	ND	ND	3,060	ND
	6/23/2016	41.2	ND	ND	ND	716	ND	ND	ND	ND	ND	ND	ND	3,040	ND
	7/14/2016	42.8	ND	ND	ND	718	ND	ND	ND	ND	ND	ND	ND	3,090b	ND
	8/11/2016	ND	ND	ND	ND	705	ND	ND	ND	ND	ND	ND	ND	2,990	ND
	9/9/2016	ND	ND	ND	ND	579	ND	ND	ND	ND	ND	ND	ND	2,580	ND
	10/13/2016	ND	ND	ND	ND	694	ND	ND	ND	ND	ND	ND	ND	2,840	ND
	11/17/2016	ND	ND	ND	ND	579	ND	ND	ND	ND	ND	ND	ND	2,940	ND
	12/7/2016	ND	ND	ND	ND	725	ND	ND	ND	ND	ND	ND	ND	3,440	ND
	1/12/2017	ND	ND	ND	ND	713	ND	ND	ND	ND	ND	ND	ND	3,550	ND
	2/16/2017	ND	ND	ND	ND	636	ND	ND	ND	ND	ND	ND	ND	2,700	ND
	3/12/2017	ND	ND	ND	ND	612	ND	ND	ND	ND	ND	ND	ND	3,230	ND
	4/13/2017	ND	ND	ND	ND	542	ND	ND	ND	ND	ND	ND	ND	3,130	ND
	5/11/2017	31.7	ND	ND	ND	555	ND	ND	ND	ND	ND	ND	ND	2,480	ND
	6/15/2017	42.1	ND	ND	ND	669	ND	ND	ND	ND	ND	ND	ND	2,790	ND
	7/25/2017	ND	ND	ND	ND	621	ND	ND	ND	ND	ND	ND	ND	2,880	ND
	8/16/2017	34.0	ND	ND	ND	628	ND	ND	ND	ND	ND	ND	ND	2,900b	ND
	9/19/2017	31.6	ND	ND	ND	606	ND	ND	ND	ND	ND	ND	ND	2,390	ND
	10/12/2017	ND	ND	ND	ND	664	ND	ND	ND	ND	ND	ND	ND	2,750	ND
	11/16/2017	32.7	ND	ND	ND	584	ND	ND	ND	ND	ND	ND	ND	2,360	ND
	12/14/2017	30.0	ND	ND	ND	582	ND	ND	ND	ND	ND	ND	ND	2,620	ND
	1/11/2018	26.9	ND	ND	ND	555	ND	ND	ND	ND	ND	ND	ND	2,700	ND
	2/15/2018	29.3	ND	ND	ND	483	ND	ND	ND	ND	ND	ND	ND	1,900	ND
	3/15/2018	28.2	ND	ND	ND	553	ND	ND	ND	ND	ND	ND	ND	2,290	ND
4/12/2018	ND	ND	ND	ND	367	ND	ND	ND	ND	ND	ND	ND	1,320	ND	
5/17/2018	ND	ND	ND	ND	515	ND	ND	ND	ND	ND	ND	ND	2,150	ND	
6/14/2018	ND	ND	ND	ND	538	ND	ND	ND	ND	ND	ND	ND	2,370	ND	
7/19/2018	27.1	ND	ND	ND	483	ND	ND	ND	ND	ND	ND	14.3	2,140	1.3	
8/17/2018	34	ND	ND	ND	628	ND	ND	ND	ND	ND	ND	ND	2,900	ND	
9/13/2018	25.5	ND	ND	ND	548	ND	ND	ND	ND	ND	ND	ND	2,150	ND	
10/10/2018	ND	ND	ND	ND	531	ND	ND	ND	ND	ND	ND	ND	2,450	ND	
11/15/2018	ND	ND	ND	ND	450	ND	ND	ND	ND	ND	ND	ND	1,770	ND	
12/13/2018	ND	ND	ND	ND	473	ND	ND	ND	ND	ND	ND	ND	1,930	ND	
1/17/2019	28.9	ND	ND	ND	527	ND	ND	ND	ND	ND	ND	ND	1,970	ND	
2/14/2019	ND	ND	ND	ND	513	ND	ND	ND	ND	ND	ND	ND	2,230	ND	
3/14/2019	22.3	ND	ND	ND	509	ND	ND	ND	ND	ND	ND	11.1	2,030	ND	
4/11/2019	ND	ND	ND	ND	484	ND	ND	ND	ND	ND	ND	ND	2,090	ND	
5/16/2019	26.5	ND	ND	ND	524	ND	ND	ND	ND	ND	ND	ND	2,170	ND	
6/13/2019	ND	ND	ND	ND	424	ND	ND	ND	ND	ND	ND	ND	2,110	ND	
7/11/2019	23.6	ND	ND	ND	498	ND	ND	ND	ND	ND	ND	ND	2,720	ND	

Appendix A Table 2
Groundwater Treatment Analytical Data
FPE Groundwater Treatment System
Edgefield, South Carolina



Location	Date	Volatile Organic Compounds												
		1,1-DCE (µg/L)	1,1-DCA (µg/L)	1,1,1-TCA (µg/L)	1,1,2-TCA (µg/L)	cis-1,2-DCE (µg/L)	trans-1,2-DCE (µg/L)	MEK (µg/L)	Acetone (µg/L)	Chloroform (µg/L)	Methylene Chloride (µg/L)	PCE (µg/L)	TCE (µg/L)	VC (µg/L)
FASW (continued)	8/15/2019	ND	ND	ND	ND	456	ND	ND	ND	ND	ND	ND	1,710	ND
	9/12/2019	24.9	ND	ND	ND	535	ND	ND	ND	ND	ND	ND	1,860	ND
	10/10/2019	32.4	ND	ND	ND	672	ND	ND	ND	ND	ND	ND	2,070	ND
	11/13/2019	26.1	ND	ND	ND	612	ND	ND	ND	ND	ND	ND	2,000	ND
	12/12/2019	ND	ND	ND	ND	424	ND	ND	ND	ND	ND	ND	1,620	ND
	1/16/2020	ND	ND	ND	ND	443	ND	ND	ND	ND	ND	ND	1,800	ND
	2/13/2020	ND	ND	ND	ND	395	ND	ND	ND	ND	ND	ND	1,620	ND
	3/12/2020	12.4 J	ND	ND	ND	323	ND	ND	ND	ND	ND	7.1 J	1,390	ND
	4/16/2020	22.1	ND	ND	ND	411	ND	ND	ND	ND	ND	9.2 J	1,770	ND
	5/15/2020	17.5 J	ND	ND	ND	388	ND	ND	ND	ND	ND	9.2 J	1,670	ND
	6/10/2020	14.5 J	ND	ND	ND	346	ND	ND	ND	ND	ND	6.9 J	1,590	ND
	7/16/2020	18.3 J	ND	ND	ND	414	ND	ND	ND	ND	ND	9.2 J	1,790	ND
	8/13/2020	15.5 J	ND	ND	ND	360	ND	ND	ND	ND	ND	5.9 J	1,620	ND
	9/17/2020	18.5 J	ND	ND	ND	409	ND	ND	ND	ND	ND	8.6 J	1,950	ND
	10/15/2020	ND	ND	ND	ND	347	ND	ND	ND	ND	ND	ND	1,790	ND
	11/12/2020	3.8 J	ND	ND	ND	82.6	ND	ND	ND	5.8	11.3	2.1 J	416	ND
	1/14/2021	14.9 J	ND	ND	ND	283	ND	ND	ND	ND	ND	9.1 J	1,260	ND
	2/11/2021	22.1 J	ND	ND	ND	446	ND	ND	ND	ND	ND	8.9 J	1,560	ND
	3/11/2021	ND	ND	ND	ND	403	ND	ND	ND	ND	ND	ND	2,330	ND
	4/15/2021	14.6 J	ND	ND	ND	358	ND	ND	ND	ND	ND	8.1 J	1,440	ND
	5/13/2021	19.4 J	ND	ND	ND	403	ND	ND	ND	ND	ND	7.6 J	1,660	ND
	6/14/2021	ND	ND	ND	ND	342	ND	ND	ND	ND	ND	ND	1,450	ND
	7/20/2021	14.9 J	ND	ND	ND	348	ND	ND	ND	ND	ND	8.1 J	1,290	ND
	8/19/2021	15.3 ^d J	ND	ND	ND	419	ND	ND	ND	ND	ND	10.8 J	1,630	ND
	9/16/2021	16.7 J	ND	ND	ND	381	ND	ND	ND	ND	ND	9.1 J	1,670	ND
	10/14/2021	16.6 J	ND	ND	ND	325	ND	ND	ND	ND	ND	9.3 J	1,220	ND
	11/20/2021	15.6 J	ND	ND	ND	405	ND	ND	ND	ND	ND	6.6 J	1,460	ND
	12/16/2021	18.7 J	ND	ND	ND	386	ND	ND	ND	ND	ND	ND	1,620	ND
	12/28/2021	Ceased Groundwater Recovery for Treatment System Assessment and Repairs												
	2/8/2021	Ceased Groundwater Recovery for Treatment System Assessment and Repairs												
3/17/2022	17.9 J	ND	ND	ND	446	ND	ND	ND	ND	ND	8.2 J	1,830	ND	
4/14/2022	14.7 J	ND	ND	ND	377	ND	ND	ND	ND	ND	ND	1,520	ND	
5/12/2022	15.2 J	ND	ND	ND	345	ND	ND	ND	ND	ND	ND	1,300	ND	
6/21/2022	19.3	ND	ND	ND	355 ^e	ND	ND	ND	ND	ND	9.4	1,480 ^e	0.59 J	
Left Toe Drain	9/18/2009	ND	ND	ND	ND	659	ND	ND	ND	ND	ND	ND	4,720	22.9 J
	9/25/2009	ND	ND	ND	ND	651	ND	ND	ND	ND	ND	ND	6,610	18.9 J
	9/30/2009	4.5 J	ND	ND	ND	747	2.2 J	ND	ND	ND	ND	ND	5,420	28.2
	10/7/2009	ND	ND	ND	ND	621	ND	ND	ND	ND	ND	ND	4,120	31.8
	11/5/2009	ND	ND	ND	ND	781	ND	ND	ND	ND	ND	ND	5,170	22.4 J
	12/29/2009	ND	ND	ND	ND	583	ND	ND	ND	ND	ND	ND	4,840	13.3
	2/18/2010	ND	ND	ND	ND	306	ND	ND	ND	ND	ND	ND	2,330	5.2 J
	3/30/2010	ND	ND	ND	ND	284	ND	ND	ND	ND	ND	ND	2,430	ND
	4/26/2010	4.9 J	ND	ND	ND	280	2.1 J	ND	ND	ND	ND	ND	2,280	5.8
	5/27/2010	ND	ND	ND	ND	340	ND	ND	ND	ND	ND	ND	3,100	8.6
	6/22/2010	ND	ND	ND	ND	413	ND	ND	ND	ND	ND	ND	3,170	13.9 J
	7/23/2010	ND	ND	ND	ND	594	15.1 J	ND	ND	ND	ND	ND	4,520	15.3 J
	8/25/2010	ND	ND	ND	ND	642	ND	ND	ND	ND	ND	ND	4,760	17
	9/22/2010	ND	ND	ND	ND	715	ND	ND	ND	ND	ND	ND	4,620	21.3 J
	10/20/2010	4.7 J	ND	ND	ND	735	ND	ND	ND	ND	ND	ND	5,520	20.5
	11/2/2010	5.2 J	ND	ND	ND	605	ND	ND	ND	ND	ND	ND	4,220	20.2
	12/7/2010	4.2 J	ND	ND	ND	659	ND	ND	ND	ND	ND	ND	5,210	20.1
	1/6/2011	6.3 J	ND	ND	ND	808	ND	ND	ND	ND	ND	ND	6,200	26.2
	2/10/2011	6.8 J	ND	ND	ND	836	ND	ND	ND	ND	ND	ND	6,360	25.7
	3/16/2011	ND	ND	ND	NA	664	2.8 J	NA	NA	ND	NA	ND	5,700	25.6
	4/12/2011	5.3J	ND	ND	ND	599	2.6 J	ND	ND	ND	ND	ND	4,210	18.2
	5/19/2011	3.8 J	ND	ND	ND	613	3.7 J	ND	ND	ND	ND	ND	3,490	19.3
	6/16/2011	3.2 J	ND	ND	NA	515	2.2 J	NA	NA	ND	NA	ND	3,330 ^a	18
	7/14/2011	4.0 J	ND	ND	ND	595	2.2 J	ND	ND	ND	ND	ND	3,540	17.6
	8/11/2011	ND	ND	ND	ND	732	ND	ND	ND	ND	ND	ND	4,080	22
9/8/2011	5.8	ND	ND	ND	716	3.2 J	ND	ND	ND	ND	ND	4,070	34	
10/13/2011	ND	ND	ND	ND	820	ND	ND	ND	ND	ND	ND	5,550	38.1	

Appendix A Table 2
Groundwater Treatment Analytical Data
FPE Groundwater Treatment System
Edgefield, South Carolina



Location	Date	Volatile Organic Compounds												
		1,1-DCE (µg/L)	1,1-DCA (µg/L)	1,1,1-TCA (µg/L)	1,1,2-TCA (µg/L)	cis-1,2-DCE (µg/L)	trans-1,2-DCE (µg/L)	MEK (µg/L)	Acetone (µg/L)	Chloroform (µg/L)	Methylene Chloride (µg/L)	PCE (µg/L)	TCE (µg/L)	VC (µg/L)
Left Toe Drain (continued)	11/10/2011	8.4	ND	ND	ND	851	5.2	ND	ND	ND	ND	ND	5,370	38.5
	12/8/2011	9.5 J	ND	ND	ND	1,000	5.7 J	ND	ND	ND	ND	ND	7,510	53.5
	1/12/2012	6.4 J	ND	ND	ND	899	ND	ND	ND	ND	ND	ND	6,710	42.1
	2/9/2012	7.5	0.35 J	ND	ND	879 ^a	4.1	ND	ND	0.77 J	ND	ND	5,930 ^a	51.3
	3/15/2012	ND	ND	ND	ND	926	ND	ND	ND	ND	ND	ND	5,510	38.0 J
	4/12/2012	4.3 J	ND	ND	ND	826	ND	ND	ND	ND	ND	ND	5,100 ^a	38.6
	5/15/2012	ND	ND	ND	ND	792	ND	ND	ND	ND	ND	ND	4,570 ^a	30.9
	6/7/2012	ND	ND	ND	ND	738	ND	ND	ND	ND	ND	ND	4,240 ^a	30.4
	7/17/2012	ND	ND	ND	ND	773	ND	ND	ND	ND	ND	ND	3,900 ^a	31.4
	8/16/2012	4.2 J	ND	ND	ND	757	ND	ND	ND	ND	ND	ND	4,100 ^a	26
	9/13/2012	ND	ND	ND	ND	670	ND	ND	ND	ND	ND	ND	4,180	26.7
	10/11/2012	5.6 J	ND	ND	ND	662	ND	ND	ND	ND	ND	ND	4,170 ^a	24.1
	11/8/2012	ND	ND	ND	ND	429	4.7 J	ND	ND	ND	ND	ND	1,980	13.9
	12/6/2012	4.9 J	ND	ND	ND	645	ND	ND	ND	ND	ND	ND	4,030	22.2
	1/10/2013	ND	ND	ND	ND	723	ND	ND	ND	ND	ND	ND	4,850	30.3
	2/21/2013	6.5 J	ND	ND	ND	887	6.8 J	ND	ND	ND	ND	ND	6,290 ^a	32.3
	3/14/2013	5.9 J	ND	ND	ND	871	2.8 J	ND	ND	ND	ND	ND	4,690 ^a	38.6
	4/4/2013	ND	ND	ND	ND	772	ND	ND	ND	ND	ND	ND	4,560 ^a	22.8
	5/9/2013	ND	ND	ND	ND	516	ND	ND	ND	ND	ND	ND	3,160	19.6 J
	6/13/2013	ND	ND	ND	ND	444	ND	ND	ND	ND	ND	ND	2,800 ^a	15.6
	7/11/2013	ND	ND	ND	ND	319	ND	ND	ND	ND	ND	ND	1,750 ^a	9.6
	8/8/2013	ND	ND	ND	ND	371	ND	ND	ND	ND	ND	ND	1,860 ^a	12.3
	9/12/2013	1.9 J	ND	ND	ND	352	ND	ND	ND	ND	ND	ND	1,960 ^a	13.2
	10/10/2013	ND	ND	ND	ND	395	ND	ND	ND	ND	ND	ND	2,280	12.6 J
	11/14/2013	4.1 J	ND	ND	ND	557	ND	ND	ND	ND	ND	ND	3,440 ^a	21.7
	12/12/2013	4.5 J	ND	ND	ND	436	ND	ND	ND	ND	ND	ND	3,560 ^a	19.8
	1/16/2014	ND	ND	ND	ND	548	ND	ND	ND	ND	ND	ND	3,060	ND
	2/17/2014	ND	ND	ND	ND	438	ND	ND	ND	ND	ND	ND	2,750 ^a	16.3
	3/6/2014	ND	ND	ND	ND	249	ND	ND	ND	ND	ND	ND	2,120 ^a	12.3
	4/3/2014	ND	ND	ND	ND	207	ND	ND	ND	ND	ND	ND	1,200	ND
	5/8/2014	ND	ND	ND	ND	191	ND	ND	ND	ND	ND	ND	1,190	ND
	6/12/2014	ND	ND	ND	ND	242	ND	ND	ND	ND	ND	ND	1,410	ND
	7/10/2014	ND	ND	ND	ND	250	ND	ND	ND	ND	ND	ND	1,630 ^a	8.5
	8/14/2014	ND	ND	ND	ND	410	ND	ND	ND	ND	ND	ND	2,330 ^a	13.7
	9/11/2014	ND	ND	ND	ND	355	ND	ND	ND	ND	ND	ND	2,170 ^a	13.5
	10/9/2014	ND	ND	ND	ND	586	ND	ND	ND	ND	ND	ND	2,910 ^a	23.4
	11/13/2014	ND	ND	ND	ND	616	ND	ND	ND	ND	ND	ND	3,230	ND
	12/11/2014	4.3	ND	ND	ND	548 ^a	2.4	ND	ND	ND	ND	ND	3,040	26.8
	1/15/2015	ND	ND	ND	ND	519	ND	ND	ND	ND	ND	ND	3,900	ND
	2/12/2015	3.1	ND	ND	ND	420 ^a	1.7	ND	ND	ND	ND	ND	2,470 ^a	16.9
3/19/2015	ND	ND	ND	ND	388	ND	ND	ND	ND	ND	ND	2,380	ND	
4/16/2015	ND	ND	ND	ND	344	ND	ND	ND	ND	ND	ND	1,960	ND	
5/14/2015	ND	ND	ND	ND	273	ND	ND	ND	ND	ND	ND	1,690	15.8	
6/11/2015	ND	ND	ND	ND	300	ND	ND	ND	ND	ND	ND	1,680	ND	
7/1/2015	ND	ND	ND	ND	346	ND	ND	ND	ND	ND	ND	2,250 ^b	13.5	
8/13/2015	ND	ND	ND	ND	351	ND	ND	ND	ND	ND	ND	2,200	ND	
9/17/2015	ND	ND	ND	ND	494	ND	ND	ND	ND	ND	ND	2,360 ^b	ND	
10/15/2015	ND	ND	ND	ND	377	ND	ND	ND	ND	ND	ND	2,730	ND	
11/12/2015	3.6	ND	ND	ND	373	2.0	ND	ND	ND	ND	ND	2,660	18.6	
12/4/2015	ND	ND	ND	ND	386	ND	ND	ND	ND	ND	ND	2,910	ND	
1/14/2016	ND	ND	ND	ND	265	ND	ND	ND ^b	ND	ND	ND	1,950	ND	
2/11/2016	ND	ND	ND	ND	257	ND	ND	ND	ND	ND	ND	1,670	ND	
3/17/2016	ND	ND	ND	ND	235	ND	ND	ND	ND	ND	ND	1,460	ND	
4/14/2016	ND	ND	ND	ND	250	ND	ND	ND	ND	ND	ND	1,410	ND	
5/12/2016	ND	ND	ND	ND	216	ND	ND	ND	ND	ND	ND	1,530	ND	
6/16/2016	ND	ND	ND	ND	231	ND	ND	ND	ND	ND	ND	1,470	ND	
7/14/2016	ND	ND	ND	ND	259	ND	ND	ND	ND	ND	ND	1,620	ND	
8/11/2016	ND	ND	ND	ND	234	ND	ND	ND	ND	ND	ND	1,430	ND	
9/9/2016	ND	ND	ND	ND	198	ND	ND	ND	ND	ND	ND	1,140 ^b	10.7	
10/13/2016	ND	ND	ND	ND	210	ND	ND	ND	ND	ND	ND	1,350	ND	
11/17/2016	ND	ND	ND	ND	177	ND	ND	ND	ND	ND	ND	1,150 ^b	ND	

Appendix A Table 2
Groundwater Treatment Analytical Data
FPE Groundwater Treatment System
Edgefield, South Carolina



Location	Date	Volatile Organic Compounds												
		1,1-DCE (µg/L)	1,1-DCA (µg/L)	1,1,1-TCA (µg/L)	1,1,2-TCA (µg/L)	cis-1,2-DCE (µg/L)	trans-1,2-DCE (µg/L)	MEK (µg/L)	Acetone (µg/L)	Chloroform (µg/L)	Methylene Chloride (µg/L)	PCE (µg/L)	TCE (µg/L)	VC (µg/L)
Left Toe Drain (continued)	12/7/2016	ND	ND	ND	ND	197	ND	ND	ND	ND	ND	ND	1,480	ND
	1/12/2017	ND	ND	ND	ND	247	ND	ND	ND	ND	ND	ND	2,020	ND
	2/16/2017	ND	ND	ND	ND	217	ND	ND	ND	ND	ND	ND	1,600	ND
	3/12/2017	ND	ND	ND	ND	171	ND	ND	ND	ND	ND	ND	1,430	ND
	4/13/2017	ND	ND	ND	ND	138	ND	ND	ND	ND	ND	ND	1,220	ND
	5/11/2017	ND	ND	ND	ND	140	ND	ND	ND	ND	ND	ND	937b	ND
	6/15/2017	ND	ND	ND	ND	113	ND	ND	ND	ND	ND	ND	784	ND
	7/25/2017	ND	ND	ND	ND	127	ND	ND	ND	ND	ND	ND	736	ND
	8/17/2017	ND	ND	ND	ND	115	ND	ND	ND	ND	ND	ND	649	ND
	9/19/2017	ND	ND	ND	ND	120	ND	ND	ND	ND	ND	ND	616	ND
	10/12/2017	ND	ND	ND	ND	117	ND	ND	ND	ND	ND	ND	660	ND
	11/16/2017	ND	ND	ND	ND	100	ND	ND	ND	ND	ND	ND	522	ND
	12/14/2017	ND	ND	ND	ND	109	ND	ND	ND	ND	ND	ND	687	ND
	1/11/2018	ND	ND	ND	ND	120	ND	ND	ND	ND	ND	ND	669	ND
	2/15/2018	ND	ND	ND	ND	92.9	ND	ND	ND	ND	ND	ND	585	ND
	3/15/2018	ND	ND	ND	ND	72.9	ND	ND	ND	ND	ND	ND	441	ND
	4/12/2018	ND	ND	ND	ND	81.5	ND	ND	ND	ND	ND	ND	463	ND
	5/17/2018	ND	ND	ND	ND	58.8	ND	ND	ND	ND	ND	ND	341	ND
	6/14/2018	ND	ND	ND	ND	42.3	ND	ND	ND	ND	ND	ND	224	ND
	7/19/2018	ND	ND	ND	ND	48.1	ND	ND	ND	ND	ND	ND	194	1.4
	8/17/2018	ND	ND	ND	ND	115	ND	ND	ND	ND	ND	ND	649	ND
	9/13/2018	ND	ND	ND	ND	37.6	ND	ND	ND	ND	ND	ND	154	ND
	10/10/2018	ND	ND	ND	ND	38.1	ND	ND	ND	ND	ND	ND	158	1.6
	11/15/2018	ND	ND	ND	ND	37.5	ND	ND	ND	ND	ND	ND	154	1.4
	12/13/2018	ND	ND	ND	ND	37.1	ND	ND	ND	ND	ND	ND	219	ND
	1/17/2019	ND	ND	ND	ND	43.8	ND	ND	ND	ND	ND	ND	228	1.1
	2/14/2019	ND	ND	ND	ND	32.8	ND	ND	ND	ND	ND	ND	205	ND
	3/14/2019	ND	ND	ND	ND	41.8	ND	ND	ND	ND	ND	ND	202	1.0
	4/11/2019	ND	ND	ND	ND	29.8	ND	ND	ND	ND	ND	ND	182	ND
	5/16/2019	ND	ND	ND	ND	26.9	ND	ND	ND	ND	ND	ND	139	ND
	6/16/2019	ND	ND	ND	ND	19.5	ND	ND	ND	ND	ND	ND	108	ND
	7/11/2019	ND	ND	ND	ND	23.3	ND	ND	ND	ND	ND	ND	108	ND
	8/15/2019	ND	ND	ND	ND	23.9	ND	ND	ND	ND	ND	ND	114	ND
	9/15/2019	ND	ND	ND	ND	22.0	ND	ND	ND	ND	ND	ND	98	ND
	10/10/2019	ND	ND	ND	ND	30.3	ND	ND	ND	ND	ND	ND	121	2.2
	11/13/2019	ND	ND	ND	ND	38.3	ND	ND	50.8	ND	ND	ND	146	3.4
	12/12/2019	ND	ND	ND	ND	31.2	ND	ND	ND	ND	ND	ND	117	2.6
	1/16/2020	ND	ND	ND	ND	36.9	ND	ND	ND	ND	ND	ND	149	ND
	2/13/2020	ND	ND	ND	ND	42.6	ND	ND	ND	ND	ND	ND	168	2.5
	3/12/2020	ND	ND	ND	ND	33.1	ND	ND	ND	ND	ND	ND	126	2.2 J
4/16/2020	ND	ND	ND	ND	50.4	ND	ND	ND	ND	ND	ND	202	3.7 J	
5/15/2020	ND	ND	ND	ND	34.0	ND	ND	ND	ND	ND	ND	132	3.2	
6/10/2020	0.90 J	ND	ND	ND	36.9	ND	ND	ND	ND	ND	ND	113	3.4	
7/16/2020	0.81 J	ND	ND	ND	33.1 ^d	0.33 J	ND	ND	ND	ND	ND	74	1.8 ^d J	
8/13/2020	0.69 J	ND	ND	ND	41.1	ND	ND	ND	ND	ND	ND	81	3.9	
9/17/2020	0.74 J	ND	ND	ND	39.0	0.25 J	ND	ND	ND	ND	ND	83	5.4	
10/15/2020	0.58 J	ND	ND	ND	39.7	ND	ND	ND	ND	ND	ND	80	4.9 ^c	
11/12/2020	0.75 J	ND	ND	ND	45.7	0.23 J	ND	ND	ND	ND	ND	99	5.6	
12/16/2020	ND	ND	ND	ND	43.6	ND	ND	ND	ND	ND	ND	119	6.4	
1/14/2021	1.2 J	ND	ND	ND	47.8	ND	ND	ND	ND	ND	ND	159	5.7	
2/11/2021	1.5 J	ND	ND	ND	63.2	ND	ND	ND	ND	ND	ND	172	5.3	
3/11/2021	1.7 J	ND	ND	ND	57.9	ND	ND	ND	ND	ND	ND	184	5.2	
4/15/2021	1.3 J	ND	ND	ND	58.8	ND	ND	ND	ND	ND	ND	182	4.8	
5/13/2021	1.4 J	ND	ND	ND	56.6	ND	ND	ND	ND	ND	ND	188	4.6	
6/14/2021	ND	ND	ND	ND	57.9	ND	ND	ND	ND	ND	ND	156	4.4	
7/20/2021	0.75 J	ND	ND	ND	46.5	ND	ND	ND	ND	ND	ND	104	4.5	
8/19/2021	0.75 ^d J	ND	ND	ND	54.9	ND	ND	ND	ND	4.0 J	ND	116	7.2	
9/16/2021	0.92 J	ND	ND	ND	60.7	ND	ND	ND	ND	ND	ND	96.1 ^b	9	
10/14/2021	0.54 J	ND	ND	ND	48.7	ND	ND	ND	ND	ND	ND	83	4.3	
11/20/2021	0.52 J	ND	ND	ND	53.8	ND	ND	ND	ND	ND	ND	98	5.3	
12/16/2021	ND	ND	ND	ND	57.3	ND	ND	ND	ND	ND	ND	150 E	5.8	

Appendix A Table 2
Groundwater Treatment Analytical Data
FPE Groundwater Treatment System
Edgefield, South Carolina



Location	Date	Volatile Organic Compounds												
		1,1-DCE (µg/L)	1,1-DCA (µg/L)	1,1,1-TCA (µg/L)	1,1,2-TCA (µg/L)	cis-1,2-DCE (µg/L)	trans-1,2-DCE (µg/L)	MEK (µg/L)	Acetone (µg/L)	Chloroform (µg/L)	Methylene Chloride (µg/L)	PCE (µg/L)	TCE (µg/L)	VC (µg/L)
Left Toe Drain (continued)	12/28/2021	Ceased Groundwater Treatment and all Untreated Toe Drain Water Discharged Directly to ACPSA Outfall												
	2/8/2022	Ceased Groundwater Treatment and all Untreated Toe Drain Water Discharged Directly to ACPSA Outfall												
	3/17/2022	ND	ND	ND	ND	91	ND	ND	ND	ND	ND	ND	252	ND
	4/14/2022	1.1 J	ND	ND	ND	85.6	ND	ND	ND	ND	ND	ND	237	3.2
	5/12/2022	ND	ND	ND	ND	71	ND	ND	ND	ND	ND	ND	153	ND
	6/21/2022	0.59 J	ND	ND	ND	69.4	ND	ND	ND	ND	ND	117 ^e	5.7	
Right Toe Drain	9/18/2009	ND	ND	ND	ND	17.8	ND	ND	ND	ND	ND	ND	171	2
	12/29/2009	ND	ND	ND	ND	4.1	ND	ND	ND	ND	ND	ND	5	1.9
	2/18/2010	ND	ND	ND	ND	3.5	ND	ND	ND	ND	ND	ND	3	1.8
	3/30/2010	ND	ND	ND	ND	6.8	ND	ND	ND	ND	ND	ND	27	1.9
	4/26/2010	ND	ND	ND	ND	5.5	ND	ND	5.7 J	ND	ND	ND	12	1.9
	5/27/2010	ND	ND	ND	ND	7.9	ND	ND	3.6 J	ND	ND	ND	45	2.2
	6/22/2010	ND	ND	ND	ND	7.3	ND	ND	ND	ND	ND	ND	52	4
	7/23/2010	ND	ND	ND	ND	17.3	ND	ND	ND	ND	ND	ND	113	2.8
	8/25/2010	ND	ND	ND	ND	18.9	ND	ND	ND	ND	ND	ND	99	3.9
	9/22/2010	ND	ND	ND	ND	11.1	ND	ND	ND	ND	ND	ND	80	2.6
	10/20/2010	ND	ND	ND	ND	1.6	ND	ND	ND	ND	ND	ND	ND	2.3
	11/2/2010	ND	ND	ND	ND	1.1	ND	ND	ND	ND	ND	ND	0.34 J	1.9
	12/7/2010	ND	ND	ND	ND	2.5	ND	ND	ND	ND	ND	ND	3	2.6
	1/6/2011	ND	ND	ND	ND	3.8	ND	ND	ND	ND	ND	ND	16	2.1
	2/10/2011	ND	ND	ND	ND	5.9	ND	ND	ND	ND	ND	ND	28	2.1
	3/16/2011	ND	ND	ND	NA	4.9	ND	NA	NA	ND	NA	ND	4	2.6
	4/12/2011	ND	ND	ND	ND	6.1	ND	ND	ND	ND	ND	ND	19	2.5
	5/19/2011	ND	ND	ND	ND	3.2	ND	ND	15.5	ND	ND	ND	5	0.97 J
	6/16/2011	ND	ND	ND	NA	5.5	ND	NA	NA	ND	NA	ND	74	1.7
	7/14/2011	ND	ND	ND	ND	2.5 J	ND	ND	ND	ND	ND	ND	11	ND
	8/11/2011	ND	ND	ND	ND	4.1	ND	ND	18.4	ND	ND	ND	22	0.72 J
	9/8/2011	ND	ND	ND	ND	1.1	ND	ND	11.5	ND	ND	ND	0.38 J	ND
	10/13/2011	ND	ND	ND	ND	0.63 J	ND	ND	9.0 J	ND	ND	ND	0.42 J	0.79 J
	11/10/2011	ND	ND	ND	ND	14.4	ND	ND	8.7 J	ND	ND	ND	103	1.3
	12/8/2011	ND	ND	ND	ND	6.1	ND	ND	18	ND	ND	ND	38	2.3
	1/12/2012	ND	ND	ND	ND	7.2	ND	ND	ND	ND	ND	ND	21	2.5
	2/9/2012	ND	ND	ND	ND	4.4	ND	ND	10.8	ND	ND	ND	13	2.6
	3/15/2012	ND	ND	ND	ND	6.2	ND	ND	18.4	ND	ND	ND	14	4.5
	4/12/2012	ND	ND	ND	ND	6.2	ND	ND	ND	ND	ND	ND	32	3.3
	5/15/2012	ND	ND	ND	ND	6.1	ND	ND	ND	ND	ND	ND	30	2.4
	6/7/2012	ND	ND	ND	ND	6.9	ND	ND	25.5	ND	ND	ND	35	2.2
	7/17/2012	ND	ND	ND	ND	12.7	ND	ND	19.6	ND	ND	ND	79	0.81 J
	8/16/2012	ND	ND	ND	ND	2.8	ND	ND	25.3	ND	ND	ND	8	1.9
	9/13/2012	ND	ND	ND	ND	5.7	ND	ND	ND	ND	ND	ND	29	1.4
	10/11/2012	ND	ND	ND	ND	0.75 J	ND	ND	5.0 J	ND	ND	ND	7	0.52 J
	11/8/2012	ND	ND	ND	ND	4.8	ND	ND	4.6 J	ND	0.27 J	ND	27	0.66 J
	12/6/2012	ND	ND	ND	ND	5.1	ND	ND	ND	ND	ND	ND	31	1.1
	1/10/2013	0.28 J	ND	ND	ND	3.5	ND	ND	ND	ND	ND	ND	4	3.2
	2/21/2013	0.38 J	ND	ND	ND	7.3	ND	ND	ND	ND	ND	ND	18	2.8
	3/14/2013	0.52 J	ND	ND	ND	9.4	ND	ND	7.2 J	ND	ND	ND	18	4
4/4/2013	ND	ND	ND	ND	7.4	ND	ND	ND	ND	ND	ND	10	2.1	
5/9/2013	ND	ND	ND	ND	8.9	ND	ND	ND	ND	ND	ND	42	2.1	
6/13/2013	ND	ND	ND	ND	8.2	ND	ND	ND	ND	ND	ND	31	1.7	
7/11/2013	0.25 J	ND	ND	ND	10.3	ND	ND	ND	ND	ND	ND	47	2.4	
8/8/2013	ND	ND	ND	ND	8.5	ND	ND	34.8	ND	ND	ND	35	3.3	
9/12/2013	ND	ND	ND	ND	6.4	ND	ND	6.6 J	ND	ND	ND	17	3.4	
10/10/2013	ND	ND	ND	ND	1.7	ND	ND	17.9	ND	ND	ND	8	2.4	
11/14/2013	ND	ND	ND	ND	2.2	ND	ND	13.8	ND	ND	ND	9	4.1	
12/12/2013	0.47 J	ND	ND	ND	4.9	ND	ND	ND	ND	ND	ND	10	3.6	
1/16/2014	ND	ND	ND	ND	5.0	ND	ND	ND	ND	ND	ND	11	2.2	
2/17/2014	ND	ND	ND	ND	5.9	ND	ND	ND	ND	ND	ND	16	1.9	
3/6/2014	ND	ND	ND	ND	3.4	ND	ND	ND	ND	ND	ND	8	2.9	
4/3/2014	ND	ND	ND	ND	5.0	ND	ND	ND	ND	ND	ND	11	2.3	
5/8/2014	ND	ND	ND	ND	3.5	ND	ND	ND	ND	ND	ND	5	1.4	
6/12/2014	ND	ND	ND	ND	3.4	ND	ND	ND	ND	ND	ND	3	2.2	

Appendix A Table 2
Groundwater Treatment Analytical Data
FPE Groundwater Treatment System
Edgefield, South Carolina



Location	Date	Volatile Organic Compounds												
		1,1-DCE (µg/L)	1,1-DCA (µg/L)	1,1,1-TCA (µg/L)	1,1,2-TCA (µg/L)	cis-1,2-DCE (µg/L)	trans-1,2-DCE (µg/L)	MEK (µg/L)	Acetone (µg/L)	Chloroform (µg/L)	Methylene Chloride (µg/L)	PCE (µg/L)	TCE (µg/L)	VC (µg/L)
Right Toe Drain (continued)	7/10/2014	ND	ND	ND	ND	1.7	ND	ND	121	ND	ND	ND	2	1.5
	8/14/2014	ND	ND	ND	ND	2.2	ND	ND	ND	ND	ND	ND	10	2.8
	9/11/2014	ND	ND	ND	ND	2.3	ND	ND	ND	ND	ND	ND	34	1.4
	10/9/2014	ND	ND	ND	ND	2.1	ND	ND	ND	ND	ND	ND	16	3.4
	11/13/2014	ND	ND	ND	ND	2.1	ND	ND	ND	ND	ND	ND	12	3.8
	12/11/2014	ND	ND	ND	ND	3	ND	ND	ND	ND	ND	ND	5	4.3
	1/15/2015	ND	ND	ND	ND	3.5	ND	ND	ND	ND	ND	ND	9	1.6
	2/12/2015	ND	ND	ND	ND	7.6	ND	ND	ND	ND	ND	ND	92	1.9
	3/19/2015	ND	ND	ND	ND	4.7	ND	ND	ND	ND	ND	ND	20	2.6
	4/16/2015	ND	ND	ND	ND	4.2	ND	ND	ND	ND	ND	ND	35	1.8
	5/14/2015	ND	ND	ND	ND	3.1	ND	ND	ND	ND	ND	ND	12	2
	6/11/2015	ND	ND	ND	ND	4.3	ND	ND	ND	ND	ND	ND	51	1.4
	7/1/2015	ND	ND	ND	ND	4.9	ND	ND	ND	ND	ND	ND	72	ND
	8/13/2015	ND	ND	ND	ND	2.8	ND	ND	ND	ND	ND	ND	39	ND
	9/17/2015	ND	ND	ND	ND	1.8	ND	ND	ND	ND	ND	ND	14	ND
	10/15/2015	ND	ND	ND	ND	3.2	ND	ND	ND	ND	ND	ND	11	1.6
	11/12/2015	ND	ND	ND	ND	4.9	ND	ND	ND	ND	ND	ND	50	ND
	12/4/2015	ND	ND	ND	ND	5.8	ND	ND	ND	ND	ND	ND	70	2.7
	1/14/2016	ND	ND	ND	ND	4.3	ND	ND	ND _b	ND	ND	ND	53	1.6
	2/11/2016	ND	ND	ND	ND	4.6	ND	ND	ND	ND	ND	ND	45	1.6
	3/17/2016	ND	ND	ND	ND	4.9	ND	ND	ND	ND	ND	ND	27	2.2
	4/14/2016	ND	ND	ND	ND	5.6	ND	ND	ND	ND	ND	ND	31	2.0
	5/12/2016	ND	ND	ND	ND	4.4	ND	ND	ND	ND	ND	ND	29	2.8
	6/16/2016	ND	ND	ND	ND	3.2	ND	ND	ND	ND	ND	ND	32	1.4
	7/14/2016	ND	ND	ND	ND	1.1	ND	ND	ND	ND	ND	ND	5	ND
	8/11/2016	ND	ND	ND	ND	3.3	ND	ND	ND	ND	ND	ND	50	1.5
	9/9/2016	ND	ND	ND	ND	ND	ND	ND	ND	ND	ND	ND	2	ND
	10/13/2016	ND	ND	ND	ND	3.1	ND	ND	ND	ND	ND	ND	15	1.1
	11/17/2016	ND	ND	ND	ND	4.1	ND	ND	ND	ND	ND	ND	17	ND
	12/7/2016	ND	ND	ND	ND	1.2	ND	ND	ND	ND	ND	ND	4	1.6
	1/12/2017	ND	ND	ND	ND	6.5	ND	ND	ND	ND	ND	ND	25	ND
	2/16/2017	ND	ND	ND	ND	6.8	ND	ND	ND	ND	ND	ND	12	1.7
	3/12/2017	ND	ND	ND	ND	10.3	ND	ND	ND	ND	ND	ND	14	2.3
	4/13/2017	ND	ND	ND	ND	5.9	ND	ND	ND	ND	ND	ND	14	2.0
	5/11/2017	ND	ND	ND	ND	4.9	ND	ND	ND	ND	ND	ND	19	ND
	6/15/2017	ND	ND	ND	ND	2.3	ND	ND	ND	ND	ND	ND	11	ND
	7/25/2017	ND	ND	ND	ND	4.0	ND	ND	ND	ND	ND	ND	25	ND
	8/16/2017	ND	ND	ND	ND	2.4	ND	ND	ND	ND	ND	ND	14	ND
	9/19/2017	ND	ND	ND	ND	2.8	ND	ND	ND	ND	ND	ND	14	ND
	10/12/2017	ND	ND	ND	ND	3.4	ND	ND	ND	ND	ND	ND	21	ND
11/16/2017	ND	ND	ND	ND	2.4	ND	ND	ND	ND	ND	ND	11	ND	
12/14/2017	ND	ND	ND	ND	2.1	ND	ND	ND	ND	ND	ND	4	ND	
1/11/2018	ND	ND	ND	ND	3.2	ND	ND	ND	ND	ND	ND	7	ND	
2/15/2018	ND	ND	ND	ND	6.2	ND	ND	ND	ND	ND	ND	24	ND	
3/15/2018	ND	ND	ND	ND	2.7	ND	ND	ND	ND	ND	ND	4	ND	
4/12/2018	ND	ND	ND	ND	3	ND	ND	ND	ND	ND	ND	18	ND	
5/17/2018	ND	ND	ND	ND	3.6	ND	ND	ND	ND	ND	ND	12	ND	
6/14/2018	ND	ND	ND	ND	1.2	ND	ND	ND	ND	ND	ND	5	ND	
7/19/2018	ND	ND	ND	ND	ND	ND	ND	ND	ND	ND	ND	4	ND	
8/17/2018	ND	ND	ND	ND	2.4	ND	ND	ND	ND	ND	ND	14	ND	
9/13/2018	ND	ND	ND	ND	1.8	ND	ND	ND	ND	ND	ND	10	ND	
10/10/2018	ND	ND	ND	ND	1.1	ND	ND	ND	ND	ND	ND	4	ND	
11/15/2018	ND	ND	ND	ND	1.6	ND	ND	ND	ND	ND	ND	ND	ND	
12/13/2018	ND	ND	ND	ND	1.6	ND	ND	ND	ND	ND	ND	ND	ND	
1/17/2019	ND	ND	ND	ND	1.3	ND	ND	ND	ND	ND	ND	ND	1.1	
2/14/2019	ND	ND	ND	ND	1.2	ND	ND	ND	ND	ND	ND	1	ND	
3/14/2019	ND	ND	ND	ND	2.1	ND	ND	ND	ND	ND	ND	2	1.2	
4/11/2019	ND	ND	ND	ND	1.8	ND	ND	ND	ND	ND	ND	2	1.3	
5/16/2019	ND	ND	ND	ND	1.2	ND	ND	ND	ND	ND	ND	4	ND	
6/16/2019	ND	ND	ND	ND	ND	ND	ND	ND	ND	ND	ND	2	ND	
7/11/2019	ND	ND	ND	ND	ND	ND	ND	ND	ND	ND	ND	1	ND	

Appendix A Table 2
Groundwater Treatment Analytical Data
FPE Groundwater Treatment System
Edgefield, South Carolina



Location	Date	Volatile Organic Compounds												
		1,1-DCE (µg/L)	1,1-DCA (µg/L)	1,1,1-TCA (µg/L)	1,1,2-TCA (µg/L)	cis-1,2-DCE (µg/L)	trans-1,2-DCE (µg/L)	MEK (µg/L)	Acetone (µg/L)	Chloroform (µg/L)	Methylene Chloride (µg/L)	PCE (µg/L)	TCE (µg/L)	VC (µg/L)
Right Toe Drain (continued)	8/15/2019	ND	ND	ND	ND	ND	ND	ND	ND	ND	ND	ND	2	ND
	9/12/2019	ND	ND	ND	ND	ND	ND	ND	ND	ND	ND	ND	ND	ND
	10/10/2019	ND	ND	ND	ND	ND	ND	ND	ND	ND	ND	ND	ND	ND
	11/13/2019	ND	ND	ND	ND	ND	ND	ND	ND	ND	ND	ND	ND	ND
	12/12/2019	ND	ND	ND	ND	ND	ND	ND	ND	ND	ND	ND	ND	ND
	1/16/2020	ND	ND	ND	ND	1.6	ND	ND	ND	ND	ND	ND	ND	ND
	2/13/2020	ND	ND	ND	ND	2.5	ND	ND	ND	ND	ND	ND	4	ND
	3/14/2020	ND	ND	ND	ND	1.7	ND	ND	ND	ND	ND	ND	3	0.79 J
	4/16/2020	ND	ND	ND	ND	1.6 J	ND	ND	ND	ND	ND	ND	3	0.73 J
	5/15/2020	ND	ND	ND	ND	0.63 J	ND	ND	ND	ND	ND	ND	1	ND
	6/10/2020	ND	ND	ND	ND	1.0	ND	ND	ND	ND	ND	ND	1	0.64 J
	7/16/2020	ND	ND	ND	ND	1.4 J	ND	ND	ND	ND	ND	ND	2	0.96 J
	8/13/2020	ND	ND	ND	ND	ND	ND	ND	ND	ND	ND	ND	2	ND
	9/17/2020	ND	ND	ND	ND	ND	ND	ND	ND	ND	ND	ND	ND	0.53 J
	10/15/2020	ND	ND	ND	ND	0.41 J	ND	ND	ND	ND	ND	ND	1	ND
	11/12/2020	ND	ND	ND	ND	1.4 J	ND	ND	ND	ND	ND	ND	2	ND
	12/16/2020	ND	ND	ND	ND	ND	ND	ND	ND	ND	ND	ND	ND	0.68 J
	1/14/2021	ND	ND	ND	ND	ND	ND	ND	ND	ND	ND	ND	ND	0.65 J
	2/11/2021	ND	ND	ND	ND	2.2	ND	ND	ND	ND	ND	ND	4	1.0
	3/11/2021	ND	ND	ND	ND	0.69 J	ND	ND	ND	ND	ND	ND	0.37 J	0.89 J
	4/15/2021	ND	ND	ND	ND	1.7	ND	ND	ND	ND	ND	ND	3	1.3
	5/13/2021	ND	ND	ND	ND	ND	ND	ND	ND	ND	ND	ND	ND	0.42 J
	6/14/2021	ND	ND	ND	ND	1.3	ND	ND	14.6 J	ND	ND	ND	4	ND
	7/20/2021	ND	ND	ND	ND	1.6	ND	ND	ND	ND	ND	ND	3	0.69 J
	8/19/2021	ND	ND	ND	ND	3.2	ND	ND	ND	ND	ND	ND	6	1.2
	9/16/2021	ND	ND	ND	ND	2.7	ND	ND	ND	ND	ND	ND	7	ND
	10/14/2021	ND	ND	ND	ND	1.7	ND	ND	ND	ND	ND	ND	3	0.48 J
	11/20/2021	ND	ND	ND	ND	ND	ND	ND	ND	ND	ND	ND	0.38 J	ND
12/16/2021	ND	ND	ND	ND	1.2	ND	ND	11.5 J	ND	ND	ND	2.0	ND	
12/28/2021	Ceased Groundwater Treatment and all Untreated Toe Drain Water Discharged Directly to ACPSA Outfall													
2/8/2022	Ceased Groundwater Treatment and all Untreated Toe Drain Water Discharged Directly to ACPSA Outfall													
3/17/2022	ND	ND	ND	ND	4.2	ND	ND	ND	ND	ND	ND	7.6	0.55 J	
4/14/2022	ND	ND	ND	ND	1	ND	ND	ND	ND	ND	ND	1.6	0.69 J	
5/12/2022	ND	ND	ND	ND	ND	ND	ND	ND	ND	ND	ND	1.5	ND	
6/21/2022	ND	ND	ND	ND	ND	ND	ND	ND	ND	ND	ND	2.6	ND	

Appendix A Table 2
Groundwater Treatment Analytical Data
FPE Groundwater Treatment System
Edgefield, South Carolina



Location	Date	Volatile Organic Compounds											
		1,1-DCE (µg/L)	1,1-DCA (µg/L)	1,1,1- TCA (µg/L)	1,1,2- TCA (µg/L)	cis-1,2- DCE (µg/L)	trans- 1,2-DCE (µg/L)	MEK (µg/L)	Acetone (µg/L)	Chloroform (µg/L)	Methylene Chloride (µg/L)	PCE (µg/L)	TCE (µg/L)

Notes

J - Estimated Value

NA - Not Analyzed

ND - Not Detected

DCA - Dichloroethane

DCE - Dichloroethene

MEK - Methyl Ethyl Ketone (2-butanone)

PCE - Tetrachloroethene

TCA - Trichloroethane

TCE - Trichloroethene

VC - Vinyl Chloride

b- Indicates analyte found in associated method blank

^a Run #2

* Suspect result, believed to be erroneous

** Recovery well EW-11 not sampled due to pump/motor/piping failure

¹ It is believed that sample labels for EW-2 and EW-4 were inadvertently switched for samples collected on 7/23/10. Data have been corrected in this table.

² It is believed that sample labels for EW-2 and EW-4 were inadvertently switched for samples collected on 8/25/10. Data have been corrected in this table.

All constituent units are micrograms/liter (µg/L).

Only those compounds that were detected in at least one sample above the practical quantitation limit are shown.

Bold values for effluent sampling results indicate those above South Carolina Maximum Contaminant Levels (SC R.61-58.5). Suspect results are not bolded.

^p (pH=3) Sample pH did not satisfy field preservation criteria

Appendix B

**Surface-Water and Groundwater Quality Analytical Data Report –
April 2022**

The results set forth herein are provided by SGS North America Inc.

e-Hardcopy 2.0
Automated Report

Technical Report for

ARCADIS Geraghty & Miller

FPE; Edgefield, SC

30067293.2.2

SGS Job Number: FA94920

Sampling Dates: 04/12/22 - 04/13/22



Report to:

ARCADIS Geraghty & Miller

jbeckner@arcadis-us.com

ATTN: Jeff Beckner

Total number of pages in report: 99



Test results contained within this data package meet the requirements of the National Environmental Laboratory Accreditation Program and/or state specific certification programs as applicable.

Norm Farmer
Technical Director

Client Service contact: Evita Martinez 407-425-6700

Certifications: FL(E83510), LA(03051), KS(E-10327), NC(573), NJ(FL002), NY(12022), SC(96038001)
DoD ELAP(ANAB L2229), AZ(AZ0806), CA(2937), TX(T104704404), PA(68-03573), VA(460177),
AL, AK, AR, CT, IA, KY, MA, MI, MS, ND, NH, NV, OK, OR, IL, UT, VT, WA, WI, WV

This report shall not be reproduced, except in its entirety, without the written approval of SGS.

Test results relate only to samples analyzed.

Table of Contents

-1-

Section 1: Sample Summary	4
Section 2: Summary of Hits	8
Section 3: Sample Results	13
3.1: FA94920-1: UPSTREAM	14
3.2: FA94920-2: STAR RD	16
3.3: FA94920-3: MIDPOINT	18
3.4: FA94920-4: DDPD10	20
3.5: FA94920-5: DDPC	22
3.6: FA94920-6: DUP-4	24
3.7: FA94920-7: STA-3	26
3.8: FA94920-8: STA-5	28
3.9: FA94920-9: STA-7	30
3.10: FA94920-10: STA-8	32
3.11: FA94920-11: STA-13	34
3.12: FA94920-12: TRIP BLANK	36
3.13: FA94920-13: LBMW-102	38
3.14: FA94920-14: PMW-2	40
3.15: FA94920-15: PMW-4	42
3.16: FA94920-16: PSMW-4	44
3.17: FA94920-17: PSMW-5	46
3.18: FA94920-18: AMW-2	48
3.19: FA94920-19: AMW-3	50
3.20: FA94920-20: RTB-6	52
3.21: FA94920-21: DUP-1	54
3.22: FA94920-22: AMW-5	56
3.23: FA94920-23: MW-17	58
3.24: FA94920-24: DUP-3	60
3.25: FA94920-25: MW-53	62
3.26: FA94920-26: MW-28	64
3.27: FA94920-27: SMMW-11	66
3.28: FA94920-28: B-1SF	68
3.29: FA94920-29: SMMW-12	70
3.30: FA94920-30: SMMW-2	72
3.31: FA94920-31: SMMW-3	74
3.32: FA94920-32: SMMW-7	76
3.33: FA94920-33: SMMW-9	78
3.34: FA94920-34: SMMW-4	80
3.35: FA94920-35: DUP-2	82
3.36: FA94920-36: SMMW-6	84
3.37: FA94920-37: B-4SF	86
3.38: FA94920-38: MW-52	88
3.39: FA94920-39: MW-25	90

Table of Contents

-2-

3.40: FA94920-40: MW-54	92
Section 4: Misc. Forms	94
4.1: Chain of Custody	95



Sample Summary

ARCADIS Geraghty & Miller

Job No: FA94920

FPE; Edgefield, SC

Project No: 30067293.2.2

Sample Number	Collected Date	Time By	Matrix Received	Code Type	Client Sample ID
---------------	----------------	---------	-----------------	-----------	------------------

This report contains results reported as ND = Not detected. The following applies:

Organics ND = Not detected above the MDL

FA94920-1	04/13/22	10:20	RRJO	04/15/22	AQ	Water	UPSTREAM
FA94920-2	04/13/22	10:30	RRJO	04/15/22	AQ	Water	STAR RD
FA94920-3	04/13/22	10:45	RRJO	04/15/22	AQ	Water	MIDPOINT
FA94920-4	04/13/22	10:55	RRJO	04/15/22	AQ	Water	DDPD10
FA94920-5	04/13/22	11:05	RRJO	04/15/22	AQ	Water	DDPC
FA94920-6	04/13/22	00:00	RRJO	04/15/22	AQ	Water	DUP-4
FA94920-7	04/13/22	12:40	RRJO	04/15/22	AQ	Water	STA-3
FA94920-8	04/13/22	12:50	RRJO	04/15/22	AQ	Water	STA-5
FA94920-9	04/13/22	13:00	RRJO	04/15/22	AQ	Water	STA-7
FA94920-10	04/13/22	13:10	RRJO	04/15/22	AQ	Water	STA-8
FA94920-11	04/13/22	13:25	RRJO	04/15/22	AQ	Water	STA-13
FA94920-12	04/12/22	00:00	RRJO	04/15/22	AQ	Trip Blank Water	TRIP BLANK

Sample Summary

(continued)

ARCADIS Geraghty & Miller

Job No: FA94920

FPE; Edgefield, SC

Project No: 30067293.2.2

Sample Number	Collected		Matrix Code	Received	Type	Client Sample ID
	Date	Time By				
FA94920-13	04/12/22	08:15 RRJO	AQ	04/15/22	Water	LBMW-102
FA94920-14	04/12/22	08:55 RRJO	AQ	04/15/22	Water	PMW-2
FA94920-15	04/12/22	09:35 RRJO	AQ	04/15/22	Water	PMW-4
FA94920-16	04/12/22	10:15 RRJO	AQ	04/15/22	Water	PSMW-4
FA94920-17	04/12/22	10:55 RRJO	AQ	04/15/22	Water	PSMW-5
FA94920-18	04/12/22	12:15 RRJO	AQ	04/15/22	Water	AMW-2
FA94920-19	04/12/22	12:55 RRJO	AQ	04/15/22	Water	AMW-3
FA94920-20	04/12/22	13:35 RRJO	AQ	04/15/22	Water	RTB-6
FA94920-21	04/12/22	00:00 RRJO	AQ	04/15/22	Water	DUP-1
FA94920-22	04/12/22	14:15 RRJO	AQ	04/15/22	Water	AMW-5
FA94920-23	04/13/22	07:35 RRJO	AQ	04/15/22	Water	MW-17
FA94920-24	04/13/22	00:00 RRJO	AQ	04/15/22	Water	DUP-3
FA94920-25	04/13/22	08:25 RRJO	AQ	04/15/22	Water	MW-53



Sample Summary

(continued)

ARCADIS Geraghty & Miller

Job No: FA94920

FPE; Edgefield, SC

Project No: 30067293.2.2

Sample Number	Collected		Matrix Received	Code	Type	Client Sample ID
	Date	Time By				
FA94920-26	04/13/22	09:10 RRJO	04/15/22	AQ	Water	MW-28
FA94920-27	04/12/22	08:10 RRJO	04/15/22	AQ	Water	SMMW-11
FA94920-28	04/12/22	08:50 RRJO	04/15/22	AQ	Water	B-1SF
FA94920-29	04/12/22	09:35 RRJO	04/15/22	AQ	Water	SMMW-12
FA94920-30	04/12/22	10:15 RRJO	04/15/22	AQ	Water	SMMW-2
FA94920-31	04/12/22	11:00 RRJO	04/15/22	AQ	Water	SMMW-3
FA94920-32	04/12/22	12:05 RRJO	04/15/22	AQ	Water	SMMW-7
FA94920-33	04/12/22	12:45 RRJO	04/15/22	AQ	Water	SMMW-9
FA94920-34	04/12/22	13:30 RRJO	04/15/22	AQ	Water	SMMW-4
FA94920-35	04/12/22	00:00 RRJO	04/15/22	AQ	Water	DUP-2
FA94920-36	04/12/22	14:15 RRJO	04/15/22	AQ	Water	SMMW-6
FA94920-37	04/12/22	15:00 RRJO	04/15/22	AQ	Water	B-4SF
FA94920-38	04/13/22	08:00 RRJO	04/15/22	AQ	Water	MW-52



Sample Summary

(continued)

ARCADIS Geraghty & Miller

Job No: FA94920

FPE; Edgefield, SC
Project No: 30067293.2.2

Sample Number	Collected Date	Time By	Received	Matrix Code	Type	Client Sample ID
FA94920-39	04/13/22	08:45	RRJO	04/15/22	AQ Water	MW-25
FA94920-40	04/13/22	09:30	RRJO	04/15/22	AQ Water	MW-54

Summary of Hits

Job Number: FA94920
Account: ARCADIS Geraghty & Miller
Project: FPE; Edgefield, SC
Collected: 04/12/22 thru 04/13/22

Lab Sample ID	Client Sample ID	Result/ Qual	RL	MDL	Units	Method
---------------	------------------	-----------------	----	-----	-------	--------

FA94920-1 **UPSTREAM**

No hits reported in this sample.

FA94920-2 **STAR RD**

No hits reported in this sample.

FA94920-3 **MIDPOINT**

No hits reported in this sample.

FA94920-4 **DDPD10**

No hits reported in this sample.

FA94920-5 **DDPC**

No hits reported in this sample.

FA94920-6 **DUP-4**

No hits reported in this sample.

FA94920-7 **STA-3**

No hits reported in this sample.

FA94920-8 **STA-5**

No hits reported in this sample.

FA94920-9 **STA-7**

No hits reported in this sample.

FA94920-10 **STA-8**

No hits reported in this sample.

FA94920-11 **STA-13**

No hits reported in this sample.

Summary of Hits

Job Number: FA94920
Account: ARCADIS Geraghty & Miller
Project: FPE; Edgefield, SC
Collected: 04/12/22 thru 04/13/22

Lab Sample ID	Client Sample ID	Result/ Qual	RL	MDL	Units	Method
---------------	------------------	-----------------	----	-----	-------	--------

FA94920-12 TRIP BLANK

No hits reported in this sample.

FA94920-13 LBMW-102

Carbon Disulfide	0.67 J	2.0	0.53	ug/l	SW846 8260D
cis-1,2-Dichloroethylene	3.0	1.0	0.28	ug/l	SW846 8260D
Trichloroethylene	0.65 J	1.0	0.35	ug/l	SW846 8260D
Vinyl Chloride	3.1	1.0	0.41	ug/l	SW846 8260D

FA94920-14 PMW-2

1,1-Dichloroethane	0.38 J	1.0	0.34	ug/l	SW846 8260D
cis-1,2-Dichloroethylene	1.3	1.0	0.28	ug/l	SW846 8260D
Trichloroethylene	45.7	1.0	0.35	ug/l	SW846 8260D

FA94920-15 PMW-4

cis-1,2-Dichloroethylene	14.8	1.0	0.28	ug/l	SW846 8260D
Trichloroethylene	60.4	1.0	0.35	ug/l	SW846 8260D

FA94920-16 PSMW-4

Trichloroethylene	3.4	1.0	0.35	ug/l	SW846 8260D
-------------------	-----	-----	------	------	-------------

FA94920-17 PSMW-5

cis-1,2-Dichloroethylene	103	10	2.8	ug/l	SW846 8260D
Trichloroethylene	683	10	3.5	ug/l	SW846 8260D

FA94920-18 AMW-2

Trichloroethylene	2.3	1.0	0.35	ug/l	SW846 8260D
-------------------	-----	-----	------	------	-------------

FA94920-19 AMW-3

cis-1,2-Dichloroethylene	10.1	2.5	0.69	ug/l	SW846 8260D
Trichloroethylene	194	2.5	0.86	ug/l	SW846 8260D

FA94920-20 RTB-6

1,1-Dichloroethylene	19.4 J	25	8.1	ug/l	SW846 8260D
cis-1,2-Dichloroethylene	186	25	6.9	ug/l	SW846 8260D
Trichloroethylene	1070	25	8.6	ug/l	SW846 8260D

Summary of Hits

Job Number: FA94920
Account: ARCADIS Geraghty & Miller
Project: FPE; Edgefield, SC
Collected: 04/12/22 thru 04/13/22

2

Lab Sample ID Analyte	Client Sample ID	Result/ Qual	RL	MDL	Units	Method
Vinyl Chloride		88.8	25	10	ug/l	SW846 8260D
FA94920-21 DUP-1						
1,1-Dichloroethylene		29.2	1.0	0.32	ug/l	SW846 8260D
cis-1,2-Dichloroethylene		181	50	14	ug/l	SW846 8260D
trans-1,2-Dichloroethylene		3.3	1.0	0.22	ug/l	SW846 8260D
Trichloroethylene		1050	50	17	ug/l	SW846 8260D
Vinyl Chloride		75.2	50	20	ug/l	SW846 8260D
FA94920-22 AMW-5						
1,1-Dichloroethane		2.3	1.0	0.34	ug/l	SW846 8260D
1,1-Dichloroethylene		0.97 J	1.0	0.32	ug/l	SW846 8260D
cis-1,2-Dichloroethylene		2.4	1.0	0.28	ug/l	SW846 8260D
Trichloroethylene		9.7	1.0	0.35	ug/l	SW846 8260D
Vinyl Chloride		10.8	1.0	0.41	ug/l	SW846 8260D
FA94920-23 MW-17						
cis-1,2-Dichloroethylene		10.6	10	2.8	ug/l	SW846 8260D
Tetrachloroethylene		30.0	10	2.2	ug/l	SW846 8260D
Trichloroethylene		878	10	3.5	ug/l	SW846 8260D
FA94920-24 DUP-3						
Chloroform		1.1	1.0	0.30	ug/l	SW846 8260D
1,1-Dichloroethylene		20.6	1.0	0.32	ug/l	SW846 8260D
cis-1,2-Dichloroethylene		13.0	1.0	0.28	ug/l	SW846 8260D
Freon 113		0.92 J	1.0	0.48	ug/l	SW846 8260D
Tetrachloroethylene		45.3	1.0	0.22	ug/l	SW846 8260D
1,1,1-Trichloroethane		1.1	1.0	0.25	ug/l	SW846 8260D
Trichloroethylene		919	25	8.6	ug/l	SW846 8260D
FA94920-25 MW-53						
Chloroform		0.56 J	1.0	0.30	ug/l	SW846 8260D
1,1-Dichloroethane		0.51 J	1.0	0.34	ug/l	SW846 8260D
1,1-Dichloroethylene		18.1	1.0	0.32	ug/l	SW846 8260D
Trichloroethylene		4.1	1.0	0.35	ug/l	SW846 8260D
FA94920-26 MW-28						
1,1-Dichloroethylene		10.6	10	3.2	ug/l	SW846 8260D
cis-1,2-Dichloroethylene		3.5 J	10	2.8	ug/l	SW846 8260D

Summary of Hits

Job Number: FA94920
Account: ARCADIS Geraghty & Miller
Project: FPE; Edgefield, SC
Collected: 04/12/22 thru 04/13/22

Lab Sample ID	Client Sample ID	Result/ Analyte	RL	MDL	Units	Method
		Tetrachloroethylene	22.0	10	2.2	ug/l SW846 8260D
		Trichloroethylene	483	10	3.5	ug/l SW846 8260D
FA94920-27		SMMW-11				
		1,1-Dichloroethane	0.45 J	1.0	0.34	ug/l SW846 8260D
		1,1-Dichloroethylene	0.42 J	1.0	0.32	ug/l SW846 8260D
		cis-1,2-Dichloroethylene	47.7	1.0	0.28	ug/l SW846 8260D
		Trichloroethylene	8.9	1.0	0.35	ug/l SW846 8260D
		Vinyl Chloride	5.9	1.0	0.41	ug/l SW846 8260D
FA94920-28		B-1SF				
		cis-1,2-Dichloroethylene	934	100	28	ug/l SW846 8260D
		Trichloroethylene	5080	100	35	ug/l SW846 8260D
FA94920-29		SMMW-12				
		1,1-Dichloroethylene	1.3	1.0	0.32	ug/l SW846 8260D
		cis-1,2-Dichloroethylene	152	25	6.9	ug/l SW846 8260D
		trans-1,2-Dichloroethylene	1.4	1.0	0.22	ug/l SW846 8260D
		Trichloroethylene	730	25	8.6	ug/l SW846 8260D
FA94920-30		SMMW-2				
		cis-1,2-Dichloroethylene	9.7 J	10	2.8	ug/l SW846 8260D
		Trichloroethylene	70.8	10	3.5	ug/l SW846 8260D
FA94920-31		SMMW-3				
		1,1-Dichloroethylene	2.0 J	5.0	1.6	ug/l SW846 8260D
		cis-1,2-Dichloroethylene	50.5	5.0	1.4	ug/l SW846 8260D
		Trichloroethylene	307	5.0	1.7	ug/l SW846 8260D
FA94920-32		SMMW-7				
		cis-1,2-Dichloroethylene	3680	200	55	ug/l SW846 8260D
		Trichloroethylene	7930	200	69	ug/l SW846 8260D
FA94920-33		SMMW-9				
		cis-1,2-Dichloroethylene	2050	200	55	ug/l SW846 8260D
		Trichloroethylene	14000	200	69	ug/l SW846 8260D

Summary of Hits

Job Number: FA94920
Account: ARCADIS Geraghty & Miller
Project: FPE; Edgefield, SC
Collected: 04/12/22 thru 04/13/22

Lab Sample ID	Client Sample ID	Result/ Analyte	RL	MDL	Units	Method
FA94920-34		SMMW-4				
		cis-1,2-Dichloroethylene	550	50	14	ug/l SW846 8260D
		Trichloroethylene	4900	50	17	ug/l SW846 8260D
FA94920-35		DUP-2				
		cis-1,2-Dichloroethylene	536	50	14	ug/l SW846 8260D
		trans-1,2-Dichloroethylene	13.8 J	50	11	ug/l SW846 8260D
		Trichloroethylene	4830	50	17	ug/l SW846 8260D
FA94920-36		SMMW-6				
		Chloroform	9.3 J	25	7.5	ug/l SW846 8260D
		cis-1,2-Dichloroethylene	64.8	25	6.9	ug/l SW846 8260D
		Trichloroethylene	704	25	8.6	ug/l SW846 8260D
FA94920-37		B-4SF				
		cis-1,2-Dichloroethylene	85.5	20	5.5	ug/l SW846 8260D
		Trichloroethylene	969	20	6.9	ug/l SW846 8260D
FA94920-38		MW-52				
		cis-1,2-Dichloroethylene	263	5.0	1.4	ug/l SW846 8260D
		trans-1,2-Dichloroethylene	2.4 J	5.0	1.1	ug/l SW846 8260D
		Methylene Chloride	10.2 J	25	10	ug/l SW846 8260D
		Trichloroethylene ^a	1320	20	6.9	ug/l SW846 8260D
FA94920-39		MW-25				
		cis-1,2-Dichloroethylene	1130	100	28	ug/l SW846 8260D
		Trichloroethylene ^b	5970	100	35	ug/l SW846 8260D
FA94920-40		MW-54				
		1,1-Dichloroethylene	20.4 J	25	8.1	ug/l SW846 8260D
		cis-1,2-Dichloroethylene	127	25	6.9	ug/l SW846 8260D
		Tetrachloroethylene	47.0	25	5.4	ug/l SW846 8260D
		Trichloroethylene	1230	25	8.6	ug/l SW846 8260D

(a) Sample vial(s) contained bubbles greater than 6mm.

(b) Suspected carry-over.

Sample Results

Report of Analysis

Report of Analysis

Client Sample ID: UPSTREAM		Date Sampled: 04/13/22
Lab Sample ID: FA94920-1		Date Received: 04/15/22
Matrix: AQ - Water		Percent Solids: n/a
Method: SW846 8260D		
Project: FPE; Edgefield, SC		

Run #1	File ID	DF	Analyzed	By	Prep Date	Prep Batch	Analytical Batch
Run #1	O67770.D	1	04/27/22 03:00	CF	n/a	n/a	VO2686
Run #2							

Run #1	Purge Volume
Run #1	5.0 ml
Run #2	

VOA TCL List (SOM02.0)

CAS No.	Compound	Result	RL	MDL	Units	Q
67-64-1	Acetone	ND	25	10	ug/l	
71-43-2	Benzene	ND	1.0	0.31	ug/l	
74-97-5	Bromochloromethane	ND	1.0	0.45	ug/l	
75-27-4	Bromodichloromethane	ND	1.0	0.24	ug/l	
75-25-2	Bromoform	ND	1.0	0.41	ug/l	
78-93-3	2-Butanone (MEK)	ND	5.0	2.0	ug/l	
75-15-0	Carbon Disulfide ^a	ND	2.0	0.53	ug/l	
56-23-5	Carbon Tetrachloride	ND	1.0	0.36	ug/l	
108-90-7	Chlorobenzene	ND	1.0	0.20	ug/l	
75-00-3	Chloroethane	ND	2.0	0.67	ug/l	
67-66-3	Chloroform	ND	1.0	0.30	ug/l	
110-82-7	Cyclohexane ^a	ND	1.0	0.39	ug/l	
124-48-1	Dibromochloromethane	ND	1.0	0.28	ug/l	
96-12-8	1,2-Dibromo-3-chloropropane	ND	5.0	1.0	ug/l	
106-93-4	1,2-Dibromoethane	ND	2.0	0.28	ug/l	
75-71-8	Dichlorodifluoromethane	ND	2.0	0.50	ug/l	
95-50-1	1,2-Dichlorobenzene	ND	1.0	0.32	ug/l	
541-73-1	1,3-Dichlorobenzene	ND	1.0	0.22	ug/l	
106-46-7	1,4-Dichlorobenzene	ND	1.0	0.26	ug/l	
75-34-3	1,1-Dichloroethane	ND	1.0	0.34	ug/l	
107-06-2	1,2-Dichloroethane	ND	1.0	0.31	ug/l	
75-35-4	1,1-Dichloroethylene ^a	ND	1.0	0.32	ug/l	
156-59-2	cis-1,2-Dichloroethylene	ND	1.0	0.28	ug/l	
156-60-5	trans-1,2-Dichloroethylene	ND	1.0	0.22	ug/l	
78-87-5	1,2-Dichloropropane	ND	1.0	0.43	ug/l	
10061-01-5	cis-1,3-Dichloropropene	ND	1.0	0.29	ug/l	
10061-02-6	trans-1,3-Dichloropropene	ND	1.0	0.21	ug/l	
100-41-4	Ethylbenzene	ND	1.0	0.36	ug/l	
76-13-1	Freon 113 ^a	ND	1.0	0.48	ug/l	
591-78-6	2-Hexanone	ND	10	2.0	ug/l	
98-82-8	Isopropylbenzene	ND	1.0	0.22	ug/l	
79-20-9	Methyl Acetate	ND	20	5.0	ug/l	

ND = Not detected MDL = Method Detection Limit

RL = Reporting Limit

E = Indicates value exceeds calibration range

J = Indicates an estimated value

B = Indicates analyte found in associated method blank

N = Indicates presumptive evidence of a compound

Report of Analysis

Client Sample ID: UPSTREAM	
Lab Sample ID: FA94920-1	Date Sampled: 04/13/22
Matrix: AQ - Water	Date Received: 04/15/22
Method: SW846 8260D	Percent Solids: n/a
Project: FPE; Edgefield, SC	

VOA TCL List (SOM02.0)

CAS No.	Compound	Result	RL	MDL	Units	Q
74-83-9	Methyl Bromide	ND	5.0	2.0	ug/l	
74-87-3	Methyl Chloride	ND	2.0	0.50	ug/l	
108-87-2	Methylcyclohexane ^a	ND	1.0	0.44	ug/l	
75-09-2	Methylene Chloride	ND	5.0	2.0	ug/l	
108-10-1	4-Methyl-2-pentanone (MIBK)	ND	5.0	1.0	ug/l	
1634-04-4	Methyl Tert Butyl Ether	ND	1.0	0.23	ug/l	
100-42-5	Styrene	ND	1.0	0.22	ug/l	
79-34-5	1,1,2,2-Tetrachloroethane	ND	1.0	0.30	ug/l	
127-18-4	Tetrachloroethylene	ND	1.0	0.22	ug/l	
108-88-3	Toluene	ND	1.0	0.30	ug/l	
87-61-6	1,2,3-Trichlorobenzene	ND	2.0	0.61	ug/l	
120-82-1	1,2,4-Trichlorobenzene	ND	2.0	0.50	ug/l	
71-55-6	1,1,1-Trichloroethane	ND	1.0	0.25	ug/l	
79-00-5	1,1,2-Trichloroethane	ND	1.0	0.47	ug/l	
79-01-6	Trichloroethylene	ND	1.0	0.35	ug/l	
75-69-4	Trichlorofluoromethane	ND	2.0	0.50	ug/l	
75-01-4	Vinyl Chloride	ND	1.0	0.41	ug/l	
	m,p-Xylene	ND	2.0	0.47	ug/l	
95-47-6	o-Xylene	ND	1.0	0.26	ug/l	

CAS No.	Surrogate Recoveries	Run# 1	Run# 2	Limits
1868-53-7	Dibromofluoromethane	102%		83-118%
17060-07-0	1,2-Dichloroethane-D4	101%		79-125%
2037-26-5	Toluene-D8	101%		85-112%
460-00-4	4-Bromofluorobenzene	102%		83-118%

(a) Associated CCV outside control limits low.

ND = Not detected MDL = Method Detection Limit
 RL = Reporting Limit
 E = Indicates value exceeds calibration range

J = Indicates an estimated value
 B = Indicates analyte found in associated method blank
 N = Indicates presumptive evidence of a compound

Report of Analysis

Client Sample ID: STAR RD		Date Sampled: 04/13/22
Lab Sample ID: FA94920-2		Date Received: 04/15/22
Matrix: AQ - Water		Percent Solids: n/a
Method: SW846 8260D		
Project: FPE; Edgefield, SC		

Run #1	File ID	DF	Analyzed	By	Prep Date	Prep Batch	Analytical Batch
Run #1	O67771.D	1	04/27/22 03:25	CF	n/a	n/a	VO2686
Run #2							

Run #1	Purge Volume
Run #1	5.0 ml
Run #2	

VOA TCL List (SOM02.0)

CAS No.	Compound	Result	RL	MDL	Units	Q
67-64-1	Acetone	ND	25	10	ug/l	
71-43-2	Benzene	ND	1.0	0.31	ug/l	
74-97-5	Bromochloromethane	ND	1.0	0.45	ug/l	
75-27-4	Bromodichloromethane	ND	1.0	0.24	ug/l	
75-25-2	Bromoform	ND	1.0	0.41	ug/l	
78-93-3	2-Butanone (MEK)	ND	5.0	2.0	ug/l	
75-15-0	Carbon Disulfide ^a	ND	2.0	0.53	ug/l	
56-23-5	Carbon Tetrachloride	ND	1.0	0.36	ug/l	
108-90-7	Chlorobenzene	ND	1.0	0.20	ug/l	
75-00-3	Chloroethane	ND	2.0	0.67	ug/l	
67-66-3	Chloroform	ND	1.0	0.30	ug/l	
110-82-7	Cyclohexane ^a	ND	1.0	0.39	ug/l	
124-48-1	Dibromochloromethane	ND	1.0	0.28	ug/l	
96-12-8	1,2-Dibromo-3-chloropropane	ND	5.0	1.0	ug/l	
106-93-4	1,2-Dibromoethane	ND	2.0	0.28	ug/l	
75-71-8	Dichlorodifluoromethane	ND	2.0	0.50	ug/l	
95-50-1	1,2-Dichlorobenzene	ND	1.0	0.32	ug/l	
541-73-1	1,3-Dichlorobenzene	ND	1.0	0.22	ug/l	
106-46-7	1,4-Dichlorobenzene	ND	1.0	0.26	ug/l	
75-34-3	1,1-Dichloroethane	ND	1.0	0.34	ug/l	
107-06-2	1,2-Dichloroethane	ND	1.0	0.31	ug/l	
75-35-4	1,1-Dichloroethylene ^a	ND	1.0	0.32	ug/l	
156-59-2	cis-1,2-Dichloroethylene	ND	1.0	0.28	ug/l	
156-60-5	trans-1,2-Dichloroethylene	ND	1.0	0.22	ug/l	
78-87-5	1,2-Dichloropropane	ND	1.0	0.43	ug/l	
10061-01-5	cis-1,3-Dichloropropene	ND	1.0	0.29	ug/l	
10061-02-6	trans-1,3-Dichloropropene	ND	1.0	0.21	ug/l	
100-41-4	Ethylbenzene	ND	1.0	0.36	ug/l	
76-13-1	Freon 113 ^a	ND	1.0	0.48	ug/l	
591-78-6	2-Hexanone	ND	10	2.0	ug/l	
98-82-8	Isopropylbenzene	ND	1.0	0.22	ug/l	
79-20-9	Methyl Acetate	ND	20	5.0	ug/l	

ND = Not detected MDL = Method Detection Limit

RL = Reporting Limit

E = Indicates value exceeds calibration range

J = Indicates an estimated value

B = Indicates analyte found in associated method blank

N = Indicates presumptive evidence of a compound

Report of Analysis

Client Sample ID: STAR RD	
Lab Sample ID: FA94920-2	Date Sampled: 04/13/22
Matrix: AQ - Water	Date Received: 04/15/22
Method: SW846 8260D	Percent Solids: n/a
Project: FPE; Edgefield, SC	

VOA TCL List (SOM02.0)

CAS No.	Compound	Result	RL	MDL	Units	Q
74-83-9	Methyl Bromide	ND	5.0	2.0	ug/l	
74-87-3	Methyl Chloride	ND	2.0	0.50	ug/l	
108-87-2	Methylcyclohexane ^a	ND	1.0	0.44	ug/l	
75-09-2	Methylene Chloride	ND	5.0	2.0	ug/l	
108-10-1	4-Methyl-2-pentanone (MIBK)	ND	5.0	1.0	ug/l	
1634-04-4	Methyl Tert Butyl Ether	ND	1.0	0.23	ug/l	
100-42-5	Styrene	ND	1.0	0.22	ug/l	
79-34-5	1,1,2,2-Tetrachloroethane	ND	1.0	0.30	ug/l	
127-18-4	Tetrachloroethylene	ND	1.0	0.22	ug/l	
108-88-3	Toluene	ND	1.0	0.30	ug/l	
87-61-6	1,2,3-Trichlorobenzene	ND	2.0	0.61	ug/l	
120-82-1	1,2,4-Trichlorobenzene	ND	2.0	0.50	ug/l	
71-55-6	1,1,1-Trichloroethane	ND	1.0	0.25	ug/l	
79-00-5	1,1,2-Trichloroethane	ND	1.0	0.47	ug/l	
79-01-6	Trichloroethylene	ND	1.0	0.35	ug/l	
75-69-4	Trichlorofluoromethane	ND	2.0	0.50	ug/l	
75-01-4	Vinyl Chloride	ND	1.0	0.41	ug/l	
	m,p-Xylene	ND	2.0	0.47	ug/l	
95-47-6	o-Xylene	ND	1.0	0.26	ug/l	

CAS No.	Surrogate Recoveries	Run# 1	Run# 2	Limits
1868-53-7	Dibromofluoromethane	103%		83-118%
17060-07-0	1,2-Dichloroethane-D4	101%		79-125%
2037-26-5	Toluene-D8	101%		85-112%
460-00-4	4-Bromofluorobenzene	101%		83-118%

(a) Associated CCV outside control limits low.

ND = Not detected MDL = Method Detection Limit
 RL = Reporting Limit
 E = Indicates value exceeds calibration range

J = Indicates an estimated value
 B = Indicates analyte found in associated method blank
 N = Indicates presumptive evidence of a compound

Report of Analysis

Client Sample ID: MIDPOINT		Date Sampled: 04/13/22
Lab Sample ID: FA94920-3		Date Received: 04/15/22
Matrix: AQ - Water		Percent Solids: n/a
Method: SW846 8260D		
Project: FPE; Edgefield, SC		

Run #1	File ID	DF	Analyzed	By	Prep Date	Prep Batch	Analytical Batch
Run #1	O67772.D	1	04/27/22 03:49	CF	n/a	n/a	VO2686
Run #2							

Run #1	Purge Volume
Run #1	5.0 ml
Run #2	

VOA TCL List (SOM02.0)

CAS No.	Compound	Result	RL	MDL	Units	Q
67-64-1	Acetone	ND	25	10	ug/l	
71-43-2	Benzene	ND	1.0	0.31	ug/l	
74-97-5	Bromochloromethane	ND	1.0	0.45	ug/l	
75-27-4	Bromodichloromethane	ND	1.0	0.24	ug/l	
75-25-2	Bromoform	ND	1.0	0.41	ug/l	
78-93-3	2-Butanone (MEK)	ND	5.0	2.0	ug/l	
75-15-0	Carbon Disulfide ^a	ND	2.0	0.53	ug/l	
56-23-5	Carbon Tetrachloride	ND	1.0	0.36	ug/l	
108-90-7	Chlorobenzene	ND	1.0	0.20	ug/l	
75-00-3	Chloroethane	ND	2.0	0.67	ug/l	
67-66-3	Chloroform	ND	1.0	0.30	ug/l	
110-82-7	Cyclohexane ^a	ND	1.0	0.39	ug/l	
124-48-1	Dibromochloromethane	ND	1.0	0.28	ug/l	
96-12-8	1,2-Dibromo-3-chloropropane	ND	5.0	1.0	ug/l	
106-93-4	1,2-Dibromoethane	ND	2.0	0.28	ug/l	
75-71-8	Dichlorodifluoromethane	ND	2.0	0.50	ug/l	
95-50-1	1,2-Dichlorobenzene	ND	1.0	0.32	ug/l	
541-73-1	1,3-Dichlorobenzene	ND	1.0	0.22	ug/l	
106-46-7	1,4-Dichlorobenzene	ND	1.0	0.26	ug/l	
75-34-3	1,1-Dichloroethane	ND	1.0	0.34	ug/l	
107-06-2	1,2-Dichloroethane	ND	1.0	0.31	ug/l	
75-35-4	1,1-Dichloroethylene ^a	ND	1.0	0.32	ug/l	
156-59-2	cis-1,2-Dichloroethylene	ND	1.0	0.28	ug/l	
156-60-5	trans-1,2-Dichloroethylene	ND	1.0	0.22	ug/l	
78-87-5	1,2-Dichloropropane	ND	1.0	0.43	ug/l	
10061-01-5	cis-1,3-Dichloropropene	ND	1.0	0.29	ug/l	
10061-02-6	trans-1,3-Dichloropropene	ND	1.0	0.21	ug/l	
100-41-4	Ethylbenzene	ND	1.0	0.36	ug/l	
76-13-1	Freon 113 ^a	ND	1.0	0.48	ug/l	
591-78-6	2-Hexanone	ND	10	2.0	ug/l	
98-82-8	Isopropylbenzene	ND	1.0	0.22	ug/l	
79-20-9	Methyl Acetate	ND	20	5.0	ug/l	

ND = Not detected MDL = Method Detection Limit

RL = Reporting Limit

E = Indicates value exceeds calibration range

J = Indicates an estimated value

B = Indicates analyte found in associated method blank

N = Indicates presumptive evidence of a compound

Report of Analysis

Client Sample ID: MIDPOINT	
Lab Sample ID: FA94920-3	Date Sampled: 04/13/22
Matrix: AQ - Water	Date Received: 04/15/22
Method: SW846 8260D	Percent Solids: n/a
Project: FPE; Edgefield, SC	

VOA TCL List (SOM02.0)

CAS No.	Compound	Result	RL	MDL	Units	Q
74-83-9	Methyl Bromide	ND	5.0	2.0	ug/l	
74-87-3	Methyl Chloride	ND	2.0	0.50	ug/l	
108-87-2	Methylcyclohexane ^a	ND	1.0	0.44	ug/l	
75-09-2	Methylene Chloride	ND	5.0	2.0	ug/l	
108-10-1	4-Methyl-2-pentanone (MIBK)	ND	5.0	1.0	ug/l	
1634-04-4	Methyl Tert Butyl Ether	ND	1.0	0.23	ug/l	
100-42-5	Styrene	ND	1.0	0.22	ug/l	
79-34-5	1,1,2,2-Tetrachloroethane	ND	1.0	0.30	ug/l	
127-18-4	Tetrachloroethylene	ND	1.0	0.22	ug/l	
108-88-3	Toluene	ND	1.0	0.30	ug/l	
87-61-6	1,2,3-Trichlorobenzene	ND	2.0	0.61	ug/l	
120-82-1	1,2,4-Trichlorobenzene	ND	2.0	0.50	ug/l	
71-55-6	1,1,1-Trichloroethane	ND	1.0	0.25	ug/l	
79-00-5	1,1,2-Trichloroethane	ND	1.0	0.47	ug/l	
79-01-6	Trichloroethylene	ND	1.0	0.35	ug/l	
75-69-4	Trichlorofluoromethane	ND	2.0	0.50	ug/l	
75-01-4	Vinyl Chloride	ND	1.0	0.41	ug/l	
	m,p-Xylene	ND	2.0	0.47	ug/l	
95-47-6	o-Xylene	ND	1.0	0.26	ug/l	

CAS No.	Surrogate Recoveries	Run# 1	Run# 2	Limits
1868-53-7	Dibromofluoromethane	105%		83-118%
17060-07-0	1,2-Dichloroethane-D4	104%		79-125%
2037-26-5	Toluene-D8	99%		85-112%
460-00-4	4-Bromofluorobenzene	101%		83-118%

(a) Associated CCV outside control limits low.

ND = Not detected MDL = Method Detection Limit
 RL = Reporting Limit
 E = Indicates value exceeds calibration range

J = Indicates an estimated value
 B = Indicates analyte found in associated method blank
 N = Indicates presumptive evidence of a compound

Report of Analysis

Client Sample ID: DDPD10		Date Sampled: 04/13/22
Lab Sample ID: FA94920-4		Date Received: 04/15/22
Matrix: AQ - Water		Percent Solids: n/a
Method: SW846 8260D		
Project: FPE; Edgefield, SC		

Run #1	File ID	DF	Analyzed	By	Prep Date	Prep Batch	Analytical Batch
Run #1	O67773.D	1	04/27/22 04:14	CF	n/a	n/a	VO2686
Run #2							

Run #1	Purge Volume
Run #1	5.0 ml
Run #2	

VOA TCL List (SOM02.0)

CAS No.	Compound	Result	RL	MDL	Units	Q
67-64-1	Acetone	ND	25	10	ug/l	
71-43-2	Benzene	ND	1.0	0.31	ug/l	
74-97-5	Bromochloromethane	ND	1.0	0.45	ug/l	
75-27-4	Bromodichloromethane	ND	1.0	0.24	ug/l	
75-25-2	Bromoform	ND	1.0	0.41	ug/l	
78-93-3	2-Butanone (MEK)	ND	5.0	2.0	ug/l	
75-15-0	Carbon Disulfide ^a	ND	2.0	0.53	ug/l	
56-23-5	Carbon Tetrachloride	ND	1.0	0.36	ug/l	
108-90-7	Chlorobenzene	ND	1.0	0.20	ug/l	
75-00-3	Chloroethane	ND	2.0	0.67	ug/l	
67-66-3	Chloroform	ND	1.0	0.30	ug/l	
110-82-7	Cyclohexane ^a	ND	1.0	0.39	ug/l	
124-48-1	Dibromochloromethane	ND	1.0	0.28	ug/l	
96-12-8	1,2-Dibromo-3-chloropropane	ND	5.0	1.0	ug/l	
106-93-4	1,2-Dibromoethane	ND	2.0	0.28	ug/l	
75-71-8	Dichlorodifluoromethane	ND	2.0	0.50	ug/l	
95-50-1	1,2-Dichlorobenzene	ND	1.0	0.32	ug/l	
541-73-1	1,3-Dichlorobenzene	ND	1.0	0.22	ug/l	
106-46-7	1,4-Dichlorobenzene	ND	1.0	0.26	ug/l	
75-34-3	1,1-Dichloroethane	ND	1.0	0.34	ug/l	
107-06-2	1,2-Dichloroethane	ND	1.0	0.31	ug/l	
75-35-4	1,1-Dichloroethylene ^a	ND	1.0	0.32	ug/l	
156-59-2	cis-1,2-Dichloroethylene	ND	1.0	0.28	ug/l	
156-60-5	trans-1,2-Dichloroethylene	ND	1.0	0.22	ug/l	
78-87-5	1,2-Dichloropropane	ND	1.0	0.43	ug/l	
10061-01-5	cis-1,3-Dichloropropene	ND	1.0	0.29	ug/l	
10061-02-6	trans-1,3-Dichloropropene	ND	1.0	0.21	ug/l	
100-41-4	Ethylbenzene	ND	1.0	0.36	ug/l	
76-13-1	Freon 113 ^a	ND	1.0	0.48	ug/l	
591-78-6	2-Hexanone	ND	10	2.0	ug/l	
98-82-8	Isopropylbenzene	ND	1.0	0.22	ug/l	
79-20-9	Methyl Acetate	ND	20	5.0	ug/l	

ND = Not detected MDL = Method Detection Limit

J = Indicates an estimated value

RL = Reporting Limit

B = Indicates analyte found in associated method blank

E = Indicates value exceeds calibration range

N = Indicates presumptive evidence of a compound

Report of Analysis

Client Sample ID: DDPD10	
Lab Sample ID: FA94920-4	Date Sampled: 04/13/22
Matrix: AQ - Water	Date Received: 04/15/22
Method: SW846 8260D	Percent Solids: n/a
Project: FPE; Edgefield, SC	

VOA TCL List (SOM02.0)

CAS No.	Compound	Result	RL	MDL	Units	Q
74-83-9	Methyl Bromide	ND	5.0	2.0	ug/l	
74-87-3	Methyl Chloride	ND	2.0	0.50	ug/l	
108-87-2	Methylcyclohexane ^a	ND	1.0	0.44	ug/l	
75-09-2	Methylene Chloride	ND	5.0	2.0	ug/l	
108-10-1	4-Methyl-2-pentanone (MIBK)	ND	5.0	1.0	ug/l	
1634-04-4	Methyl Tert Butyl Ether	ND	1.0	0.23	ug/l	
100-42-5	Styrene	ND	1.0	0.22	ug/l	
79-34-5	1,1,2,2-Tetrachloroethane	ND	1.0	0.30	ug/l	
127-18-4	Tetrachloroethylene	ND	1.0	0.22	ug/l	
108-88-3	Toluene	ND	1.0	0.30	ug/l	
87-61-6	1,2,3-Trichlorobenzene	ND	2.0	0.61	ug/l	
120-82-1	1,2,4-Trichlorobenzene	ND	2.0	0.50	ug/l	
71-55-6	1,1,1-Trichloroethane	ND	1.0	0.25	ug/l	
79-00-5	1,1,2-Trichloroethane	ND	1.0	0.47	ug/l	
79-01-6	Trichloroethylene	ND	1.0	0.35	ug/l	
75-69-4	Trichlorofluoromethane	ND	2.0	0.50	ug/l	
75-01-4	Vinyl Chloride	ND	1.0	0.41	ug/l	
	m,p-Xylene	ND	2.0	0.47	ug/l	
95-47-6	o-Xylene	ND	1.0	0.26	ug/l	

CAS No.	Surrogate Recoveries	Run# 1	Run# 2	Limits
1868-53-7	Dibromofluoromethane	104%		83-118%
17060-07-0	1,2-Dichloroethane-D4	103%		79-125%
2037-26-5	Toluene-D8	100%		85-112%
460-00-4	4-Bromofluorobenzene	100%		83-118%

(a) Associated CCV outside control limits low.

ND = Not detected MDL = Method Detection Limit
 RL = Reporting Limit
 E = Indicates value exceeds calibration range

J = Indicates an estimated value
 B = Indicates analyte found in associated method blank
 N = Indicates presumptive evidence of a compound

Report of Analysis

Client Sample ID: DDPC		Date Sampled: 04/13/22
Lab Sample ID: FA94920-5		Date Received: 04/15/22
Matrix: AQ - Water		Percent Solids: n/a
Method: SW846 8260D		
Project: FPE; Edgefield, SC		

Run #1	File ID	DF	Analyzed	By	Prep Date	Prep Batch	Analytical Batch
Run #1	O67774.D	1	04/27/22 04:39	CF	n/a	n/a	VO2686
Run #2							

Run #1	Purge Volume
Run #1	5.0 ml
Run #2	

VOA TCL List (SOM02.0)

CAS No.	Compound	Result	RL	MDL	Units	Q
67-64-1	Acetone	ND	25	10	ug/l	
71-43-2	Benzene	ND	1.0	0.31	ug/l	
74-97-5	Bromochloromethane	ND	1.0	0.45	ug/l	
75-27-4	Bromodichloromethane	ND	1.0	0.24	ug/l	
75-25-2	Bromoform	ND	1.0	0.41	ug/l	
78-93-3	2-Butanone (MEK)	ND	5.0	2.0	ug/l	
75-15-0	Carbon Disulfide ^a	ND	2.0	0.53	ug/l	
56-23-5	Carbon Tetrachloride	ND	1.0	0.36	ug/l	
108-90-7	Chlorobenzene	ND	1.0	0.20	ug/l	
75-00-3	Chloroethane	ND	2.0	0.67	ug/l	
67-66-3	Chloroform	ND	1.0	0.30	ug/l	
110-82-7	Cyclohexane ^a	ND	1.0	0.39	ug/l	
124-48-1	Dibromochloromethane	ND	1.0	0.28	ug/l	
96-12-8	1,2-Dibromo-3-chloropropane	ND	5.0	1.0	ug/l	
106-93-4	1,2-Dibromoethane	ND	2.0	0.28	ug/l	
75-71-8	Dichlorodifluoromethane	ND	2.0	0.50	ug/l	
95-50-1	1,2-Dichlorobenzene	ND	1.0	0.32	ug/l	
541-73-1	1,3-Dichlorobenzene	ND	1.0	0.22	ug/l	
106-46-7	1,4-Dichlorobenzene	ND	1.0	0.26	ug/l	
75-34-3	1,1-Dichloroethane	ND	1.0	0.34	ug/l	
107-06-2	1,2-Dichloroethane	ND	1.0	0.31	ug/l	
75-35-4	1,1-Dichloroethylene ^a	ND	1.0	0.32	ug/l	
156-59-2	cis-1,2-Dichloroethylene	ND	1.0	0.28	ug/l	
156-60-5	trans-1,2-Dichloroethylene	ND	1.0	0.22	ug/l	
78-87-5	1,2-Dichloropropane	ND	1.0	0.43	ug/l	
10061-01-5	cis-1,3-Dichloropropene	ND	1.0	0.29	ug/l	
10061-02-6	trans-1,3-Dichloropropene	ND	1.0	0.21	ug/l	
100-41-4	Ethylbenzene	ND	1.0	0.36	ug/l	
76-13-1	Freon 113 ^a	ND	1.0	0.48	ug/l	
591-78-6	2-Hexanone	ND	10	2.0	ug/l	
98-82-8	Isopropylbenzene	ND	1.0	0.22	ug/l	
79-20-9	Methyl Acetate	ND	20	5.0	ug/l	

ND = Not detected MDL = Method Detection Limit

RL = Reporting Limit

E = Indicates value exceeds calibration range

J = Indicates an estimated value

B = Indicates analyte found in associated method blank

N = Indicates presumptive evidence of a compound

Report of Analysis

Client Sample ID: DDPC	
Lab Sample ID: FA94920-5	Date Sampled: 04/13/22
Matrix: AQ - Water	Date Received: 04/15/22
Method: SW846 8260D	Percent Solids: n/a
Project: FPE; Edgefield, SC	

VOA TCL List (SOM02.0)

CAS No.	Compound	Result	RL	MDL	Units	Q
74-83-9	Methyl Bromide	ND	5.0	2.0	ug/l	
74-87-3	Methyl Chloride	ND	2.0	0.50	ug/l	
108-87-2	Methylcyclohexane ^a	ND	1.0	0.44	ug/l	
75-09-2	Methylene Chloride	ND	5.0	2.0	ug/l	
108-10-1	4-Methyl-2-pentanone (MIBK)	ND	5.0	1.0	ug/l	
1634-04-4	Methyl Tert Butyl Ether	ND	1.0	0.23	ug/l	
100-42-5	Styrene	ND	1.0	0.22	ug/l	
79-34-5	1,1,2,2-Tetrachloroethane	ND	1.0	0.30	ug/l	
127-18-4	Tetrachloroethylene	ND	1.0	0.22	ug/l	
108-88-3	Toluene	ND	1.0	0.30	ug/l	
87-61-6	1,2,3-Trichlorobenzene	ND	2.0	0.61	ug/l	
120-82-1	1,2,4-Trichlorobenzene	ND	2.0	0.50	ug/l	
71-55-6	1,1,1-Trichloroethane	ND	1.0	0.25	ug/l	
79-00-5	1,1,2-Trichloroethane	ND	1.0	0.47	ug/l	
79-01-6	Trichloroethylene	ND	1.0	0.35	ug/l	
75-69-4	Trichlorofluoromethane	ND	2.0	0.50	ug/l	
75-01-4	Vinyl Chloride	ND	1.0	0.41	ug/l	
	m,p-Xylene	ND	2.0	0.47	ug/l	
95-47-6	o-Xylene	ND	1.0	0.26	ug/l	

CAS No.	Surrogate Recoveries	Run# 1	Run# 2	Limits
1868-53-7	Dibromofluoromethane	104%		83-118%
17060-07-0	1,2-Dichloroethane-D4	100%		79-125%
2037-26-5	Toluene-D8	101%		85-112%
460-00-4	4-Bromofluorobenzene	102%		83-118%

(a) Associated CCV outside control limits low.

ND = Not detected MDL = Method Detection Limit
 RL = Reporting Limit
 E = Indicates value exceeds calibration range

J = Indicates an estimated value
 B = Indicates analyte found in associated method blank
 N = Indicates presumptive evidence of a compound

Report of Analysis

Client Sample ID: DUP-4		Date Sampled: 04/13/22
Lab Sample ID: FA94920-6		Date Received: 04/15/22
Matrix: AQ - Water		Percent Solids: n/a
Method: SW846 8260D		
Project: FPE; Edgefield, SC		

Run #1	File ID	DF	Analyzed	By	Prep Date	Prep Batch	Analytical Batch
Run #1	O67775.D	1	04/27/22 05:04	CF	n/a	n/a	VO2686
Run #2							

Run #1	Purge Volume
Run #1	5.0 ml
Run #2	

VOA TCL List (SOM02.0)

CAS No.	Compound	Result	RL	MDL	Units	Q
67-64-1	Acetone	ND	25	10	ug/l	
71-43-2	Benzene	ND	1.0	0.31	ug/l	
74-97-5	Bromochloromethane	ND	1.0	0.45	ug/l	
75-27-4	Bromodichloromethane	ND	1.0	0.24	ug/l	
75-25-2	Bromoform	ND	1.0	0.41	ug/l	
78-93-3	2-Butanone (MEK)	ND	5.0	2.0	ug/l	
75-15-0	Carbon Disulfide ^a	ND	2.0	0.53	ug/l	
56-23-5	Carbon Tetrachloride	ND	1.0	0.36	ug/l	
108-90-7	Chlorobenzene	ND	1.0	0.20	ug/l	
75-00-3	Chloroethane	ND	2.0	0.67	ug/l	
67-66-3	Chloroform	ND	1.0	0.30	ug/l	
110-82-7	Cyclohexane ^a	ND	1.0	0.39	ug/l	
124-48-1	Dibromochloromethane	ND	1.0	0.28	ug/l	
96-12-8	1,2-Dibromo-3-chloropropane	ND	5.0	1.0	ug/l	
106-93-4	1,2-Dibromoethane	ND	2.0	0.28	ug/l	
75-71-8	Dichlorodifluoromethane	ND	2.0	0.50	ug/l	
95-50-1	1,2-Dichlorobenzene	ND	1.0	0.32	ug/l	
541-73-1	1,3-Dichlorobenzene	ND	1.0	0.22	ug/l	
106-46-7	1,4-Dichlorobenzene	ND	1.0	0.26	ug/l	
75-34-3	1,1-Dichloroethane	ND	1.0	0.34	ug/l	
107-06-2	1,2-Dichloroethane	ND	1.0	0.31	ug/l	
75-35-4	1,1-Dichloroethylene ^a	ND	1.0	0.32	ug/l	
156-59-2	cis-1,2-Dichloroethylene	ND	1.0	0.28	ug/l	
156-60-5	trans-1,2-Dichloroethylene	ND	1.0	0.22	ug/l	
78-87-5	1,2-Dichloropropane	ND	1.0	0.43	ug/l	
10061-01-5	cis-1,3-Dichloropropene	ND	1.0	0.29	ug/l	
10061-02-6	trans-1,3-Dichloropropene	ND	1.0	0.21	ug/l	
100-41-4	Ethylbenzene	ND	1.0	0.36	ug/l	
76-13-1	Freon 113 ^a	ND	1.0	0.48	ug/l	
591-78-6	2-Hexanone	ND	10	2.0	ug/l	
98-82-8	Isopropylbenzene	ND	1.0	0.22	ug/l	
79-20-9	Methyl Acetate	ND	20	5.0	ug/l	

ND = Not detected MDL = Method Detection Limit

RL = Reporting Limit

E = Indicates value exceeds calibration range

J = Indicates an estimated value

B = Indicates analyte found in associated method blank

N = Indicates presumptive evidence of a compound

Report of Analysis

Client Sample ID: DUP-4	
Lab Sample ID: FA94920-6	Date Sampled: 04/13/22
Matrix: AQ - Water	Date Received: 04/15/22
Method: SW846 8260D	Percent Solids: n/a
Project: FPE; Edgefield, SC	

VOA TCL List (SOM02.0)

CAS No.	Compound	Result	RL	MDL	Units	Q
74-83-9	Methyl Bromide	ND	5.0	2.0	ug/l	
74-87-3	Methyl Chloride	ND	2.0	0.50	ug/l	
108-87-2	Methylcyclohexane ^a	ND	1.0	0.44	ug/l	
75-09-2	Methylene Chloride	ND	5.0	2.0	ug/l	
108-10-1	4-Methyl-2-pentanone (MIBK)	ND	5.0	1.0	ug/l	
1634-04-4	Methyl Tert Butyl Ether	ND	1.0	0.23	ug/l	
100-42-5	Styrene	ND	1.0	0.22	ug/l	
79-34-5	1,1,2,2-Tetrachloroethane	ND	1.0	0.30	ug/l	
127-18-4	Tetrachloroethylene	ND	1.0	0.22	ug/l	
108-88-3	Toluene	ND	1.0	0.30	ug/l	
87-61-6	1,2,3-Trichlorobenzene	ND	2.0	0.61	ug/l	
120-82-1	1,2,4-Trichlorobenzene	ND	2.0	0.50	ug/l	
71-55-6	1,1,1-Trichloroethane	ND	1.0	0.25	ug/l	
79-00-5	1,1,2-Trichloroethane	ND	1.0	0.47	ug/l	
79-01-6	Trichloroethylene	ND	1.0	0.35	ug/l	
75-69-4	Trichlorofluoromethane	ND	2.0	0.50	ug/l	
75-01-4	Vinyl Chloride	ND	1.0	0.41	ug/l	
	m,p-Xylene	ND	2.0	0.47	ug/l	
95-47-6	o-Xylene	ND	1.0	0.26	ug/l	

CAS No.	Surrogate Recoveries	Run# 1	Run# 2	Limits
1868-53-7	Dibromofluoromethane	103%		83-118%
17060-07-0	1,2-Dichloroethane-D4	104%		79-125%
2037-26-5	Toluene-D8	101%		85-112%
460-00-4	4-Bromofluorobenzene	100%		83-118%

(a) Associated CCV outside control limits low.

ND = Not detected MDL = Method Detection Limit
 RL = Reporting Limit
 E = Indicates value exceeds calibration range

J = Indicates an estimated value
 B = Indicates analyte found in associated method blank
 N = Indicates presumptive evidence of a compound

Report of Analysis

Client Sample ID: STA-3		Date Sampled: 04/13/22
Lab Sample ID: FA94920-7		Date Received: 04/15/22
Matrix: AQ - Water		Percent Solids: n/a
Method: SW846 8260D		
Project: FPE; Edgefield, SC		

Run #1	File ID	DF	Analyzed	By	Prep Date	Prep Batch	Analytical Batch
Run #1	O67776.D	1	04/27/22 05:29	CF	n/a	n/a	VO2686
Run #2							

Run #1	Purge Volume
Run #1	5.0 ml
Run #2	

VOA TCL List (SOM02.0)

CAS No.	Compound	Result	RL	MDL	Units	Q
67-64-1	Acetone	ND	25	10	ug/l	
71-43-2	Benzene	ND	1.0	0.31	ug/l	
74-97-5	Bromochloromethane	ND	1.0	0.45	ug/l	
75-27-4	Bromodichloromethane	ND	1.0	0.24	ug/l	
75-25-2	Bromoform	ND	1.0	0.41	ug/l	
78-93-3	2-Butanone (MEK)	ND	5.0	2.0	ug/l	
75-15-0	Carbon Disulfide ^a	ND	2.0	0.53	ug/l	
56-23-5	Carbon Tetrachloride	ND	1.0	0.36	ug/l	
108-90-7	Chlorobenzene	ND	1.0	0.20	ug/l	
75-00-3	Chloroethane	ND	2.0	0.67	ug/l	
67-66-3	Chloroform	ND	1.0	0.30	ug/l	
110-82-7	Cyclohexane ^a	ND	1.0	0.39	ug/l	
124-48-1	Dibromochloromethane	ND	1.0	0.28	ug/l	
96-12-8	1,2-Dibromo-3-chloropropane	ND	5.0	1.0	ug/l	
106-93-4	1,2-Dibromoethane	ND	2.0	0.28	ug/l	
75-71-8	Dichlorodifluoromethane	ND	2.0	0.50	ug/l	
95-50-1	1,2-Dichlorobenzene	ND	1.0	0.32	ug/l	
541-73-1	1,3-Dichlorobenzene	ND	1.0	0.22	ug/l	
106-46-7	1,4-Dichlorobenzene	ND	1.0	0.26	ug/l	
75-34-3	1,1-Dichloroethane	ND	1.0	0.34	ug/l	
107-06-2	1,2-Dichloroethane	ND	1.0	0.31	ug/l	
75-35-4	1,1-Dichloroethylene ^a	ND	1.0	0.32	ug/l	
156-59-2	cis-1,2-Dichloroethylene	ND	1.0	0.28	ug/l	
156-60-5	trans-1,2-Dichloroethylene	ND	1.0	0.22	ug/l	
78-87-5	1,2-Dichloropropane	ND	1.0	0.43	ug/l	
10061-01-5	cis-1,3-Dichloropropene	ND	1.0	0.29	ug/l	
10061-02-6	trans-1,3-Dichloropropene	ND	1.0	0.21	ug/l	
100-41-4	Ethylbenzene	ND	1.0	0.36	ug/l	
76-13-1	Freon 113 ^a	ND	1.0	0.48	ug/l	
591-78-6	2-Hexanone	ND	10	2.0	ug/l	
98-82-8	Isopropylbenzene	ND	1.0	0.22	ug/l	
79-20-9	Methyl Acetate	ND	20	5.0	ug/l	

ND = Not detected MDL = Method Detection Limit

RL = Reporting Limit

E = Indicates value exceeds calibration range

J = Indicates an estimated value

B = Indicates analyte found in associated method blank

N = Indicates presumptive evidence of a compound

Report of Analysis

Client Sample ID: STA-3	
Lab Sample ID: FA94920-7	Date Sampled: 04/13/22
Matrix: AQ - Water	Date Received: 04/15/22
Method: SW846 8260D	Percent Solids: n/a
Project: FPE; Edgefield, SC	

VOA TCL List (SOM02.0)

CAS No.	Compound	Result	RL	MDL	Units	Q
74-83-9	Methyl Bromide	ND	5.0	2.0	ug/l	
74-87-3	Methyl Chloride	ND	2.0	0.50	ug/l	
108-87-2	Methylcyclohexane ^a	ND	1.0	0.44	ug/l	
75-09-2	Methylene Chloride	ND	5.0	2.0	ug/l	
108-10-1	4-Methyl-2-pentanone (MIBK)	ND	5.0	1.0	ug/l	
1634-04-4	Methyl Tert Butyl Ether	ND	1.0	0.23	ug/l	
100-42-5	Styrene	ND	1.0	0.22	ug/l	
79-34-5	1,1,2,2-Tetrachloroethane	ND	1.0	0.30	ug/l	
127-18-4	Tetrachloroethylene	ND	1.0	0.22	ug/l	
108-88-3	Toluene	ND	1.0	0.30	ug/l	
87-61-6	1,2,3-Trichlorobenzene	ND	2.0	0.61	ug/l	
120-82-1	1,2,4-Trichlorobenzene	ND	2.0	0.50	ug/l	
71-55-6	1,1,1-Trichloroethane	ND	1.0	0.25	ug/l	
79-00-5	1,1,2-Trichloroethane	ND	1.0	0.47	ug/l	
79-01-6	Trichloroethylene	ND	1.0	0.35	ug/l	
75-69-4	Trichlorofluoromethane	ND	2.0	0.50	ug/l	
75-01-4	Vinyl Chloride	ND	1.0	0.41	ug/l	
	m,p-Xylene	ND	2.0	0.47	ug/l	
95-47-6	o-Xylene	ND	1.0	0.26	ug/l	

CAS No.	Surrogate Recoveries	Run# 1	Run# 2	Limits
1868-53-7	Dibromofluoromethane	103%		83-118%
17060-07-0	1,2-Dichloroethane-D4	101%		79-125%
2037-26-5	Toluene-D8	101%		85-112%
460-00-4	4-Bromofluorobenzene	100%		83-118%

(a) Associated CCV outside control limits low.

ND = Not detected MDL = Method Detection Limit
 RL = Reporting Limit
 E = Indicates value exceeds calibration range

J = Indicates an estimated value
 B = Indicates analyte found in associated method blank
 N = Indicates presumptive evidence of a compound

Report of Analysis

Client Sample ID: STA-5		Date Sampled: 04/13/22
Lab Sample ID: FA94920-8		Date Received: 04/15/22
Matrix: AQ - Water		Percent Solids: n/a
Method: SW846 8260D		
Project: FPE; Edgefield, SC		

Run #1	File ID	DF	Analyzed	By	Prep Date	Prep Batch	Analytical Batch
Run #1	O67777.D	1	04/27/22 05:53	CF	n/a	n/a	VO2686
Run #2							

Run #1	Purge Volume
Run #1	5.0 ml
Run #2	

VOA TCL List (SOM02.0)

CAS No.	Compound	Result	RL	MDL	Units	Q
67-64-1	Acetone	ND	25	10	ug/l	
71-43-2	Benzene	ND	1.0	0.31	ug/l	
74-97-5	Bromochloromethane	ND	1.0	0.45	ug/l	
75-27-4	Bromodichloromethane	ND	1.0	0.24	ug/l	
75-25-2	Bromoform	ND	1.0	0.41	ug/l	
78-93-3	2-Butanone (MEK)	ND	5.0	2.0	ug/l	
75-15-0	Carbon Disulfide ^a	ND	2.0	0.53	ug/l	
56-23-5	Carbon Tetrachloride	ND	1.0	0.36	ug/l	
108-90-7	Chlorobenzene	ND	1.0	0.20	ug/l	
75-00-3	Chloroethane	ND	2.0	0.67	ug/l	
67-66-3	Chloroform	ND	1.0	0.30	ug/l	
110-82-7	Cyclohexane ^a	ND	1.0	0.39	ug/l	
124-48-1	Dibromochloromethane	ND	1.0	0.28	ug/l	
96-12-8	1,2-Dibromo-3-chloropropane	ND	5.0	1.0	ug/l	
106-93-4	1,2-Dibromoethane	ND	2.0	0.28	ug/l	
75-71-8	Dichlorodifluoromethane	ND	2.0	0.50	ug/l	
95-50-1	1,2-Dichlorobenzene	ND	1.0	0.32	ug/l	
541-73-1	1,3-Dichlorobenzene	ND	1.0	0.22	ug/l	
106-46-7	1,4-Dichlorobenzene	ND	1.0	0.26	ug/l	
75-34-3	1,1-Dichloroethane	ND	1.0	0.34	ug/l	
107-06-2	1,2-Dichloroethane	ND	1.0	0.31	ug/l	
75-35-4	1,1-Dichloroethylene ^a	ND	1.0	0.32	ug/l	
156-59-2	cis-1,2-Dichloroethylene	ND	1.0	0.28	ug/l	
156-60-5	trans-1,2-Dichloroethylene	ND	1.0	0.22	ug/l	
78-87-5	1,2-Dichloropropane	ND	1.0	0.43	ug/l	
10061-01-5	cis-1,3-Dichloropropene	ND	1.0	0.29	ug/l	
10061-02-6	trans-1,3-Dichloropropene	ND	1.0	0.21	ug/l	
100-41-4	Ethylbenzene	ND	1.0	0.36	ug/l	
76-13-1	Freon 113 ^a	ND	1.0	0.48	ug/l	
591-78-6	2-Hexanone	ND	10	2.0	ug/l	
98-82-8	Isopropylbenzene	ND	1.0	0.22	ug/l	
79-20-9	Methyl Acetate	ND	20	5.0	ug/l	

ND = Not detected MDL = Method Detection Limit

RL = Reporting Limit

E = Indicates value exceeds calibration range

J = Indicates an estimated value

B = Indicates analyte found in associated method blank

N = Indicates presumptive evidence of a compound

Report of Analysis

Client Sample ID: STA-5	
Lab Sample ID: FA94920-8	Date Sampled: 04/13/22
Matrix: AQ - Water	Date Received: 04/15/22
Method: SW846 8260D	Percent Solids: n/a
Project: FPE; Edgefield, SC	

VOA TCL List (SOM02.0)

CAS No.	Compound	Result	RL	MDL	Units	Q
74-83-9	Methyl Bromide	ND	5.0	2.0	ug/l	
74-87-3	Methyl Chloride	ND	2.0	0.50	ug/l	
108-87-2	Methylcyclohexane ^a	ND	1.0	0.44	ug/l	
75-09-2	Methylene Chloride	ND	5.0	2.0	ug/l	
108-10-1	4-Methyl-2-pentanone (MIBK)	ND	5.0	1.0	ug/l	
1634-04-4	Methyl Tert Butyl Ether	ND	1.0	0.23	ug/l	
100-42-5	Styrene	ND	1.0	0.22	ug/l	
79-34-5	1,1,2,2-Tetrachloroethane	ND	1.0	0.30	ug/l	
127-18-4	Tetrachloroethylene	ND	1.0	0.22	ug/l	
108-88-3	Toluene	ND	1.0	0.30	ug/l	
87-61-6	1,2,3-Trichlorobenzene	ND	2.0	0.61	ug/l	
120-82-1	1,2,4-Trichlorobenzene	ND	2.0	0.50	ug/l	
71-55-6	1,1,1-Trichloroethane	ND	1.0	0.25	ug/l	
79-00-5	1,1,2-Trichloroethane	ND	1.0	0.47	ug/l	
79-01-6	Trichloroethylene	ND	1.0	0.35	ug/l	
75-69-4	Trichlorofluoromethane	ND	2.0	0.50	ug/l	
75-01-4	Vinyl Chloride	ND	1.0	0.41	ug/l	
	m,p-Xylene	ND	2.0	0.47	ug/l	
95-47-6	o-Xylene	ND	1.0	0.26	ug/l	

CAS No.	Surrogate Recoveries	Run# 1	Run# 2	Limits
1868-53-7	Dibromofluoromethane	103%		83-118%
17060-07-0	1,2-Dichloroethane-D4	101%		79-125%
2037-26-5	Toluene-D8	101%		85-112%
460-00-4	4-Bromofluorobenzene	100%		83-118%

(a) Associated CCV outside control limits low.

ND = Not detected MDL = Method Detection Limit
 RL = Reporting Limit
 E = Indicates value exceeds calibration range

J = Indicates an estimated value
 B = Indicates analyte found in associated method blank
 N = Indicates presumptive evidence of a compound

Report of Analysis

Client Sample ID: STA-7		Date Sampled: 04/13/22
Lab Sample ID: FA94920-9		Date Received: 04/15/22
Matrix: AQ - Water		Percent Solids: n/a
Method: SW846 8260D		
Project: FPE; Edgefield, SC		

Run #1	File ID	DF	Analyzed	By	Prep Date	Prep Batch	Analytical Batch
Run #1	O67778.D	1	04/27/22 06:18	CF	n/a	n/a	VO2686
Run #2							

Run #1	Purge Volume
Run #1	5.0 ml
Run #2	

VOA TCL List (SOM02.0)

CAS No.	Compound	Result	RL	MDL	Units	Q
67-64-1	Acetone	ND	25	10	ug/l	
71-43-2	Benzene	ND	1.0	0.31	ug/l	
74-97-5	Bromochloromethane	ND	1.0	0.45	ug/l	
75-27-4	Bromodichloromethane	ND	1.0	0.24	ug/l	
75-25-2	Bromoform	ND	1.0	0.41	ug/l	
78-93-3	2-Butanone (MEK)	ND	5.0	2.0	ug/l	
75-15-0	Carbon Disulfide ^a	ND	2.0	0.53	ug/l	
56-23-5	Carbon Tetrachloride	ND	1.0	0.36	ug/l	
108-90-7	Chlorobenzene	ND	1.0	0.20	ug/l	
75-00-3	Chloroethane	ND	2.0	0.67	ug/l	
67-66-3	Chloroform	ND	1.0	0.30	ug/l	
110-82-7	Cyclohexane ^a	ND	1.0	0.39	ug/l	
124-48-1	Dibromochloromethane	ND	1.0	0.28	ug/l	
96-12-8	1,2-Dibromo-3-chloropropane	ND	5.0	1.0	ug/l	
106-93-4	1,2-Dibromoethane	ND	2.0	0.28	ug/l	
75-71-8	Dichlorodifluoromethane	ND	2.0	0.50	ug/l	
95-50-1	1,2-Dichlorobenzene	ND	1.0	0.32	ug/l	
541-73-1	1,3-Dichlorobenzene	ND	1.0	0.22	ug/l	
106-46-7	1,4-Dichlorobenzene	ND	1.0	0.26	ug/l	
75-34-3	1,1-Dichloroethane	ND	1.0	0.34	ug/l	
107-06-2	1,2-Dichloroethane	ND	1.0	0.31	ug/l	
75-35-4	1,1-Dichloroethylene ^a	ND	1.0	0.32	ug/l	
156-59-2	cis-1,2-Dichloroethylene	ND	1.0	0.28	ug/l	
156-60-5	trans-1,2-Dichloroethylene	ND	1.0	0.22	ug/l	
78-87-5	1,2-Dichloropropane	ND	1.0	0.43	ug/l	
10061-01-5	cis-1,3-Dichloropropene	ND	1.0	0.29	ug/l	
10061-02-6	trans-1,3-Dichloropropene	ND	1.0	0.21	ug/l	
100-41-4	Ethylbenzene	ND	1.0	0.36	ug/l	
76-13-1	Freon 113 ^a	ND	1.0	0.48	ug/l	
591-78-6	2-Hexanone	ND	10	2.0	ug/l	
98-82-8	Isopropylbenzene	ND	1.0	0.22	ug/l	
79-20-9	Methyl Acetate	ND	20	5.0	ug/l	

ND = Not detected MDL = Method Detection Limit

RL = Reporting Limit

E = Indicates value exceeds calibration range

J = Indicates an estimated value

B = Indicates analyte found in associated method blank

N = Indicates presumptive evidence of a compound

Report of Analysis

Client Sample ID: STA-7	
Lab Sample ID: FA94920-9	Date Sampled: 04/13/22
Matrix: AQ - Water	Date Received: 04/15/22
Method: SW846 8260D	Percent Solids: n/a
Project: FPE; Edgefield, SC	

VOA TCL List (SOM02.0)

CAS No.	Compound	Result	RL	MDL	Units	Q
74-83-9	Methyl Bromide	ND	5.0	2.0	ug/l	
74-87-3	Methyl Chloride	ND	2.0	0.50	ug/l	
108-87-2	Methylcyclohexane ^a	ND	1.0	0.44	ug/l	
75-09-2	Methylene Chloride	ND	5.0	2.0	ug/l	
108-10-1	4-Methyl-2-pentanone (MIBK)	ND	5.0	1.0	ug/l	
1634-04-4	Methyl Tert Butyl Ether	ND	1.0	0.23	ug/l	
100-42-5	Styrene	ND	1.0	0.22	ug/l	
79-34-5	1,1,2,2-Tetrachloroethane	ND	1.0	0.30	ug/l	
127-18-4	Tetrachloroethylene	ND	1.0	0.22	ug/l	
108-88-3	Toluene	ND	1.0	0.30	ug/l	
87-61-6	1,2,3-Trichlorobenzene	ND	2.0	0.61	ug/l	
120-82-1	1,2,4-Trichlorobenzene	ND	2.0	0.50	ug/l	
71-55-6	1,1,1-Trichloroethane	ND	1.0	0.25	ug/l	
79-00-5	1,1,2-Trichloroethane	ND	1.0	0.47	ug/l	
79-01-6	Trichloroethylene	ND	1.0	0.35	ug/l	
75-69-4	Trichlorofluoromethane	ND	2.0	0.50	ug/l	
75-01-4	Vinyl Chloride	ND	1.0	0.41	ug/l	
	m,p-Xylene	ND	2.0	0.47	ug/l	
95-47-6	o-Xylene	ND	1.0	0.26	ug/l	

CAS No.	Surrogate Recoveries	Run# 1	Run# 2	Limits
1868-53-7	Dibromofluoromethane	103%		83-118%
17060-07-0	1,2-Dichloroethane-D4	101%		79-125%
2037-26-5	Toluene-D8	101%		85-112%
460-00-4	4-Bromofluorobenzene	99%		83-118%

(a) Associated CCV outside control limits low.

ND = Not detected MDL = Method Detection Limit
 RL = Reporting Limit
 E = Indicates value exceeds calibration range

J = Indicates an estimated value
 B = Indicates analyte found in associated method blank
 N = Indicates presumptive evidence of a compound

Report of Analysis

Client Sample ID: STA-8		Date Sampled: 04/13/22
Lab Sample ID: FA94920-10		Date Received: 04/15/22
Matrix: AQ - Water		Percent Solids: n/a
Method: SW846 8260D		
Project: FPE; Edgefield, SC		

Run #1	File ID	DF	Analyzed	By	Prep Date	Prep Batch	Analytical Batch
Run #1	O67779.D	1	04/27/22 06:43	CF	n/a	n/a	VO2686
Run #2							

Run #1	Purge Volume
Run #1	5.0 ml
Run #2	

VOA TCL List (SOM02.0)

CAS No.	Compound	Result	RL	MDL	Units	Q
67-64-1	Acetone	ND	25	10	ug/l	
71-43-2	Benzene	ND	1.0	0.31	ug/l	
74-97-5	Bromochloromethane	ND	1.0	0.45	ug/l	
75-27-4	Bromodichloromethane	ND	1.0	0.24	ug/l	
75-25-2	Bromoform	ND	1.0	0.41	ug/l	
78-93-3	2-Butanone (MEK)	ND	5.0	2.0	ug/l	
75-15-0	Carbon Disulfide ^a	ND	2.0	0.53	ug/l	
56-23-5	Carbon Tetrachloride	ND	1.0	0.36	ug/l	
108-90-7	Chlorobenzene	ND	1.0	0.20	ug/l	
75-00-3	Chloroethane	ND	2.0	0.67	ug/l	
67-66-3	Chloroform	ND	1.0	0.30	ug/l	
110-82-7	Cyclohexane ^a	ND	1.0	0.39	ug/l	
124-48-1	Dibromochloromethane	ND	1.0	0.28	ug/l	
96-12-8	1,2-Dibromo-3-chloropropane	ND	5.0	1.0	ug/l	
106-93-4	1,2-Dibromoethane	ND	2.0	0.28	ug/l	
75-71-8	Dichlorodifluoromethane	ND	2.0	0.50	ug/l	
95-50-1	1,2-Dichlorobenzene	ND	1.0	0.32	ug/l	
541-73-1	1,3-Dichlorobenzene	ND	1.0	0.22	ug/l	
106-46-7	1,4-Dichlorobenzene	ND	1.0	0.26	ug/l	
75-34-3	1,1-Dichloroethane	ND	1.0	0.34	ug/l	
107-06-2	1,2-Dichloroethane	ND	1.0	0.31	ug/l	
75-35-4	1,1-Dichloroethylene ^a	ND	1.0	0.32	ug/l	
156-59-2	cis-1,2-Dichloroethylene	ND	1.0	0.28	ug/l	
156-60-5	trans-1,2-Dichloroethylene	ND	1.0	0.22	ug/l	
78-87-5	1,2-Dichloropropane	ND	1.0	0.43	ug/l	
10061-01-5	cis-1,3-Dichloropropene	ND	1.0	0.29	ug/l	
10061-02-6	trans-1,3-Dichloropropene	ND	1.0	0.21	ug/l	
100-41-4	Ethylbenzene	ND	1.0	0.36	ug/l	
76-13-1	Freon 113 ^a	ND	1.0	0.48	ug/l	
591-78-6	2-Hexanone	ND	10	2.0	ug/l	
98-82-8	Isopropylbenzene	ND	1.0	0.22	ug/l	
79-20-9	Methyl Acetate	ND	20	5.0	ug/l	

ND = Not detected MDL = Method Detection Limit

RL = Reporting Limit

E = Indicates value exceeds calibration range

J = Indicates an estimated value

B = Indicates analyte found in associated method blank

N = Indicates presumptive evidence of a compound

Report of Analysis

Client Sample ID:	STA-8	Date Sampled:	04/13/22
Lab Sample ID:	FA94920-10	Date Received:	04/15/22
Matrix:	AQ - Water	Percent Solids:	n/a
Method:	SW846 8260D		
Project:	FPE; Edgefield, SC		

VOA TCL List (SOM02.0)

CAS No.	Compound	Result	RL	MDL	Units	Q
74-83-9	Methyl Bromide	ND	5.0	2.0	ug/l	
74-87-3	Methyl Chloride	ND	2.0	0.50	ug/l	
108-87-2	Methylcyclohexane ^a	ND	1.0	0.44	ug/l	
75-09-2	Methylene Chloride	ND	5.0	2.0	ug/l	
108-10-1	4-Methyl-2-pentanone (MIBK)	ND	5.0	1.0	ug/l	
1634-04-4	Methyl Tert Butyl Ether	ND	1.0	0.23	ug/l	
100-42-5	Styrene	ND	1.0	0.22	ug/l	
79-34-5	1,1,2,2-Tetrachloroethane	ND	1.0	0.30	ug/l	
127-18-4	Tetrachloroethylene	ND	1.0	0.22	ug/l	
108-88-3	Toluene	ND	1.0	0.30	ug/l	
87-61-6	1,2,3-Trichlorobenzene	ND	2.0	0.61	ug/l	
120-82-1	1,2,4-Trichlorobenzene	ND	2.0	0.50	ug/l	
71-55-6	1,1,1-Trichloroethane	ND	1.0	0.25	ug/l	
79-00-5	1,1,2-Trichloroethane	ND	1.0	0.47	ug/l	
79-01-6	Trichloroethylene	ND	1.0	0.35	ug/l	
75-69-4	Trichlorofluoromethane	ND	2.0	0.50	ug/l	
75-01-4	Vinyl Chloride	ND	1.0	0.41	ug/l	
	m,p-Xylene	ND	2.0	0.47	ug/l	
95-47-6	o-Xylene	ND	1.0	0.26	ug/l	

CAS No.	Surrogate Recoveries	Run# 1	Run# 2	Limits
1868-53-7	Dibromofluoromethane	104%		83-118%
17060-07-0	1,2-Dichloroethane-D4	104%		79-125%
2037-26-5	Toluene-D8	99%		85-112%
460-00-4	4-Bromofluorobenzene	100%		83-118%

(a) Associated CCV outside control limits low.

ND = Not detected MDL = Method Detection Limit
 RL = Reporting Limit
 E = Indicates value exceeds calibration range

J = Indicates an estimated value
 B = Indicates analyte found in associated method blank
 N = Indicates presumptive evidence of a compound

Report of Analysis

Client Sample ID: STA-13		Date Sampled: 04/13/22
Lab Sample ID: FA94920-11		Date Received: 04/15/22
Matrix: AQ - Water		Percent Solids: n/a
Method: SW846 8260D		
Project: FPE; Edgefield, SC		

Run #1	File ID	DF	Analyzed	By	Prep Date	Prep Batch	Analytical Batch
Run #1	O67780.D	1	04/27/22 07:08	CF	n/a	n/a	VO2686
Run #2							

Run #1	Purge Volume
Run #1	5.0 ml
Run #2	

VOA TCL List (SOM02.0)

CAS No.	Compound	Result	RL	MDL	Units	Q
67-64-1	Acetone	ND	25	10	ug/l	
71-43-2	Benzene	ND	1.0	0.31	ug/l	
74-97-5	Bromochloromethane	ND	1.0	0.45	ug/l	
75-27-4	Bromodichloromethane	ND	1.0	0.24	ug/l	
75-25-2	Bromoform	ND	1.0	0.41	ug/l	
78-93-3	2-Butanone (MEK)	ND	5.0	2.0	ug/l	
75-15-0	Carbon Disulfide ^a	ND	2.0	0.53	ug/l	
56-23-5	Carbon Tetrachloride	ND	1.0	0.36	ug/l	
108-90-7	Chlorobenzene	ND	1.0	0.20	ug/l	
75-00-3	Chloroethane	ND	2.0	0.67	ug/l	
67-66-3	Chloroform	ND	1.0	0.30	ug/l	
110-82-7	Cyclohexane ^a	ND	1.0	0.39	ug/l	
124-48-1	Dibromochloromethane	ND	1.0	0.28	ug/l	
96-12-8	1,2-Dibromo-3-chloropropane	ND	5.0	1.0	ug/l	
106-93-4	1,2-Dibromoethane	ND	2.0	0.28	ug/l	
75-71-8	Dichlorodifluoromethane	ND	2.0	0.50	ug/l	
95-50-1	1,2-Dichlorobenzene	ND	1.0	0.32	ug/l	
541-73-1	1,3-Dichlorobenzene	ND	1.0	0.22	ug/l	
106-46-7	1,4-Dichlorobenzene	ND	1.0	0.26	ug/l	
75-34-3	1,1-Dichloroethane	ND	1.0	0.34	ug/l	
107-06-2	1,2-Dichloroethane	ND	1.0	0.31	ug/l	
75-35-4	1,1-Dichloroethylene ^a	ND	1.0	0.32	ug/l	
156-59-2	cis-1,2-Dichloroethylene	ND	1.0	0.28	ug/l	
156-60-5	trans-1,2-Dichloroethylene	ND	1.0	0.22	ug/l	
78-87-5	1,2-Dichloropropane	ND	1.0	0.43	ug/l	
10061-01-5	cis-1,3-Dichloropropene	ND	1.0	0.29	ug/l	
10061-02-6	trans-1,3-Dichloropropene	ND	1.0	0.21	ug/l	
100-41-4	Ethylbenzene	ND	1.0	0.36	ug/l	
76-13-1	Freon 113 ^a	ND	1.0	0.48	ug/l	
591-78-6	2-Hexanone	ND	10	2.0	ug/l	
98-82-8	Isopropylbenzene	ND	1.0	0.22	ug/l	
79-20-9	Methyl Acetate	ND	20	5.0	ug/l	

ND = Not detected MDL = Method Detection Limit

J = Indicates an estimated value

RL = Reporting Limit

B = Indicates analyte found in associated method blank

E = Indicates value exceeds calibration range

N = Indicates presumptive evidence of a compound

Report of Analysis

Client Sample ID: STA-13	
Lab Sample ID: FA94920-11	Date Sampled: 04/13/22
Matrix: AQ - Water	Date Received: 04/15/22
Method: SW846 8260D	Percent Solids: n/a
Project: FPE; Edgefield, SC	

VOA TCL List (SOM02.0)

CAS No.	Compound	Result	RL	MDL	Units	Q
74-83-9	Methyl Bromide	ND	5.0	2.0	ug/l	
74-87-3	Methyl Chloride	ND	2.0	0.50	ug/l	
108-87-2	Methylcyclohexane ^a	ND	1.0	0.44	ug/l	
75-09-2	Methylene Chloride	ND	5.0	2.0	ug/l	
108-10-1	4-Methyl-2-pentanone (MIBK)	ND	5.0	1.0	ug/l	
1634-04-4	Methyl Tert Butyl Ether	ND	1.0	0.23	ug/l	
100-42-5	Styrene	ND	1.0	0.22	ug/l	
79-34-5	1,1,2,2-Tetrachloroethane	ND	1.0	0.30	ug/l	
127-18-4	Tetrachloroethylene	ND	1.0	0.22	ug/l	
108-88-3	Toluene	ND	1.0	0.30	ug/l	
87-61-6	1,2,3-Trichlorobenzene	ND	2.0	0.61	ug/l	
120-82-1	1,2,4-Trichlorobenzene	ND	2.0	0.50	ug/l	
71-55-6	1,1,1-Trichloroethane	ND	1.0	0.25	ug/l	
79-00-5	1,1,2-Trichloroethane	ND	1.0	0.47	ug/l	
79-01-6	Trichloroethylene	ND	1.0	0.35	ug/l	
75-69-4	Trichlorofluoromethane	ND	2.0	0.50	ug/l	
75-01-4	Vinyl Chloride	ND	1.0	0.41	ug/l	
	m,p-Xylene	ND	2.0	0.47	ug/l	
95-47-6	o-Xylene	ND	1.0	0.26	ug/l	

CAS No.	Surrogate Recoveries	Run# 1	Run# 2	Limits
1868-53-7	Dibromofluoromethane	105%		83-118%
17060-07-0	1,2-Dichloroethane-D4	104%		79-125%
2037-26-5	Toluene-D8	100%		85-112%
460-00-4	4-Bromofluorobenzene	100%		83-118%

(a) Associated CCV outside control limits low.

ND = Not detected MDL = Method Detection Limit
 RL = Reporting Limit
 E = Indicates value exceeds calibration range

J = Indicates an estimated value
 B = Indicates analyte found in associated method blank
 N = Indicates presumptive evidence of a compound

Report of Analysis

Client Sample ID: TRIP BLANK		
Lab Sample ID: FA94920-12		Date Sampled: 04/12/22
Matrix: AQ - Trip Blank Water		Date Received: 04/15/22
Method: SW846 8260D		Percent Solids: n/a
Project: FPE; Edgefield, SC		

Run #1	File ID	DF	Analyzed	By	Prep Date	Prep Batch	Analytical Batch
Run #1	2P88326.D	1	04/25/22 13:42	CF	n/a	n/a	V2P3464
Run #2							

Run #1	Purge Volume
Run #1	5.0 ml
Run #2	

VOA TCL List (SOM02.0)

CAS No.	Compound	Result	RL	MDL	Units	Q
67-64-1	Acetone	ND	25	10	ug/l	
71-43-2	Benzene	ND	1.0	0.31	ug/l	
74-97-5	Bromochloromethane	ND	1.0	0.45	ug/l	
75-27-4	Bromodichloromethane	ND	1.0	0.24	ug/l	
75-25-2	Bromoform	ND	1.0	0.41	ug/l	
78-93-3	2-Butanone (MEK)	ND	5.0	2.0	ug/l	
75-15-0	Carbon Disulfide	ND	2.0	0.53	ug/l	
56-23-5	Carbon Tetrachloride	ND	1.0	0.36	ug/l	
108-90-7	Chlorobenzene	ND	1.0	0.20	ug/l	
75-00-3	Chloroethane	ND	2.0	0.67	ug/l	
67-66-3	Chloroform	ND	1.0	0.30	ug/l	
110-82-7	Cyclohexane	ND	1.0	0.39	ug/l	
124-48-1	Dibromochloromethane	ND	1.0	0.28	ug/l	
96-12-8	1,2-Dibromo-3-chloropropane	ND	5.0	1.0	ug/l	
106-93-4	1,2-Dibromoethane	ND	2.0	0.28	ug/l	
75-71-8	Dichlorodifluoromethane	ND	2.0	0.50	ug/l	
95-50-1	1,2-Dichlorobenzene	ND	1.0	0.32	ug/l	
541-73-1	1,3-Dichlorobenzene	ND	1.0	0.22	ug/l	
106-46-7	1,4-Dichlorobenzene	ND	1.0	0.26	ug/l	
75-34-3	1,1-Dichloroethane	ND	1.0	0.34	ug/l	
107-06-2	1,2-Dichloroethane	ND	1.0	0.31	ug/l	
75-35-4	1,1-Dichloroethylene	ND	1.0	0.32	ug/l	
156-59-2	cis-1,2-Dichloroethylene	ND	1.0	0.28	ug/l	
156-60-5	trans-1,2-Dichloroethylene	ND	1.0	0.22	ug/l	
78-87-5	1,2-Dichloropropane	ND	1.0	0.43	ug/l	
10061-01-5	cis-1,3-Dichloropropene	ND	1.0	0.29	ug/l	
10061-02-6	trans-1,3-Dichloropropene	ND	1.0	0.21	ug/l	
100-41-4	Ethylbenzene	ND	1.0	0.36	ug/l	
76-13-1	Freon 113	ND	1.0	0.48	ug/l	
591-78-6	2-Hexanone	ND	10	2.0	ug/l	
98-82-8	Isopropylbenzene	ND	1.0	0.22	ug/l	
79-20-9	Methyl Acetate	ND	20	5.0	ug/l	

ND = Not detected MDL = Method Detection Limit

J = Indicates an estimated value

RL = Reporting Limit

B = Indicates analyte found in associated method blank

E = Indicates value exceeds calibration range

N = Indicates presumptive evidence of a compound

Report of Analysis

Client Sample ID:	TRIP BLANK	Date Sampled:	04/12/22
Lab Sample ID:	FA94920-12	Date Received:	04/15/22
Matrix:	AQ - Trip Blank Water	Percent Solids:	n/a
Method:	SW846 8260D		
Project:	FPE; Edgefield, SC		

VOA TCL List (SOM02.0)

CAS No.	Compound	Result	RL	MDL	Units	Q
74-83-9	Methyl Bromide	ND	5.0	2.0	ug/l	
74-87-3	Methyl Chloride	ND	2.0	0.50	ug/l	
108-87-2	Methylcyclohexane	ND	1.0	0.44	ug/l	
75-09-2	Methylene Chloride	ND	5.0	2.0	ug/l	
108-10-1	4-Methyl-2-pentanone (MIBK)	ND	5.0	1.0	ug/l	
1634-04-4	Methyl Tert Butyl Ether	ND	1.0	0.23	ug/l	
100-42-5	Styrene	ND	1.0	0.22	ug/l	
79-34-5	1,1,2,2-Tetrachloroethane	ND	1.0	0.30	ug/l	
127-18-4	Tetrachloroethylene	ND	1.0	0.22	ug/l	
108-88-3	Toluene	ND	1.0	0.30	ug/l	
87-61-6	1,2,3-Trichlorobenzene	ND	2.0	0.61	ug/l	
120-82-1	1,2,4-Trichlorobenzene	ND	2.0	0.50	ug/l	
71-55-6	1,1,1-Trichloroethane	ND	1.0	0.25	ug/l	
79-00-5	1,1,2-Trichloroethane	ND	1.0	0.47	ug/l	
79-01-6	Trichloroethylene	ND	1.0	0.35	ug/l	
75-69-4	Trichlorofluoromethane	ND	2.0	0.50	ug/l	
75-01-4	Vinyl Chloride	ND	1.0	0.41	ug/l	
	m,p-Xylene	ND	2.0	0.47	ug/l	
95-47-6	o-Xylene	ND	1.0	0.26	ug/l	

CAS No.	Surrogate Recoveries	Run# 1	Run# 2	Limits
1868-53-7	Dibromofluoromethane	101%		83-118%
17060-07-0	1,2-Dichloroethane-D4	95%		79-125%
2037-26-5	Toluene-D8	96%		85-112%
460-00-4	4-Bromofluorobenzene	103%		83-118%

ND = Not detected MDL = Method Detection Limit
 RL = Reporting Limit
 E = Indicates value exceeds calibration range

J = Indicates an estimated value
 B = Indicates analyte found in associated method blank
 N = Indicates presumptive evidence of a compound

Report of Analysis

Client Sample ID: LBMW-102		Date Sampled: 04/12/22
Lab Sample ID: FA94920-13		Date Received: 04/15/22
Matrix: AQ - Water		Percent Solids: n/a
Method: SW846 8260D		
Project: FPE; Edgefield, SC		

Run #1	File ID	DF	Analyzed	By	Prep Date	Prep Batch	Analytical Batch
Run #1	2P88330.D	1	04/25/22 14:44	CF	n/a	n/a	V2P3464
Run #2							

Run #1	Purge Volume
Run #1	5.0 ml
Run #2	

VOA TCL List (SOM02.0)

CAS No.	Compound	Result	RL	MDL	Units	Q
67-64-1	Acetone	ND	25	10	ug/l	
71-43-2	Benzene	ND	1.0	0.31	ug/l	
74-97-5	Bromochloromethane	ND	1.0	0.45	ug/l	
75-27-4	Bromodichloromethane	ND	1.0	0.24	ug/l	
75-25-2	Bromoform	ND	1.0	0.41	ug/l	
78-93-3	2-Butanone (MEK)	ND	5.0	2.0	ug/l	
75-15-0	Carbon Disulfide	0.67	2.0	0.53	ug/l	J
56-23-5	Carbon Tetrachloride	ND	1.0	0.36	ug/l	
108-90-7	Chlorobenzene	ND	1.0	0.20	ug/l	
75-00-3	Chloroethane	ND	2.0	0.67	ug/l	
67-66-3	Chloroform	ND	1.0	0.30	ug/l	
110-82-7	Cyclohexane	ND	1.0	0.39	ug/l	
124-48-1	Dibromochloromethane	ND	1.0	0.28	ug/l	
96-12-8	1,2-Dibromo-3-chloropropane	ND	5.0	1.0	ug/l	
106-93-4	1,2-Dibromoethane	ND	2.0	0.28	ug/l	
75-71-8	Dichlorodifluoromethane	ND	2.0	0.50	ug/l	
95-50-1	1,2-Dichlorobenzene	ND	1.0	0.32	ug/l	
541-73-1	1,3-Dichlorobenzene	ND	1.0	0.22	ug/l	
106-46-7	1,4-Dichlorobenzene	ND	1.0	0.26	ug/l	
75-34-3	1,1-Dichloroethane	ND	1.0	0.34	ug/l	
107-06-2	1,2-Dichloroethane	ND	1.0	0.31	ug/l	
75-35-4	1,1-Dichloroethylene	ND	1.0	0.32	ug/l	
156-59-2	cis-1,2-Dichloroethylene	3.0	1.0	0.28	ug/l	
156-60-5	trans-1,2-Dichloroethylene	ND	1.0	0.22	ug/l	
78-87-5	1,2-Dichloropropane	ND	1.0	0.43	ug/l	
10061-01-5	cis-1,3-Dichloropropene	ND	1.0	0.29	ug/l	
10061-02-6	trans-1,3-Dichloropropene	ND	1.0	0.21	ug/l	
100-41-4	Ethylbenzene	ND	1.0	0.36	ug/l	
76-13-1	Freon 113	ND	1.0	0.48	ug/l	
591-78-6	2-Hexanone	ND	10	2.0	ug/l	
98-82-8	Isopropylbenzene	ND	1.0	0.22	ug/l	
79-20-9	Methyl Acetate	ND	20	5.0	ug/l	

ND = Not detected MDL = Method Detection Limit

J = Indicates an estimated value

RL = Reporting Limit

B = Indicates analyte found in associated method blank

E = Indicates value exceeds calibration range

N = Indicates presumptive evidence of a compound

Report of Analysis

Client Sample ID: LBMW-102	
Lab Sample ID: FA94920-13	Date Sampled: 04/12/22
Matrix: AQ - Water	Date Received: 04/15/22
Method: SW846 8260D	Percent Solids: n/a
Project: FPE; Edgefield, SC	

VOA TCL List (SOM02.0)

CAS No.	Compound	Result	RL	MDL	Units	Q
74-83-9	Methyl Bromide	ND	5.0	2.0	ug/l	
74-87-3	Methyl Chloride	ND	2.0	0.50	ug/l	
108-87-2	Methylcyclohexane	ND	1.0	0.44	ug/l	
75-09-2	Methylene Chloride	ND	5.0	2.0	ug/l	
108-10-1	4-Methyl-2-pentanone (MIBK)	ND	5.0	1.0	ug/l	
1634-04-4	Methyl Tert Butyl Ether	ND	1.0	0.23	ug/l	
100-42-5	Styrene	ND	1.0	0.22	ug/l	
79-34-5	1,1,2,2-Tetrachloroethane	ND	1.0	0.30	ug/l	
127-18-4	Tetrachloroethylene	ND	1.0	0.22	ug/l	
108-88-3	Toluene	ND	1.0	0.30	ug/l	
87-61-6	1,2,3-Trichlorobenzene	ND	2.0	0.61	ug/l	
120-82-1	1,2,4-Trichlorobenzene	ND	2.0	0.50	ug/l	
71-55-6	1,1,1-Trichloroethane	ND	1.0	0.25	ug/l	
79-00-5	1,1,2-Trichloroethane	ND	1.0	0.47	ug/l	
79-01-6	Trichloroethylene	0.65	1.0	0.35	ug/l	J
75-69-4	Trichlorofluoromethane	ND	2.0	0.50	ug/l	
75-01-4	Vinyl Chloride	3.1	1.0	0.41	ug/l	
	m,p-Xylene	ND	2.0	0.47	ug/l	
95-47-6	o-Xylene	ND	1.0	0.26	ug/l	

CAS No.	Surrogate Recoveries	Run# 1	Run# 2	Limits
1868-53-7	Dibromofluoromethane	101%		83-118%
17060-07-0	1,2-Dichloroethane-D4	98%		79-125%
2037-26-5	Toluene-D8	97%		85-112%
460-00-4	4-Bromofluorobenzene	101%		83-118%

ND = Not detected MDL = Method Detection Limit
 RL = Reporting Limit
 E = Indicates value exceeds calibration range

J = Indicates an estimated value
 B = Indicates analyte found in associated method blank
 N = Indicates presumptive evidence of a compound

Report of Analysis

Client Sample ID: PMW-2		Date Sampled: 04/12/22
Lab Sample ID: FA94920-14		Date Received: 04/15/22
Matrix: AQ - Water		Percent Solids: n/a
Method: SW846 8260D		
Project: FPE; Edgefield, SC		

Run #1	File ID	DF	Analyzed	By	Prep Date	Prep Batch	Analytical Batch
Run #1	2P88332.D	1	04/25/22 15:16	CF	n/a	n/a	V2P3464
Run #2							

Run #1	Purge Volume
Run #1	5.0 ml
Run #2	

VOA TCL List (SOM02.0)

CAS No.	Compound	Result	RL	MDL	Units	Q
67-64-1	Acetone	ND	25	10	ug/l	
71-43-2	Benzene	ND	1.0	0.31	ug/l	
74-97-5	Bromochloromethane	ND	1.0	0.45	ug/l	
75-27-4	Bromodichloromethane	ND	1.0	0.24	ug/l	
75-25-2	Bromoform	ND	1.0	0.41	ug/l	
78-93-3	2-Butanone (MEK)	ND	5.0	2.0	ug/l	
75-15-0	Carbon Disulfide	ND	2.0	0.53	ug/l	
56-23-5	Carbon Tetrachloride	ND	1.0	0.36	ug/l	
108-90-7	Chlorobenzene	ND	1.0	0.20	ug/l	
75-00-3	Chloroethane	ND	2.0	0.67	ug/l	
67-66-3	Chloroform	ND	1.0	0.30	ug/l	
110-82-7	Cyclohexane	ND	1.0	0.39	ug/l	
124-48-1	Dibromochloromethane	ND	1.0	0.28	ug/l	
96-12-8	1,2-Dibromo-3-chloropropane	ND	5.0	1.0	ug/l	
106-93-4	1,2-Dibromoethane	ND	2.0	0.28	ug/l	
75-71-8	Dichlorodifluoromethane	ND	2.0	0.50	ug/l	
95-50-1	1,2-Dichlorobenzene	ND	1.0	0.32	ug/l	
541-73-1	1,3-Dichlorobenzene	ND	1.0	0.22	ug/l	
106-46-7	1,4-Dichlorobenzene	ND	1.0	0.26	ug/l	
75-34-3	1,1-Dichloroethane	0.38	1.0	0.34	ug/l	J
107-06-2	1,2-Dichloroethane	ND	1.0	0.31	ug/l	
75-35-4	1,1-Dichloroethylene	ND	1.0	0.32	ug/l	
156-59-2	cis-1,2-Dichloroethylene	1.3	1.0	0.28	ug/l	
156-60-5	trans-1,2-Dichloroethylene	ND	1.0	0.22	ug/l	
78-87-5	1,2-Dichloropropane	ND	1.0	0.43	ug/l	
10061-01-5	cis-1,3-Dichloropropene	ND	1.0	0.29	ug/l	
10061-02-6	trans-1,3-Dichloropropene	ND	1.0	0.21	ug/l	
100-41-4	Ethylbenzene	ND	1.0	0.36	ug/l	
76-13-1	Freon 113	ND	1.0	0.48	ug/l	
591-78-6	2-Hexanone	ND	10	2.0	ug/l	
98-82-8	Isopropylbenzene	ND	1.0	0.22	ug/l	
79-20-9	Methyl Acetate	ND	20	5.0	ug/l	

ND = Not detected MDL = Method Detection Limit

RL = Reporting Limit

E = Indicates value exceeds calibration range

J = Indicates an estimated value

B = Indicates analyte found in associated method blank

N = Indicates presumptive evidence of a compound

Report of Analysis

Client Sample ID: PMW-2	
Lab Sample ID: FA94920-14	Date Sampled: 04/12/22
Matrix: AQ - Water	Date Received: 04/15/22
Method: SW846 8260D	Percent Solids: n/a
Project: FPE; Edgefield, SC	

VOA TCL List (SOM02.0)

CAS No.	Compound	Result	RL	MDL	Units	Q
74-83-9	Methyl Bromide	ND	5.0	2.0	ug/l	
74-87-3	Methyl Chloride	ND	2.0	0.50	ug/l	
108-87-2	Methylcyclohexane	ND	1.0	0.44	ug/l	
75-09-2	Methylene Chloride	ND	5.0	2.0	ug/l	
108-10-1	4-Methyl-2-pentanone (MIBK)	ND	5.0	1.0	ug/l	
1634-04-4	Methyl Tert Butyl Ether	ND	1.0	0.23	ug/l	
100-42-5	Styrene	ND	1.0	0.22	ug/l	
79-34-5	1,1,2,2-Tetrachloroethane	ND	1.0	0.30	ug/l	
127-18-4	Tetrachloroethylene	ND	1.0	0.22	ug/l	
108-88-3	Toluene	ND	1.0	0.30	ug/l	
87-61-6	1,2,3-Trichlorobenzene	ND	2.0	0.61	ug/l	
120-82-1	1,2,4-Trichlorobenzene	ND	2.0	0.50	ug/l	
71-55-6	1,1,1-Trichloroethane	ND	1.0	0.25	ug/l	
79-00-5	1,1,2-Trichloroethane	ND	1.0	0.47	ug/l	
79-01-6	Trichloroethylene	45.7	1.0	0.35	ug/l	
75-69-4	Trichlorofluoromethane	ND	2.0	0.50	ug/l	
75-01-4	Vinyl Chloride	ND	1.0	0.41	ug/l	
	m,p-Xylene	ND	2.0	0.47	ug/l	
95-47-6	o-Xylene	ND	1.0	0.26	ug/l	

CAS No.	Surrogate Recoveries	Run# 1	Run# 2	Limits
1868-53-7	Dibromofluoromethane	101%		83-118%
17060-07-0	1,2-Dichloroethane-D4	96%		79-125%
2037-26-5	Toluene-D8	97%		85-112%
460-00-4	4-Bromofluorobenzene	103%		83-118%

ND = Not detected MDL = Method Detection Limit
 RL = Reporting Limit
 E = Indicates value exceeds calibration range

J = Indicates an estimated value
 B = Indicates analyte found in associated method blank
 N = Indicates presumptive evidence of a compound

Report of Analysis

Client Sample ID: PMW-4		Date Sampled: 04/12/22
Lab Sample ID: FA94920-15		Date Received: 04/15/22
Matrix: AQ - Water		Percent Solids: n/a
Method: SW846 8260D		
Project: FPE; Edgefield, SC		

Run #1	File ID	DF	Analyzed	By	Prep Date	Prep Batch	Analytical Batch
Run #1	2P88384.D	1	04/26/22 15:32	CF	n/a	n/a	V2P3465
Run #2							

Run #1	Purge Volume
Run #1	5.0 ml
Run #2	

VOA TCL List (SOM02.0)

CAS No.	Compound	Result	RL	MDL	Units	Q
67-64-1	Acetone	ND	25	10	ug/l	
71-43-2	Benzene	ND	1.0	0.31	ug/l	
74-97-5	Bromochloromethane	ND	1.0	0.45	ug/l	
75-27-4	Bromodichloromethane	ND	1.0	0.24	ug/l	
75-25-2	Bromoform	ND	1.0	0.41	ug/l	
78-93-3	2-Butanone (MEK)	ND	5.0	2.0	ug/l	
75-15-0	Carbon Disulfide	ND	2.0	0.53	ug/l	
56-23-5	Carbon Tetrachloride	ND	1.0	0.36	ug/l	
108-90-7	Chlorobenzene	ND	1.0	0.20	ug/l	
75-00-3	Chloroethane	ND	2.0	0.67	ug/l	
67-66-3	Chloroform	ND	1.0	0.30	ug/l	
110-82-7	Cyclohexane	ND	1.0	0.39	ug/l	
124-48-1	Dibromochloromethane	ND	1.0	0.28	ug/l	
96-12-8	1,2-Dibromo-3-chloropropane	ND	5.0	1.0	ug/l	
106-93-4	1,2-Dibromoethane	ND	2.0	0.28	ug/l	
75-71-8	Dichlorodifluoromethane	ND	2.0	0.50	ug/l	
95-50-1	1,2-Dichlorobenzene	ND	1.0	0.32	ug/l	
541-73-1	1,3-Dichlorobenzene	ND	1.0	0.22	ug/l	
106-46-7	1,4-Dichlorobenzene	ND	1.0	0.26	ug/l	
75-34-3	1,1-Dichloroethane	ND	1.0	0.34	ug/l	
107-06-2	1,2-Dichloroethane	ND	1.0	0.31	ug/l	
75-35-4	1,1-Dichloroethylene	ND	1.0	0.32	ug/l	
156-59-2	cis-1,2-Dichloroethylene	14.8	1.0	0.28	ug/l	
156-60-5	trans-1,2-Dichloroethylene	ND	1.0	0.22	ug/l	
78-87-5	1,2-Dichloropropane	ND	1.0	0.43	ug/l	
10061-01-5	cis-1,3-Dichloropropene	ND	1.0	0.29	ug/l	
10061-02-6	trans-1,3-Dichloropropene	ND	1.0	0.21	ug/l	
100-41-4	Ethylbenzene	ND	1.0	0.36	ug/l	
76-13-1	Freon 113	ND	1.0	0.48	ug/l	
591-78-6	2-Hexanone	ND	10	2.0	ug/l	
98-82-8	Isopropylbenzene	ND	1.0	0.22	ug/l	
79-20-9	Methyl Acetate	ND	20	5.0	ug/l	

ND = Not detected MDL = Method Detection Limit

J = Indicates an estimated value

RL = Reporting Limit

B = Indicates analyte found in associated method blank

E = Indicates value exceeds calibration range

N = Indicates presumptive evidence of a compound

Report of Analysis

Client Sample ID: PMW-4	
Lab Sample ID: FA94920-15	Date Sampled: 04/12/22
Matrix: AQ - Water	Date Received: 04/15/22
Method: SW846 8260D	Percent Solids: n/a
Project: FPE; Edgefield, SC	

VOA TCL List (SOM02.0)

CAS No.	Compound	Result	RL	MDL	Units	Q
74-83-9	Methyl Bromide	ND	5.0	2.0	ug/l	
74-87-3	Methyl Chloride	ND	2.0	0.50	ug/l	
108-87-2	Methylcyclohexane	ND	1.0	0.44	ug/l	
75-09-2	Methylene Chloride	ND	5.0	2.0	ug/l	
108-10-1	4-Methyl-2-pentanone (MIBK)	ND	5.0	1.0	ug/l	
1634-04-4	Methyl Tert Butyl Ether	ND	1.0	0.23	ug/l	
100-42-5	Styrene	ND	1.0	0.22	ug/l	
79-34-5	1,1,2,2-Tetrachloroethane	ND	1.0	0.30	ug/l	
127-18-4	Tetrachloroethylene	ND	1.0	0.22	ug/l	
108-88-3	Toluene	ND	1.0	0.30	ug/l	
87-61-6	1,2,3-Trichlorobenzene	ND	2.0	0.61	ug/l	
120-82-1	1,2,4-Trichlorobenzene	ND	2.0	0.50	ug/l	
71-55-6	1,1,1-Trichloroethane	ND	1.0	0.25	ug/l	
79-00-5	1,1,2-Trichloroethane	ND	1.0	0.47	ug/l	
79-01-6	Trichloroethylene	60.4	1.0	0.35	ug/l	
75-69-4	Trichlorofluoromethane	ND	2.0	0.50	ug/l	
75-01-4	Vinyl Chloride	ND	1.0	0.41	ug/l	
	m,p-Xylene	ND	2.0	0.47	ug/l	
95-47-6	o-Xylene	ND	1.0	0.26	ug/l	

CAS No.	Surrogate Recoveries	Run# 1	Run# 2	Limits
1868-53-7	Dibromofluoromethane	103%		83-118%
17060-07-0	1,2-Dichloroethane-D4	101%		79-125%
2037-26-5	Toluene-D8	96%		85-112%
460-00-4	4-Bromofluorobenzene	102%		83-118%

ND = Not detected MDL = Method Detection Limit
 RL = Reporting Limit
 E = Indicates value exceeds calibration range

J = Indicates an estimated value
 B = Indicates analyte found in associated method blank
 N = Indicates presumptive evidence of a compound

Report of Analysis

Client Sample ID: PSMW-4		Date Sampled: 04/12/22
Lab Sample ID: FA94920-16		Date Received: 04/15/22
Matrix: AQ - Water		Percent Solids: n/a
Method: SW846 8260D		
Project: FPE; Edgefield, SC		

	File ID	DF	Analyzed	By	Prep Date	Prep Batch	Analytical Batch
Run #1	2P88336.D	1	04/25/22 16:18	CF	n/a	n/a	V2P3464
Run #2	2P88370.D	1	04/26/22 11:53	CF	n/a	n/a	V2P3465

	Purge Volume
Run #1	5.0 ml
Run #2	5.0 ml

VOA TCL List (SOM02.0)

CAS No.	Compound	Result	RL	MDL	Units	Q
67-64-1	Acetone	ND	25	10	ug/l	
71-43-2	Benzene	ND	1.0	0.31	ug/l	
74-97-5	Bromochloromethane	ND	1.0	0.45	ug/l	
75-27-4	Bromodichloromethane	ND	1.0	0.24	ug/l	
75-25-2	Bromoform	ND	1.0	0.41	ug/l	
78-93-3	2-Butanone (MEK)	ND	5.0	2.0	ug/l	
75-15-0	Carbon Disulfide	ND	2.0	0.53	ug/l	
56-23-5	Carbon Tetrachloride	ND	1.0	0.36	ug/l	
108-90-7	Chlorobenzene	ND	1.0	0.20	ug/l	
75-00-3	Chloroethane	ND	2.0	0.67	ug/l	
67-66-3	Chloroform	ND	1.0	0.30	ug/l	
110-82-7	Cyclohexane	ND	1.0	0.39	ug/l	
124-48-1	Dibromochloromethane	ND	1.0	0.28	ug/l	
96-12-8	1,2-Dibromo-3-chloropropane	ND	5.0	1.0	ug/l	
106-93-4	1,2-Dibromoethane	ND	2.0	0.28	ug/l	
75-71-8	Dichlorodifluoromethane	ND	2.0	0.50	ug/l	
95-50-1	1,2-Dichlorobenzene	ND	1.0	0.32	ug/l	
541-73-1	1,3-Dichlorobenzene	ND	1.0	0.22	ug/l	
106-46-7	1,4-Dichlorobenzene	ND	1.0	0.26	ug/l	
75-34-3	1,1-Dichloroethane	ND	1.0	0.34	ug/l	
107-06-2	1,2-Dichloroethane	ND	1.0	0.31	ug/l	
75-35-4	1,1-Dichloroethylene	ND	1.0	0.32	ug/l	
156-59-2	cis-1,2-Dichloroethylene	ND	1.0	0.28	ug/l	
156-60-5	trans-1,2-Dichloroethylene	ND	1.0	0.22	ug/l	
78-87-5	1,2-Dichloropropane	ND	1.0	0.43	ug/l	
10061-01-5	cis-1,3-Dichloropropene	ND	1.0	0.29	ug/l	
10061-02-6	trans-1,3-Dichloropropene	ND	1.0	0.21	ug/l	
100-41-4	Ethylbenzene	ND	1.0	0.36	ug/l	
76-13-1	Freon 113	ND	1.0	0.48	ug/l	
591-78-6	2-Hexanone	ND	10	2.0	ug/l	
98-82-8	Isopropylbenzene	ND	1.0	0.22	ug/l	
79-20-9	Methyl Acetate	ND	20	5.0	ug/l	

ND = Not detected MDL = Method Detection Limit

J = Indicates an estimated value

RL = Reporting Limit

B = Indicates analyte found in associated method blank

E = Indicates value exceeds calibration range

N = Indicates presumptive evidence of a compound

Report of Analysis

Client Sample ID: PSMW-4	
Lab Sample ID: FA94920-16	Date Sampled: 04/12/22
Matrix: AQ - Water	Date Received: 04/15/22
Method: SW846 8260D	Percent Solids: n/a
Project: FPE; Edgefield, SC	

VOA TCL List (SOM02.0)

CAS No.	Compound	Result	RL	MDL	Units	Q
74-83-9	Methyl Bromide	ND	5.0	2.0	ug/l	
74-87-3	Methyl Chloride	ND	2.0	0.50	ug/l	
108-87-2	Methylcyclohexane	ND	1.0	0.44	ug/l	
75-09-2	Methylene Chloride	ND	5.0	2.0	ug/l	
108-10-1	4-Methyl-2-pentanone (MIBK)	ND	5.0	1.0	ug/l	
1634-04-4	Methyl Tert Butyl Ether	ND	1.0	0.23	ug/l	
100-42-5	Styrene	ND	1.0	0.22	ug/l	
79-34-5	1,1,2,2-Tetrachloroethane	ND	1.0	0.30	ug/l	
127-18-4	Tetrachloroethylene	ND	1.0	0.22	ug/l	
108-88-3	Toluene	ND	1.0	0.30	ug/l	
87-61-6	1,2,3-Trichlorobenzene	ND	2.0	0.61	ug/l	
120-82-1	1,2,4-Trichlorobenzene	ND	2.0	0.50	ug/l	
71-55-6	1,1,1-Trichloroethane	ND	1.0	0.25	ug/l	
79-00-5	1,1,2-Trichloroethane	ND	1.0	0.47	ug/l	
79-01-6	Trichloroethylene	3.4 ^a	1.0	0.35	ug/l	
75-69-4	Trichlorofluoromethane	ND	2.0	0.50	ug/l	
75-01-4	Vinyl Chloride	ND	1.0	0.41	ug/l	
	m,p-Xylene	ND	2.0	0.47	ug/l	
95-47-6	o-Xylene	ND	1.0	0.26	ug/l	

CAS No.	Surrogate Recoveries	Run# 1	Run# 2	Limits
1868-53-7	Dibromofluoromethane	102%	100%	83-118%
17060-07-0	1,2-Dichloroethane-D4	98%	96%	79-125%
2037-26-5	Toluene-D8	97%	96%	85-112%
460-00-4	4-Bromofluorobenzene	101%	105%	83-118%

(a) Result is from Run# 2

ND = Not detected MDL = Method Detection Limit
 RL = Reporting Limit
 E = Indicates value exceeds calibration range

J = Indicates an estimated value
 B = Indicates analyte found in associated method blank
 N = Indicates presumptive evidence of a compound

Report of Analysis

Client Sample ID: PSMW-5		Date Sampled: 04/12/22
Lab Sample ID: FA94920-17		Date Received: 04/15/22
Matrix: AQ - Water		Percent Solids: n/a
Method: SW846 8260D		
Project: FPE; Edgefield, SC		

Run #	File ID	DF	Analyzed	By	Prep Date	Prep Batch	Analytical Batch
Run #1	2P88338.D	10	04/25/22 16:50	CF	n/a	n/a	V2P3464
Run #2							

Run #	Purge Volume
Run #1	5.0 ml
Run #2	

VOA TCL List (SOM02.0)

CAS No.	Compound	Result	RL	MDL	Units	Q
67-64-1	Acetone	ND	250	100	ug/l	
71-43-2	Benzene	ND	10	3.1	ug/l	
74-97-5	Bromochloromethane	ND	10	4.5	ug/l	
75-27-4	Bromodichloromethane	ND	10	2.4	ug/l	
75-25-2	Bromoform	ND	10	4.1	ug/l	
78-93-3	2-Butanone (MEK)	ND	50	20	ug/l	
75-15-0	Carbon Disulfide	ND	20	5.3	ug/l	
56-23-5	Carbon Tetrachloride	ND	10	3.6	ug/l	
108-90-7	Chlorobenzene	ND	10	2.0	ug/l	
75-00-3	Chloroethane	ND	20	6.7	ug/l	
67-66-3	Chloroform	ND	10	3.0	ug/l	
110-82-7	Cyclohexane	ND	10	3.9	ug/l	
124-48-1	Dibromochloromethane	ND	10	2.8	ug/l	
96-12-8	1,2-Dibromo-3-chloropropane	ND	50	10	ug/l	
106-93-4	1,2-Dibromoethane	ND	20	2.8	ug/l	
75-71-8	Dichlorodifluoromethane	ND	20	5.0	ug/l	
95-50-1	1,2-Dichlorobenzene	ND	10	3.2	ug/l	
541-73-1	1,3-Dichlorobenzene	ND	10	2.2	ug/l	
106-46-7	1,4-Dichlorobenzene	ND	10	2.6	ug/l	
75-34-3	1,1-Dichloroethane	ND	10	3.4	ug/l	
107-06-2	1,2-Dichloroethane	ND	10	3.1	ug/l	
75-35-4	1,1-Dichloroethylene	ND	10	3.2	ug/l	
156-59-2	cis-1,2-Dichloroethylene	103	10	2.8	ug/l	
156-60-5	trans-1,2-Dichloroethylene	ND	10	2.2	ug/l	
78-87-5	1,2-Dichloropropane	ND	10	4.3	ug/l	
10061-01-5	cis-1,3-Dichloropropene	ND	10	2.9	ug/l	
10061-02-6	trans-1,3-Dichloropropene	ND	10	2.1	ug/l	
100-41-4	Ethylbenzene	ND	10	3.6	ug/l	
76-13-1	Freon 113	ND	10	4.8	ug/l	
591-78-6	2-Hexanone	ND	100	20	ug/l	
98-82-8	Isopropylbenzene	ND	10	2.2	ug/l	
79-20-9	Methyl Acetate	ND	200	50	ug/l	

ND = Not detected MDL = Method Detection Limit

RL = Reporting Limit

E = Indicates value exceeds calibration range

J = Indicates an estimated value

B = Indicates analyte found in associated method blank

N = Indicates presumptive evidence of a compound

Report of Analysis

Client Sample ID:	PSMW-5	Date Sampled:	04/12/22
Lab Sample ID:	FA94920-17	Date Received:	04/15/22
Matrix:	AQ - Water	Percent Solids:	n/a
Method:	SW846 8260D		
Project:	FPE; Edgefield, SC		

VOA TCL List (SOM02.0)

CAS No.	Compound	Result	RL	MDL	Units	Q
74-83-9	Methyl Bromide	ND	50	20	ug/l	
74-87-3	Methyl Chloride	ND	20	5.0	ug/l	
108-87-2	Methylcyclohexane	ND	10	4.4	ug/l	
75-09-2	Methylene Chloride	ND	50	20	ug/l	
108-10-1	4-Methyl-2-pentanone (MIBK)	ND	50	10	ug/l	
1634-04-4	Methyl Tert Butyl Ether	ND	10	2.3	ug/l	
100-42-5	Styrene	ND	10	2.2	ug/l	
79-34-5	1,1,2,2-Tetrachloroethane	ND	10	3.0	ug/l	
127-18-4	Tetrachloroethylene	ND	10	2.2	ug/l	
108-88-3	Toluene	ND	10	3.0	ug/l	
87-61-6	1,2,3-Trichlorobenzene	ND	20	6.1	ug/l	
120-82-1	1,2,4-Trichlorobenzene	ND	20	5.0	ug/l	
71-55-6	1,1,1-Trichloroethane	ND	10	2.5	ug/l	
79-00-5	1,1,2-Trichloroethane	ND	10	4.7	ug/l	
79-01-6	Trichloroethylene	683	10	3.5	ug/l	
75-69-4	Trichlorofluoromethane	ND	20	5.0	ug/l	
75-01-4	Vinyl Chloride	ND	10	4.1	ug/l	
	m,p-Xylene	ND	20	4.7	ug/l	
95-47-6	o-Xylene	ND	10	2.6	ug/l	

CAS No.	Surrogate Recoveries	Run# 1	Run# 2	Limits
1868-53-7	Dibromofluoromethane	100%		83-118%
17060-07-0	1,2-Dichloroethane-D4	99%		79-125%
2037-26-5	Toluene-D8	96%		85-112%
460-00-4	4-Bromofluorobenzene	102%		83-118%

ND = Not detected MDL = Method Detection Limit
 RL = Reporting Limit
 E = Indicates value exceeds calibration range

J = Indicates an estimated value
 B = Indicates analyte found in associated method blank
 N = Indicates presumptive evidence of a compound

Report of Analysis

Client Sample ID: AMW-2		Date Sampled: 04/12/22
Lab Sample ID: FA94920-18		Date Received: 04/15/22
Matrix: AQ - Water		Percent Solids: n/a
Method: SW846 8260D		
Project: FPE; Edgefield, SC		

Run #	File ID	DF	Analyzed	By	Prep Date	Prep Batch	Analytical Batch
Run #1	2P88340.D	1	04/25/22 17:21	CF	n/a	n/a	V2P3464
Run #2							

Run #	Purge Volume
Run #1	5.0 ml
Run #2	

VOA TCL List (SOM02.0)

CAS No.	Compound	Result	RL	MDL	Units	Q
67-64-1	Acetone	ND	25	10	ug/l	
71-43-2	Benzene	ND	1.0	0.31	ug/l	
74-97-5	Bromochloromethane	ND	1.0	0.45	ug/l	
75-27-4	Bromodichloromethane	ND	1.0	0.24	ug/l	
75-25-2	Bromoform	ND	1.0	0.41	ug/l	
78-93-3	2-Butanone (MEK)	ND	5.0	2.0	ug/l	
75-15-0	Carbon Disulfide	ND	2.0	0.53	ug/l	
56-23-5	Carbon Tetrachloride	ND	1.0	0.36	ug/l	
108-90-7	Chlorobenzene	ND	1.0	0.20	ug/l	
75-00-3	Chloroethane	ND	2.0	0.67	ug/l	
67-66-3	Chloroform	ND	1.0	0.30	ug/l	
110-82-7	Cyclohexane	ND	1.0	0.39	ug/l	
124-48-1	Dibromochloromethane	ND	1.0	0.28	ug/l	
96-12-8	1,2-Dibromo-3-chloropropane	ND	5.0	1.0	ug/l	
106-93-4	1,2-Dibromoethane	ND	2.0	0.28	ug/l	
75-71-8	Dichlorodifluoromethane	ND	2.0	0.50	ug/l	
95-50-1	1,2-Dichlorobenzene	ND	1.0	0.32	ug/l	
541-73-1	1,3-Dichlorobenzene	ND	1.0	0.22	ug/l	
106-46-7	1,4-Dichlorobenzene	ND	1.0	0.26	ug/l	
75-34-3	1,1-Dichloroethane	ND	1.0	0.34	ug/l	
107-06-2	1,2-Dichloroethane	ND	1.0	0.31	ug/l	
75-35-4	1,1-Dichloroethylene	ND	1.0	0.32	ug/l	
156-59-2	cis-1,2-Dichloroethylene	ND	1.0	0.28	ug/l	
156-60-5	trans-1,2-Dichloroethylene	ND	1.0	0.22	ug/l	
78-87-5	1,2-Dichloropropane	ND	1.0	0.43	ug/l	
10061-01-5	cis-1,3-Dichloropropene	ND	1.0	0.29	ug/l	
10061-02-6	trans-1,3-Dichloropropene	ND	1.0	0.21	ug/l	
100-41-4	Ethylbenzene	ND	1.0	0.36	ug/l	
76-13-1	Freon 113	ND	1.0	0.48	ug/l	
591-78-6	2-Hexanone	ND	10	2.0	ug/l	
98-82-8	Isopropylbenzene	ND	1.0	0.22	ug/l	
79-20-9	Methyl Acetate	ND	20	5.0	ug/l	

ND = Not detected MDL = Method Detection Limit

J = Indicates an estimated value

RL = Reporting Limit

B = Indicates analyte found in associated method blank

E = Indicates value exceeds calibration range

N = Indicates presumptive evidence of a compound

Report of Analysis

Client Sample ID:	AMW-2	Date Sampled:	04/12/22
Lab Sample ID:	FA94920-18	Date Received:	04/15/22
Matrix:	AQ - Water	Percent Solids:	n/a
Method:	SW846 8260D		
Project:	FPE; Edgefield, SC		

VOA TCL List (SOM02.0)

CAS No.	Compound	Result	RL	MDL	Units	Q
74-83-9	Methyl Bromide	ND	5.0	2.0	ug/l	
74-87-3	Methyl Chloride	ND	2.0	0.50	ug/l	
108-87-2	Methylcyclohexane	ND	1.0	0.44	ug/l	
75-09-2	Methylene Chloride	ND	5.0	2.0	ug/l	
108-10-1	4-Methyl-2-pentanone (MIBK)	ND	5.0	1.0	ug/l	
1634-04-4	Methyl Tert Butyl Ether	ND	1.0	0.23	ug/l	
100-42-5	Styrene	ND	1.0	0.22	ug/l	
79-34-5	1,1,2,2-Tetrachloroethane	ND	1.0	0.30	ug/l	
127-18-4	Tetrachloroethylene	ND	1.0	0.22	ug/l	
108-88-3	Toluene	ND	1.0	0.30	ug/l	
87-61-6	1,2,3-Trichlorobenzene	ND	2.0	0.61	ug/l	
120-82-1	1,2,4-Trichlorobenzene	ND	2.0	0.50	ug/l	
71-55-6	1,1,1-Trichloroethane	ND	1.0	0.25	ug/l	
79-00-5	1,1,2-Trichloroethane	ND	1.0	0.47	ug/l	
79-01-6	Trichloroethylene	2.3	1.0	0.35	ug/l	
75-69-4	Trichlorofluoromethane	ND	2.0	0.50	ug/l	
75-01-4	Vinyl Chloride	ND	1.0	0.41	ug/l	
	m,p-Xylene	ND	2.0	0.47	ug/l	
95-47-6	o-Xylene	ND	1.0	0.26	ug/l	

CAS No.	Surrogate Recoveries	Run# 1	Run# 2	Limits
1868-53-7	Dibromofluoromethane	102%		83-118%
17060-07-0	1,2-Dichloroethane-D4	100%		79-125%
2037-26-5	Toluene-D8	96%		85-112%
460-00-4	4-Bromofluorobenzene	102%		83-118%

ND = Not detected MDL = Method Detection Limit
 RL = Reporting Limit
 E = Indicates value exceeds calibration range

J = Indicates an estimated value
 B = Indicates analyte found in associated method blank
 N = Indicates presumptive evidence of a compound

Report of Analysis

Client Sample ID: AMW-3		Date Sampled: 04/12/22
Lab Sample ID: FA94920-19		Date Received: 04/15/22
Matrix: AQ - Water		Percent Solids: n/a
Method: SW846 8260D		
Project: FPE; Edgefield, SC		

Run #	File ID	DF	Analyzed	By	Prep Date	Prep Batch	Analytical Batch
Run #1	2P88342.D	2.5	04/25/22 17:52	CF	n/a	n/a	V2P3464
Run #2							

Run #	Purge Volume
Run #1	5.0 ml
Run #2	

VOA TCL List (SOM02.0)

CAS No.	Compound	Result	RL	MDL	Units	Q
67-64-1	Acetone	ND	63	25	ug/l	
71-43-2	Benzene	ND	2.5	0.78	ug/l	
74-97-5	Bromochloromethane	ND	2.5	1.1	ug/l	
75-27-4	Bromodichloromethane	ND	2.5	0.61	ug/l	
75-25-2	Bromoform	ND	2.5	1.0	ug/l	
78-93-3	2-Butanone (MEK)	ND	13	5.0	ug/l	
75-15-0	Carbon Disulfide	ND	5.0	1.3	ug/l	
56-23-5	Carbon Tetrachloride	ND	2.5	0.89	ug/l	
108-90-7	Chlorobenzene	ND	2.5	0.50	ug/l	
75-00-3	Chloroethane	ND	5.0	1.7	ug/l	
67-66-3	Chloroform	ND	2.5	0.75	ug/l	
110-82-7	Cyclohexane	ND	2.5	0.98	ug/l	
124-48-1	Dibromochloromethane	ND	2.5	0.69	ug/l	
96-12-8	1,2-Dibromo-3-chloropropane	ND	13	2.6	ug/l	
106-93-4	1,2-Dibromoethane	ND	5.0	0.69	ug/l	
75-71-8	Dichlorodifluoromethane	ND	5.0	1.3	ug/l	
95-50-1	1,2-Dichlorobenzene	ND	2.5	0.81	ug/l	
541-73-1	1,3-Dichlorobenzene	ND	2.5	0.54	ug/l	
106-46-7	1,4-Dichlorobenzene	ND	2.5	0.64	ug/l	
75-34-3	1,1-Dichloroethane	ND	2.5	0.85	ug/l	
107-06-2	1,2-Dichloroethane	ND	2.5	0.78	ug/l	
75-35-4	1,1-Dichloroethylene	ND	2.5	0.81	ug/l	
156-59-2	cis-1,2-Dichloroethylene	10.1	2.5	0.69	ug/l	
156-60-5	trans-1,2-Dichloroethylene	ND	2.5	0.55	ug/l	
78-87-5	1,2-Dichloropropane	ND	2.5	1.1	ug/l	
10061-01-5	cis-1,3-Dichloropropene	ND	2.5	0.73	ug/l	
10061-02-6	trans-1,3-Dichloropropene	ND	2.5	0.54	ug/l	
100-41-4	Ethylbenzene	ND	2.5	0.89	ug/l	
76-13-1	Freon 113	ND	2.5	1.2	ug/l	
591-78-6	2-Hexanone	ND	25	5.0	ug/l	
98-82-8	Isopropylbenzene	ND	2.5	0.55	ug/l	
79-20-9	Methyl Acetate	ND	50	13	ug/l	

ND = Not detected MDL = Method Detection Limit

J = Indicates an estimated value

RL = Reporting Limit

B = Indicates analyte found in associated method blank

E = Indicates value exceeds calibration range

N = Indicates presumptive evidence of a compound

Report of Analysis

Client Sample ID:	AMW-3	Date Sampled:	04/12/22
Lab Sample ID:	FA94920-19	Date Received:	04/15/22
Matrix:	AQ - Water	Percent Solids:	n/a
Method:	SW846 8260D		
Project:	FPE; Edgefield, SC		

VOA TCL List (SOM02.0)

CAS No.	Compound	Result	RL	MDL	Units	Q
74-83-9	Methyl Bromide	ND	13	5.0	ug/l	
74-87-3	Methyl Chloride	ND	5.0	1.3	ug/l	
108-87-2	Methylcyclohexane	ND	2.5	1.1	ug/l	
75-09-2	Methylene Chloride	ND	13	5.0	ug/l	
108-10-1	4-Methyl-2-pentanone (MIBK)	ND	13	2.5	ug/l	
1634-04-4	Methyl Tert Butyl Ether	ND	2.5	0.57	ug/l	
100-42-5	Styrene	ND	2.5	0.56	ug/l	
79-34-5	1,1,2,2-Tetrachloroethane	ND	2.5	0.75	ug/l	
127-18-4	Tetrachloroethylene	ND	2.5	0.54	ug/l	
108-88-3	Toluene	ND	2.5	0.75	ug/l	
87-61-6	1,2,3-Trichlorobenzene	ND	5.0	1.5	ug/l	
120-82-1	1,2,4-Trichlorobenzene	ND	5.0	1.3	ug/l	
71-55-6	1,1,1-Trichloroethane	ND	2.5	0.62	ug/l	
79-00-5	1,1,2-Trichloroethane	ND	2.5	1.2	ug/l	
79-01-6	Trichloroethylene	194	2.5	0.86	ug/l	
75-69-4	Trichlorofluoromethane	ND	5.0	1.3	ug/l	
75-01-4	Vinyl Chloride	ND	2.5	1.0	ug/l	
	m,p-Xylene	ND	5.0	1.2	ug/l	
95-47-6	o-Xylene	ND	2.5	0.64	ug/l	

CAS No.	Surrogate Recoveries	Run# 1	Run# 2	Limits
1868-53-7	Dibromofluoromethane	101%		83-118%
17060-07-0	1,2-Dichloroethane-D4	99%		79-125%
2037-26-5	Toluene-D8	96%		85-112%
460-00-4	4-Bromofluorobenzene	102%		83-118%

ND = Not detected MDL = Method Detection Limit
 RL = Reporting Limit
 E = Indicates value exceeds calibration range

J = Indicates an estimated value
 B = Indicates analyte found in associated method blank
 N = Indicates presumptive evidence of a compound

Report of Analysis

Client Sample ID: RTB-6		Date Sampled: 04/12/22
Lab Sample ID: FA94920-20		Date Received: 04/15/22
Matrix: AQ - Water		Percent Solids: n/a
Method: SW846 8260D		
Project: FPE; Edgefield, SC		

Run #	File ID	DF	Analyzed	By	Prep Date	Prep Batch	Analytical Batch
Run #1	2P88344.D	25	04/25/22 18:24	CF	n/a	n/a	V2P3464
Run #2							

Run #	Purge Volume
Run #1	5.0 ml
Run #2	

VOA TCL List (SOM02.0)

CAS No.	Compound	Result	RL	MDL	Units	Q
67-64-1	Acetone	ND	630	250	ug/l	
71-43-2	Benzene	ND	25	7.8	ug/l	
74-97-5	Bromochloromethane	ND	25	11	ug/l	
75-27-4	Bromodichloromethane	ND	25	6.1	ug/l	
75-25-2	Bromoform	ND	25	10	ug/l	
78-93-3	2-Butanone (MEK)	ND	130	50	ug/l	
75-15-0	Carbon Disulfide	ND	50	13	ug/l	
56-23-5	Carbon Tetrachloride	ND	25	8.9	ug/l	
108-90-7	Chlorobenzene	ND	25	5.0	ug/l	
75-00-3	Chloroethane	ND	50	17	ug/l	
67-66-3	Chloroform	ND	25	7.5	ug/l	
110-82-7	Cyclohexane	ND	25	9.8	ug/l	
124-48-1	Dibromochloromethane	ND	25	6.9	ug/l	
96-12-8	1,2-Dibromo-3-chloropropane	ND	130	26	ug/l	
106-93-4	1,2-Dibromoethane	ND	50	6.9	ug/l	
75-71-8	Dichlorodifluoromethane	ND	50	13	ug/l	
95-50-1	1,2-Dichlorobenzene	ND	25	8.1	ug/l	
541-73-1	1,3-Dichlorobenzene	ND	25	5.4	ug/l	
106-46-7	1,4-Dichlorobenzene	ND	25	6.4	ug/l	
75-34-3	1,1-Dichloroethane	ND	25	8.5	ug/l	
107-06-2	1,2-Dichloroethane	ND	25	7.8	ug/l	
75-35-4	1,1-Dichloroethylene	19.4	25	8.1	ug/l	J
156-59-2	cis-1,2-Dichloroethylene	186	25	6.9	ug/l	
156-60-5	trans-1,2-Dichloroethylene	ND	25	5.5	ug/l	
78-87-5	1,2-Dichloropropane	ND	25	11	ug/l	
10061-01-5	cis-1,3-Dichloropropene	ND	25	7.3	ug/l	
10061-02-6	trans-1,3-Dichloropropene	ND	25	5.4	ug/l	
100-41-4	Ethylbenzene	ND	25	8.9	ug/l	
76-13-1	Freon 113	ND	25	12	ug/l	
591-78-6	2-Hexanone	ND	250	50	ug/l	
98-82-8	Isopropylbenzene	ND	25	5.5	ug/l	
79-20-9	Methyl Acetate	ND	500	130	ug/l	

ND = Not detected MDL = Method Detection Limit

RL = Reporting Limit

E = Indicates value exceeds calibration range

J = Indicates an estimated value

B = Indicates analyte found in associated method blank

N = Indicates presumptive evidence of a compound

Report of Analysis

Client Sample ID:	RTB-6	Date Sampled:	04/12/22
Lab Sample ID:	FA94920-20	Date Received:	04/15/22
Matrix:	AQ - Water	Percent Solids:	n/a
Method:	SW846 8260D		
Project:	FPE; Edgefield, SC		

VOA TCL List (SOM02.0)

CAS No.	Compound	Result	RL	MDL	Units	Q
74-83-9	Methyl Bromide	ND	130	50	ug/l	
74-87-3	Methyl Chloride	ND	50	13	ug/l	
108-87-2	Methylcyclohexane	ND	25	11	ug/l	
75-09-2	Methylene Chloride	ND	130	50	ug/l	
108-10-1	4-Methyl-2-pentanone (MIBK)	ND	130	25	ug/l	
1634-04-4	Methyl Tert Butyl Ether	ND	25	5.7	ug/l	
100-42-5	Styrene	ND	25	5.6	ug/l	
79-34-5	1,1,2,2-Tetrachloroethane	ND	25	7.5	ug/l	
127-18-4	Tetrachloroethylene	ND	25	5.4	ug/l	
108-88-3	Toluene	ND	25	7.5	ug/l	
87-61-6	1,2,3-Trichlorobenzene	ND	50	15	ug/l	
120-82-1	1,2,4-Trichlorobenzene	ND	50	13	ug/l	
71-55-6	1,1,1-Trichloroethane	ND	25	6.2	ug/l	
79-00-5	1,1,2-Trichloroethane	ND	25	12	ug/l	
79-01-6	Trichloroethylene	1070	25	8.6	ug/l	
75-69-4	Trichlorofluoromethane	ND	50	13	ug/l	
75-01-4	Vinyl Chloride	88.8	25	10	ug/l	
	m,p-Xylene	ND	50	12	ug/l	
95-47-6	o-Xylene	ND	25	6.4	ug/l	

CAS No.	Surrogate Recoveries	Run# 1	Run# 2	Limits
1868-53-7	Dibromofluoromethane	103%		83-118%
17060-07-0	1,2-Dichloroethane-D4	102%		79-125%
2037-26-5	Toluene-D8	96%		85-112%
460-00-4	4-Bromofluorobenzene	102%		83-118%

ND = Not detected MDL = Method Detection Limit
 RL = Reporting Limit
 E = Indicates value exceeds calibration range

J = Indicates an estimated value
 B = Indicates analyte found in associated method blank
 N = Indicates presumptive evidence of a compound

Report of Analysis

Client Sample ID: DUP-1		Date Sampled: 04/12/22
Lab Sample ID: FA94920-21		Date Received: 04/15/22
Matrix: AQ - Water		Percent Solids: n/a
Method: SW846 8260D		
Project: FPE; Edgefield, SC		

	File ID	DF	Analyzed	By	Prep Date	Prep Batch	Analytical Batch
Run #1	2P88346.D	1	04/25/22 18:55	CF	n/a	n/a	V2P3464
Run #2	2P88376.D	50	04/26/22 13:27	CF	n/a	n/a	V2P3465

	Purge Volume
Run #1	5.0 ml
Run #2	5.0 ml

VOA TCL List (SOM02.0)

CAS No.	Compound	Result	RL	MDL	Units	Q
67-64-1	Acetone	ND	25	10	ug/l	
71-43-2	Benzene	ND	1.0	0.31	ug/l	
74-97-5	Bromochloromethane	ND	1.0	0.45	ug/l	
75-27-4	Bromodichloromethane	ND	1.0	0.24	ug/l	
75-25-2	Bromoform	ND	1.0	0.41	ug/l	
78-93-3	2-Butanone (MEK)	ND	5.0	2.0	ug/l	
75-15-0	Carbon Disulfide	ND	2.0	0.53	ug/l	
56-23-5	Carbon Tetrachloride	ND	1.0	0.36	ug/l	
108-90-7	Chlorobenzene	ND	1.0	0.20	ug/l	
75-00-3	Chloroethane	ND	2.0	0.67	ug/l	
67-66-3	Chloroform	ND	1.0	0.30	ug/l	
110-82-7	Cyclohexane	ND	1.0	0.39	ug/l	
124-48-1	Dibromochloromethane	ND	1.0	0.28	ug/l	
96-12-8	1,2-Dibromo-3-chloropropane	ND	5.0	1.0	ug/l	
106-93-4	1,2-Dibromoethane	ND	2.0	0.28	ug/l	
75-71-8	Dichlorodifluoromethane	ND	2.0	0.50	ug/l	
95-50-1	1,2-Dichlorobenzene	ND	1.0	0.32	ug/l	
541-73-1	1,3-Dichlorobenzene	ND	1.0	0.22	ug/l	
106-46-7	1,4-Dichlorobenzene	ND	1.0	0.26	ug/l	
75-34-3	1,1-Dichloroethane	ND	1.0	0.34	ug/l	
107-06-2	1,2-Dichloroethane	ND	1.0	0.31	ug/l	
75-35-4	1,1-Dichloroethylene	29.2	1.0	0.32	ug/l	
156-59-2	cis-1,2-Dichloroethylene	181 ^a	50	14	ug/l	
156-60-5	trans-1,2-Dichloroethylene	3.3	1.0	0.22	ug/l	
78-87-5	1,2-Dichloropropane	ND	1.0	0.43	ug/l	
10061-01-5	cis-1,3-Dichloropropene	ND	1.0	0.29	ug/l	
10061-02-6	trans-1,3-Dichloropropene	ND	1.0	0.21	ug/l	
100-41-4	Ethylbenzene	ND	1.0	0.36	ug/l	
76-13-1	Freon 113	ND	1.0	0.48	ug/l	
591-78-6	2-Hexanone	ND	10	2.0	ug/l	
98-82-8	Isopropylbenzene	ND	1.0	0.22	ug/l	
79-20-9	Methyl Acetate	ND	20	5.0	ug/l	

ND = Not detected MDL = Method Detection Limit

J = Indicates an estimated value

RL = Reporting Limit

B = Indicates analyte found in associated method blank

E = Indicates value exceeds calibration range

N = Indicates presumptive evidence of a compound

Report of Analysis

Client Sample ID:	DUP-1	Date Sampled:	04/12/22
Lab Sample ID:	FA94920-21	Date Received:	04/15/22
Matrix:	AQ - Water	Percent Solids:	n/a
Method:	SW846 8260D		
Project:	FPE; Edgefield, SC		

VOA TCL List (SOM02.0)

CAS No.	Compound	Result	RL	MDL	Units	Q
74-83-9	Methyl Bromide	ND	5.0	2.0	ug/l	
74-87-3	Methyl Chloride	ND	2.0	0.50	ug/l	
108-87-2	Methylcyclohexane	ND	1.0	0.44	ug/l	
75-09-2	Methylene Chloride	ND	5.0	2.0	ug/l	
108-10-1	4-Methyl-2-pentanone (MIBK)	ND	5.0	1.0	ug/l	
1634-04-4	Methyl Tert Butyl Ether	ND	1.0	0.23	ug/l	
100-42-5	Styrene	ND	1.0	0.22	ug/l	
79-34-5	1,1,2,2-Tetrachloroethane	ND	1.0	0.30	ug/l	
127-18-4	Tetrachloroethylene	ND	1.0	0.22	ug/l	
108-88-3	Toluene	ND	1.0	0.30	ug/l	
87-61-6	1,2,3-Trichlorobenzene	ND	2.0	0.61	ug/l	
120-82-1	1,2,4-Trichlorobenzene	ND	2.0	0.50	ug/l	
71-55-6	1,1,1-Trichloroethane	ND	1.0	0.25	ug/l	
79-00-5	1,1,2-Trichloroethane	ND	1.0	0.47	ug/l	
79-01-6	Trichloroethylene	1050 ^a	50	17	ug/l	
75-69-4	Trichlorofluoromethane	ND	2.0	0.50	ug/l	
75-01-4	Vinyl Chloride	75.2 ^a	50	20	ug/l	
	m,p-Xylene	ND	2.0	0.47	ug/l	
95-47-6	o-Xylene	ND	1.0	0.26	ug/l	

CAS No.	Surrogate Recoveries	Run# 1	Run# 2	Limits
1868-53-7	Dibromofluoromethane	105%	102%	83-118%
17060-07-0	1,2-Dichloroethane-D4	100%	97%	79-125%
2037-26-5	Toluene-D8	96%	95%	85-112%
460-00-4	4-Bromofluorobenzene	103%	105%	83-118%

(a) Result is from Run# 2

ND = Not detected MDL = Method Detection Limit
 RL = Reporting Limit
 E = Indicates value exceeds calibration range

J = Indicates an estimated value
 B = Indicates analyte found in associated method blank
 N = Indicates presumptive evidence of a compound

Report of Analysis

Client Sample ID: AMW-5		Date Sampled: 04/12/22
Lab Sample ID: FA94920-22		Date Received: 04/15/22
Matrix: AQ - Water		Percent Solids: n/a
Method: SW846 8260D		
Project: FPE; Edgefield, SC		

Run #1	File ID	DF	Analyzed	By	Prep Date	Prep Batch	Analytical Batch
Run #1	2P88372.D	1	04/26/22 12:24	CF	n/a	n/a	V2P3465
Run #2							

Run #1	Purge Volume
Run #1	5.0 ml
Run #2	

VOA TCL List (SOM02.0)

CAS No.	Compound	Result	RL	MDL	Units	Q
67-64-1	Acetone	ND	25	10	ug/l	
71-43-2	Benzene	ND	1.0	0.31	ug/l	
74-97-5	Bromochloromethane	ND	1.0	0.45	ug/l	
75-27-4	Bromodichloromethane	ND	1.0	0.24	ug/l	
75-25-2	Bromoform	ND	1.0	0.41	ug/l	
78-93-3	2-Butanone (MEK)	ND	5.0	2.0	ug/l	
75-15-0	Carbon Disulfide	ND	2.0	0.53	ug/l	
56-23-5	Carbon Tetrachloride	ND	1.0	0.36	ug/l	
108-90-7	Chlorobenzene	ND	1.0	0.20	ug/l	
75-00-3	Chloroethane	ND	2.0	0.67	ug/l	
67-66-3	Chloroform	ND	1.0	0.30	ug/l	
110-82-7	Cyclohexane	ND	1.0	0.39	ug/l	
124-48-1	Dibromochloromethane	ND	1.0	0.28	ug/l	
96-12-8	1,2-Dibromo-3-chloropropane	ND	5.0	1.0	ug/l	
106-93-4	1,2-Dibromoethane	ND	2.0	0.28	ug/l	
75-71-8	Dichlorodifluoromethane	ND	2.0	0.50	ug/l	
95-50-1	1,2-Dichlorobenzene	ND	1.0	0.32	ug/l	
541-73-1	1,3-Dichlorobenzene	ND	1.0	0.22	ug/l	
106-46-7	1,4-Dichlorobenzene	ND	1.0	0.26	ug/l	
75-34-3	1,1-Dichloroethane	2.3	1.0	0.34	ug/l	
107-06-2	1,2-Dichloroethane	ND	1.0	0.31	ug/l	
75-35-4	1,1-Dichloroethylene	0.97	1.0	0.32	ug/l	J
156-59-2	cis-1,2-Dichloroethylene	2.4	1.0	0.28	ug/l	
156-60-5	trans-1,2-Dichloroethylene	ND	1.0	0.22	ug/l	
78-87-5	1,2-Dichloropropane	ND	1.0	0.43	ug/l	
10061-01-5	cis-1,3-Dichloropropene	ND	1.0	0.29	ug/l	
10061-02-6	trans-1,3-Dichloropropene	ND	1.0	0.21	ug/l	
100-41-4	Ethylbenzene	ND	1.0	0.36	ug/l	
76-13-1	Freon 113	ND	1.0	0.48	ug/l	
591-78-6	2-Hexanone	ND	10	2.0	ug/l	
98-82-8	Isopropylbenzene	ND	1.0	0.22	ug/l	
79-20-9	Methyl Acetate	ND	20	5.0	ug/l	

ND = Not detected MDL = Method Detection Limit

J = Indicates an estimated value

RL = Reporting Limit

B = Indicates analyte found in associated method blank

E = Indicates value exceeds calibration range

N = Indicates presumptive evidence of a compound

Report of Analysis

Client Sample ID: AMW-5	
Lab Sample ID: FA94920-22	Date Sampled: 04/12/22
Matrix: AQ - Water	Date Received: 04/15/22
Method: SW846 8260D	Percent Solids: n/a
Project: FPE; Edgefield, SC	

VOA TCL List (SOM02.0)

CAS No.	Compound	Result	RL	MDL	Units	Q
74-83-9	Methyl Bromide	ND	5.0	2.0	ug/l	
74-87-3	Methyl Chloride	ND	2.0	0.50	ug/l	
108-87-2	Methylcyclohexane	ND	1.0	0.44	ug/l	
75-09-2	Methylene Chloride	ND	5.0	2.0	ug/l	
108-10-1	4-Methyl-2-pentanone (MIBK)	ND	5.0	1.0	ug/l	
1634-04-4	Methyl Tert Butyl Ether	ND	1.0	0.23	ug/l	
100-42-5	Styrene	ND	1.0	0.22	ug/l	
79-34-5	1,1,2,2-Tetrachloroethane	ND	1.0	0.30	ug/l	
127-18-4	Tetrachloroethylene	ND	1.0	0.22	ug/l	
108-88-3	Toluene	ND	1.0	0.30	ug/l	
87-61-6	1,2,3-Trichlorobenzene	ND	2.0	0.61	ug/l	
120-82-1	1,2,4-Trichlorobenzene	ND	2.0	0.50	ug/l	
71-55-6	1,1,1-Trichloroethane	ND	1.0	0.25	ug/l	
79-00-5	1,1,2-Trichloroethane	ND	1.0	0.47	ug/l	
79-01-6	Trichloroethylene	9.7	1.0	0.35	ug/l	
75-69-4	Trichlorofluoromethane	ND	2.0	0.50	ug/l	
75-01-4	Vinyl Chloride	10.8	1.0	0.41	ug/l	
	m,p-Xylene	ND	2.0	0.47	ug/l	
95-47-6	o-Xylene	ND	1.0	0.26	ug/l	

CAS No.	Surrogate Recoveries	Run# 1	Run# 2	Limits
1868-53-7	Dibromofluoromethane	102%		83-118%
17060-07-0	1,2-Dichloroethane-D4	96%		79-125%
2037-26-5	Toluene-D8	97%		85-112%
460-00-4	4-Bromofluorobenzene	103%		83-118%

ND = Not detected MDL = Method Detection Limit
 RL = Reporting Limit
 E = Indicates value exceeds calibration range

J = Indicates an estimated value
 B = Indicates analyte found in associated method blank
 N = Indicates presumptive evidence of a compound

Report of Analysis

Client Sample ID: MW-17		Date Sampled: 04/13/22
Lab Sample ID: FA94920-23		Date Received: 04/15/22
Matrix: AQ - Water		Percent Solids: n/a
Method: SW846 8260D		
Project: FPE; Edgefield, SC		

Run #1	File ID	DF	Analyzed	By	Prep Date	Prep Batch	Analytical Batch
Run #1	2P88350.D	10	04/25/22 19:57	CF	n/a	n/a	V2P3464
Run #2							

Run #1	Purge Volume
Run #1	5.0 ml
Run #2	

VOA TCL List (SOM02.0)

CAS No.	Compound	Result	RL	MDL	Units	Q
67-64-1	Acetone	ND	250	100	ug/l	
71-43-2	Benzene	ND	10	3.1	ug/l	
74-97-5	Bromochloromethane	ND	10	4.5	ug/l	
75-27-4	Bromodichloromethane	ND	10	2.4	ug/l	
75-25-2	Bromoform	ND	10	4.1	ug/l	
78-93-3	2-Butanone (MEK)	ND	50	20	ug/l	
75-15-0	Carbon Disulfide	ND	20	5.3	ug/l	
56-23-5	Carbon Tetrachloride	ND	10	3.6	ug/l	
108-90-7	Chlorobenzene	ND	10	2.0	ug/l	
75-00-3	Chloroethane	ND	20	6.7	ug/l	
67-66-3	Chloroform	ND	10	3.0	ug/l	
110-82-7	Cyclohexane	ND	10	3.9	ug/l	
124-48-1	Dibromochloromethane	ND	10	2.8	ug/l	
96-12-8	1,2-Dibromo-3-chloropropane	ND	50	10	ug/l	
106-93-4	1,2-Dibromoethane	ND	20	2.8	ug/l	
75-71-8	Dichlorodifluoromethane	ND	20	5.0	ug/l	
95-50-1	1,2-Dichlorobenzene	ND	10	3.2	ug/l	
541-73-1	1,3-Dichlorobenzene	ND	10	2.2	ug/l	
106-46-7	1,4-Dichlorobenzene	ND	10	2.6	ug/l	
75-34-3	1,1-Dichloroethane	ND	10	3.4	ug/l	
107-06-2	1,2-Dichloroethane	ND	10	3.1	ug/l	
75-35-4	1,1-Dichloroethylene	ND	10	3.2	ug/l	
156-59-2	cis-1,2-Dichloroethylene	10.6	10	2.8	ug/l	
156-60-5	trans-1,2-Dichloroethylene	ND	10	2.2	ug/l	
78-87-5	1,2-Dichloropropane	ND	10	4.3	ug/l	
10061-01-5	cis-1,3-Dichloropropene	ND	10	2.9	ug/l	
10061-02-6	trans-1,3-Dichloropropene	ND	10	2.1	ug/l	
100-41-4	Ethylbenzene	ND	10	3.6	ug/l	
76-13-1	Freon 113	ND	10	4.8	ug/l	
591-78-6	2-Hexanone	ND	100	20	ug/l	
98-82-8	Isopropylbenzene	ND	10	2.2	ug/l	
79-20-9	Methyl Acetate	ND	200	50	ug/l	

ND = Not detected MDL = Method Detection Limit

J = Indicates an estimated value

RL = Reporting Limit

B = Indicates analyte found in associated method blank

E = Indicates value exceeds calibration range

N = Indicates presumptive evidence of a compound

Report of Analysis

Client Sample ID: MW-17	
Lab Sample ID: FA94920-23	Date Sampled: 04/13/22
Matrix: AQ - Water	Date Received: 04/15/22
Method: SW846 8260D	Percent Solids: n/a
Project: FPE; Edgefield, SC	

VOA TCL List (SOM02.0)

CAS No.	Compound	Result	RL	MDL	Units	Q
74-83-9	Methyl Bromide	ND	50	20	ug/l	
74-87-3	Methyl Chloride	ND	20	5.0	ug/l	
108-87-2	Methylcyclohexane	ND	10	4.4	ug/l	
75-09-2	Methylene Chloride	ND	50	20	ug/l	
108-10-1	4-Methyl-2-pentanone (MIBK)	ND	50	10	ug/l	
1634-04-4	Methyl Tert Butyl Ether	ND	10	2.3	ug/l	
100-42-5	Styrene	ND	10	2.2	ug/l	
79-34-5	1,1,2,2-Tetrachloroethane	ND	10	3.0	ug/l	
127-18-4	Tetrachloroethylene	30.0	10	2.2	ug/l	
108-88-3	Toluene	ND	10	3.0	ug/l	
87-61-6	1,2,3-Trichlorobenzene	ND	20	6.1	ug/l	
120-82-1	1,2,4-Trichlorobenzene	ND	20	5.0	ug/l	
71-55-6	1,1,1-Trichloroethane	ND	10	2.5	ug/l	
79-00-5	1,1,2-Trichloroethane	ND	10	4.7	ug/l	
79-01-6	Trichloroethylene	878	10	3.5	ug/l	
75-69-4	Trichlorofluoromethane	ND	20	5.0	ug/l	
75-01-4	Vinyl Chloride	ND	10	4.1	ug/l	
	m,p-Xylene	ND	20	4.7	ug/l	
95-47-6	o-Xylene	ND	10	2.6	ug/l	

CAS No.	Surrogate Recoveries	Run# 1	Run# 2	Limits
1868-53-7	Dibromofluoromethane	103%		83-118%
17060-07-0	1,2-Dichloroethane-D4	99%		79-125%
2037-26-5	Toluene-D8	96%		85-112%
460-00-4	4-Bromofluorobenzene	103%		83-118%

ND = Not detected MDL = Method Detection Limit
 RL = Reporting Limit
 E = Indicates value exceeds calibration range

J = Indicates an estimated value
 B = Indicates analyte found in associated method blank
 N = Indicates presumptive evidence of a compound

Report of Analysis

Client Sample ID: DUP-3		Date Sampled: 04/13/22
Lab Sample ID: FA94920-24		Date Received: 04/15/22
Matrix: AQ - Water		Percent Solids: n/a
Method: SW846 8260D		
Project: FPE; Edgefield, SC		

	File ID	DF	Analyzed	By	Prep Date	Prep Batch	Analytical Batch
Run #1	2P88352.D	1	04/25/22 20:28	CF	n/a	n/a	V2P3464
Run #2	2P88378.D	25	04/26/22 13:58	CF	n/a	n/a	V2P3465

	Purge Volume
Run #1	5.0 ml
Run #2	5.0 ml

VOA TCL List (SOM02.0)

CAS No.	Compound	Result	RL	MDL	Units	Q
67-64-1	Acetone	ND	25	10	ug/l	
71-43-2	Benzene	ND	1.0	0.31	ug/l	
74-97-5	Bromochloromethane	ND	1.0	0.45	ug/l	
75-27-4	Bromodichloromethane	ND	1.0	0.24	ug/l	
75-25-2	Bromoform	ND	1.0	0.41	ug/l	
78-93-3	2-Butanone (MEK)	ND	5.0	2.0	ug/l	
75-15-0	Carbon Disulfide	ND	2.0	0.53	ug/l	
56-23-5	Carbon Tetrachloride	ND	1.0	0.36	ug/l	
108-90-7	Chlorobenzene	ND	1.0	0.20	ug/l	
75-00-3	Chloroethane	ND	2.0	0.67	ug/l	
67-66-3	Chloroform	1.1	1.0	0.30	ug/l	
110-82-7	Cyclohexane	ND	1.0	0.39	ug/l	
124-48-1	Dibromochloromethane	ND	1.0	0.28	ug/l	
96-12-8	1,2-Dibromo-3-chloropropane	ND	5.0	1.0	ug/l	
106-93-4	1,2-Dibromoethane	ND	2.0	0.28	ug/l	
75-71-8	Dichlorodifluoromethane	ND	2.0	0.50	ug/l	
95-50-1	1,2-Dichlorobenzene	ND	1.0	0.32	ug/l	
541-73-1	1,3-Dichlorobenzene	ND	1.0	0.22	ug/l	
106-46-7	1,4-Dichlorobenzene	ND	1.0	0.26	ug/l	
75-34-3	1,1-Dichloroethane	ND	1.0	0.34	ug/l	
107-06-2	1,2-Dichloroethane	ND	1.0	0.31	ug/l	
75-35-4	1,1-Dichloroethylene	20.6	1.0	0.32	ug/l	
156-59-2	cis-1,2-Dichloroethylene	13.0	1.0	0.28	ug/l	
156-60-5	trans-1,2-Dichloroethylene	ND	1.0	0.22	ug/l	
78-87-5	1,2-Dichloropropane	ND	1.0	0.43	ug/l	
10061-01-5	cis-1,3-Dichloropropene	ND	1.0	0.29	ug/l	
10061-02-6	trans-1,3-Dichloropropene	ND	1.0	0.21	ug/l	
100-41-4	Ethylbenzene	ND	1.0	0.36	ug/l	
76-13-1	Freon 113	0.92	1.0	0.48	ug/l	J
591-78-6	2-Hexanone	ND	10	2.0	ug/l	
98-82-8	Isopropylbenzene	ND	1.0	0.22	ug/l	
79-20-9	Methyl Acetate	ND	20	5.0	ug/l	

ND = Not detected MDL = Method Detection Limit

J = Indicates an estimated value

RL = Reporting Limit

B = Indicates analyte found in associated method blank

E = Indicates value exceeds calibration range

N = Indicates presumptive evidence of a compound

Report of Analysis

Client Sample ID: DUP-3	
Lab Sample ID: FA94920-24	Date Sampled: 04/13/22
Matrix: AQ - Water	Date Received: 04/15/22
Method: SW846 8260D	Percent Solids: n/a
Project: FPE; Edgefield, SC	

VOA TCL List (SOM02.0)

CAS No.	Compound	Result	RL	MDL	Units	Q
74-83-9	Methyl Bromide	ND	5.0	2.0	ug/l	
74-87-3	Methyl Chloride	ND	2.0	0.50	ug/l	
108-87-2	Methylcyclohexane	ND	1.0	0.44	ug/l	
75-09-2	Methylene Chloride	ND	5.0	2.0	ug/l	
108-10-1	4-Methyl-2-pentanone (MIBK)	ND	5.0	1.0	ug/l	
1634-04-4	Methyl Tert Butyl Ether	ND	1.0	0.23	ug/l	
100-42-5	Styrene	ND	1.0	0.22	ug/l	
79-34-5	1,1,2,2-Tetrachloroethane	ND	1.0	0.30	ug/l	
127-18-4	Tetrachloroethylene	45.3	1.0	0.22	ug/l	
108-88-3	Toluene	ND	1.0	0.30	ug/l	
87-61-6	1,2,3-Trichlorobenzene	ND	2.0	0.61	ug/l	
120-82-1	1,2,4-Trichlorobenzene	ND	2.0	0.50	ug/l	
71-55-6	1,1,1-Trichloroethane	1.1	1.0	0.25	ug/l	
79-00-5	1,1,2-Trichloroethane	ND	1.0	0.47	ug/l	
79-01-6	Trichloroethylene	919 ^a	25	8.6	ug/l	
75-69-4	Trichlorofluoromethane	ND	2.0	0.50	ug/l	
75-01-4	Vinyl Chloride	ND	1.0	0.41	ug/l	
	m,p-Xylene	ND	2.0	0.47	ug/l	
95-47-6	o-Xylene	ND	1.0	0.26	ug/l	

CAS No.	Surrogate Recoveries	Run# 1	Run# 2	Limits
1868-53-7	Dibromofluoromethane	103%	103%	83-118%
17060-07-0	1,2-Dichloroethane-D4	100%	99%	79-125%
2037-26-5	Toluene-D8	97%	96%	85-112%
460-00-4	4-Bromofluorobenzene	104%	105%	83-118%

(a) Result is from Run# 2

ND = Not detected MDL = Method Detection Limit
 RL = Reporting Limit
 E = Indicates value exceeds calibration range

J = Indicates an estimated value
 B = Indicates analyte found in associated method blank
 N = Indicates presumptive evidence of a compound

Report of Analysis

Client Sample ID: MW-53		Date Sampled: 04/13/22
Lab Sample ID: FA94920-25		Date Received: 04/15/22
Matrix: AQ - Water		Percent Solids: n/a
Method: SW846 8260D		
Project: FPE; Edgefield, SC		

Run #1	File ID	DF	Analyzed	By	Prep Date	Prep Batch	Analytical Batch
Run #1	2P88430.D	1	04/27/22 14:16	CF	n/a	n/a	V2P3466
Run #2							

Run #1	Purge Volume
Run #1	5.0 ml
Run #2	

VOA TCL List (SOM02.0)

CAS No.	Compound	Result	RL	MDL	Units	Q
67-64-1	Acetone	ND	25	10	ug/l	
71-43-2	Benzene	ND	1.0	0.31	ug/l	
74-97-5	Bromochloromethane	ND	1.0	0.45	ug/l	
75-27-4	Bromodichloromethane	ND	1.0	0.24	ug/l	
75-25-2	Bromoform	ND	1.0	0.41	ug/l	
78-93-3	2-Butanone (MEK)	ND	5.0	2.0	ug/l	
75-15-0	Carbon Disulfide	ND	2.0	0.53	ug/l	
56-23-5	Carbon Tetrachloride	ND	1.0	0.36	ug/l	
108-90-7	Chlorobenzene	ND	1.0	0.20	ug/l	
75-00-3	Chloroethane	ND	2.0	0.67	ug/l	
67-66-3	Chloroform	0.56	1.0	0.30	ug/l	J
110-82-7	Cyclohexane	ND	1.0	0.39	ug/l	
124-48-1	Dibromochloromethane	ND	1.0	0.28	ug/l	
96-12-8	1,2-Dibromo-3-chloropropane	ND	5.0	1.0	ug/l	
106-93-4	1,2-Dibromoethane	ND	2.0	0.28	ug/l	
75-71-8	Dichlorodifluoromethane	ND	2.0	0.50	ug/l	
95-50-1	1,2-Dichlorobenzene	ND	1.0	0.32	ug/l	
541-73-1	1,3-Dichlorobenzene	ND	1.0	0.22	ug/l	
106-46-7	1,4-Dichlorobenzene	ND	1.0	0.26	ug/l	
75-34-3	1,1-Dichloroethane	0.51	1.0	0.34	ug/l	J
107-06-2	1,2-Dichloroethane	ND	1.0	0.31	ug/l	
75-35-4	1,1-Dichloroethylene	18.1	1.0	0.32	ug/l	
156-59-2	cis-1,2-Dichloroethylene	ND	1.0	0.28	ug/l	
156-60-5	trans-1,2-Dichloroethylene	ND	1.0	0.22	ug/l	
78-87-5	1,2-Dichloropropane	ND	1.0	0.43	ug/l	
10061-01-5	cis-1,3-Dichloropropene	ND	1.0	0.29	ug/l	
10061-02-6	trans-1,3-Dichloropropene	ND	1.0	0.21	ug/l	
100-41-4	Ethylbenzene	ND	1.0	0.36	ug/l	
76-13-1	Freon 113	ND	1.0	0.48	ug/l	
591-78-6	2-Hexanone	ND	10	2.0	ug/l	
98-82-8	Isopropylbenzene	ND	1.0	0.22	ug/l	
79-20-9	Methyl Acetate	ND	20	5.0	ug/l	

ND = Not detected MDL = Method Detection Limit

J = Indicates an estimated value

RL = Reporting Limit

B = Indicates analyte found in associated method blank

E = Indicates value exceeds calibration range

N = Indicates presumptive evidence of a compound

Report of Analysis

Client Sample ID: MW-53	
Lab Sample ID: FA94920-25	Date Sampled: 04/13/22
Matrix: AQ - Water	Date Received: 04/15/22
Method: SW846 8260D	Percent Solids: n/a
Project: FPE; Edgefield, SC	

VOA TCL List (SOM02.0)

CAS No.	Compound	Result	RL	MDL	Units	Q
74-83-9	Methyl Bromide	ND	5.0	2.0	ug/l	
74-87-3	Methyl Chloride	ND	2.0	0.50	ug/l	
108-87-2	Methylcyclohexane	ND	1.0	0.44	ug/l	
75-09-2	Methylene Chloride	ND	5.0	2.0	ug/l	
108-10-1	4-Methyl-2-pentanone (MIBK)	ND	5.0	1.0	ug/l	
1634-04-4	Methyl Tert Butyl Ether	ND	1.0	0.23	ug/l	
100-42-5	Styrene	ND	1.0	0.22	ug/l	
79-34-5	1,1,2,2-Tetrachloroethane	ND	1.0	0.30	ug/l	
127-18-4	Tetrachloroethylene	ND	1.0	0.22	ug/l	
108-88-3	Toluene	ND	1.0	0.30	ug/l	
87-61-6	1,2,3-Trichlorobenzene	ND	2.0	0.61	ug/l	
120-82-1	1,2,4-Trichlorobenzene	ND	2.0	0.50	ug/l	
71-55-6	1,1,1-Trichloroethane	ND	1.0	0.25	ug/l	
79-00-5	1,1,2-Trichloroethane	ND	1.0	0.47	ug/l	
79-01-6	Trichloroethylene	4.1	1.0	0.35	ug/l	
75-69-4	Trichlorofluoromethane	ND	2.0	0.50	ug/l	
75-01-4	Vinyl Chloride	ND	1.0	0.41	ug/l	
	m,p-Xylene	ND	2.0	0.47	ug/l	
95-47-6	o-Xylene	ND	1.0	0.26	ug/l	

CAS No.	Surrogate Recoveries	Run# 1	Run# 2	Limits
1868-53-7	Dibromofluoromethane	100%		83-118%
17060-07-0	1,2-Dichloroethane-D4	93%		79-125%
2037-26-5	Toluene-D8	96%		85-112%
460-00-4	4-Bromofluorobenzene	105%		83-118%

ND = Not detected MDL = Method Detection Limit
 RL = Reporting Limit
 E = Indicates value exceeds calibration range

J = Indicates an estimated value
 B = Indicates analyte found in associated method blank
 N = Indicates presumptive evidence of a compound

Report of Analysis

Client Sample ID: MW-28		Date Sampled: 04/13/22
Lab Sample ID: FA94920-26		Date Received: 04/15/22
Matrix: AQ - Water		Percent Solids: n/a
Method: SW846 8260D		
Project: FPE; Edgefield, SC		

Run #	File ID	DF	Analyzed	By	Prep Date	Prep Batch	Analytical Batch
Run #1	2P88432.D	10	04/27/22 14:48	CF	n/a	n/a	V2P3466
Run #2							

Run #	Purge Volume
Run #1	5.0 ml
Run #2	

VOA TCL List (SOM02.0)

CAS No.	Compound	Result	RL	MDL	Units	Q
67-64-1	Acetone	ND	250	100	ug/l	
71-43-2	Benzene	ND	10	3.1	ug/l	
74-97-5	Bromochloromethane	ND	10	4.5	ug/l	
75-27-4	Bromodichloromethane	ND	10	2.4	ug/l	
75-25-2	Bromoform	ND	10	4.1	ug/l	
78-93-3	2-Butanone (MEK)	ND	50	20	ug/l	
75-15-0	Carbon Disulfide	ND	20	5.3	ug/l	
56-23-5	Carbon Tetrachloride	ND	10	3.6	ug/l	
108-90-7	Chlorobenzene	ND	10	2.0	ug/l	
75-00-3	Chloroethane	ND	20	6.7	ug/l	
67-66-3	Chloroform	ND	10	3.0	ug/l	
110-82-7	Cyclohexane	ND	10	3.9	ug/l	
124-48-1	Dibromochloromethane	ND	10	2.8	ug/l	
96-12-8	1,2-Dibromo-3-chloropropane	ND	50	10	ug/l	
106-93-4	1,2-Dibromoethane	ND	20	2.8	ug/l	
75-71-8	Dichlorodifluoromethane	ND	20	5.0	ug/l	
95-50-1	1,2-Dichlorobenzene	ND	10	3.2	ug/l	
541-73-1	1,3-Dichlorobenzene	ND	10	2.2	ug/l	
106-46-7	1,4-Dichlorobenzene	ND	10	2.6	ug/l	
75-34-3	1,1-Dichloroethane	ND	10	3.4	ug/l	
107-06-2	1,2-Dichloroethane	ND	10	3.1	ug/l	
75-35-4	1,1-Dichloroethylene	10.6	10	3.2	ug/l	
156-59-2	cis-1,2-Dichloroethylene	3.5	10	2.8	ug/l	J
156-60-5	trans-1,2-Dichloroethylene	ND	10	2.2	ug/l	
78-87-5	1,2-Dichloropropane	ND	10	4.3	ug/l	
10061-01-5	cis-1,3-Dichloropropene	ND	10	2.9	ug/l	
10061-02-6	trans-1,3-Dichloropropene	ND	10	2.1	ug/l	
100-41-4	Ethylbenzene	ND	10	3.6	ug/l	
76-13-1	Freon 113	ND	10	4.8	ug/l	
591-78-6	2-Hexanone	ND	100	20	ug/l	
98-82-8	Isopropylbenzene	ND	10	2.2	ug/l	
79-20-9	Methyl Acetate	ND	200	50	ug/l	

ND = Not detected MDL = Method Detection Limit

J = Indicates an estimated value

RL = Reporting Limit

B = Indicates analyte found in associated method blank

E = Indicates value exceeds calibration range

N = Indicates presumptive evidence of a compound

Report of Analysis

Client Sample ID: MW-28	
Lab Sample ID: FA94920-26	Date Sampled: 04/13/22
Matrix: AQ - Water	Date Received: 04/15/22
Method: SW846 8260D	Percent Solids: n/a
Project: FPE; Edgefield, SC	

VOA TCL List (SOM02.0)

CAS No.	Compound	Result	RL	MDL	Units	Q
74-83-9	Methyl Bromide	ND	50	20	ug/l	
74-87-3	Methyl Chloride	ND	20	5.0	ug/l	
108-87-2	Methylcyclohexane	ND	10	4.4	ug/l	
75-09-2	Methylene Chloride	ND	50	20	ug/l	
108-10-1	4-Methyl-2-pentanone (MIBK)	ND	50	10	ug/l	
1634-04-4	Methyl Tert Butyl Ether	ND	10	2.3	ug/l	
100-42-5	Styrene	ND	10	2.2	ug/l	
79-34-5	1,1,2,2-Tetrachloroethane	ND	10	3.0	ug/l	
127-18-4	Tetrachloroethylene	22.0	10	2.2	ug/l	
108-88-3	Toluene	ND	10	3.0	ug/l	
87-61-6	1,2,3-Trichlorobenzene	ND	20	6.1	ug/l	
120-82-1	1,2,4-Trichlorobenzene	ND	20	5.0	ug/l	
71-55-6	1,1,1-Trichloroethane	ND	10	2.5	ug/l	
79-00-5	1,1,2-Trichloroethane	ND	10	4.7	ug/l	
79-01-6	Trichloroethylene	483	10	3.5	ug/l	
75-69-4	Trichlorofluoromethane	ND	20	5.0	ug/l	
75-01-4	Vinyl Chloride	ND	10	4.1	ug/l	
	m,p-Xylene	ND	20	4.7	ug/l	
95-47-6	o-Xylene	ND	10	2.6	ug/l	

CAS No.	Surrogate Recoveries	Run# 1	Run# 2	Limits
1868-53-7	Dibromofluoromethane	102%		83-118%
17060-07-0	1,2-Dichloroethane-D4	100%		79-125%
2037-26-5	Toluene-D8	95%		85-112%
460-00-4	4-Bromofluorobenzene	101%		83-118%

ND = Not detected MDL = Method Detection Limit
 RL = Reporting Limit
 E = Indicates value exceeds calibration range

J = Indicates an estimated value
 B = Indicates analyte found in associated method blank
 N = Indicates presumptive evidence of a compound

Report of Analysis

Client Sample ID: SMMW-11		
Lab Sample ID: FA94920-27		Date Sampled: 04/12/22
Matrix: AQ - Water		Date Received: 04/15/22
Method: SW846 8260D		Percent Solids: n/a
Project: FPE; Edgefield, SC		

Run #	File ID	DF	Analyzed	By	Prep Date	Prep Batch	Analytical Batch
Run #1	2P88380.D	1	04/26/22 14:29	CF	n/a	n/a	V2P3465
Run #2							

Run #	Purge Volume
Run #1	5.0 ml
Run #2	

VOA TCL List (SOM02.0)

CAS No.	Compound	Result	RL	MDL	Units	Q
67-64-1	Acetone	ND	25	10	ug/l	
71-43-2	Benzene	ND	1.0	0.31	ug/l	
74-97-5	Bromochloromethane	ND	1.0	0.45	ug/l	
75-27-4	Bromodichloromethane	ND	1.0	0.24	ug/l	
75-25-2	Bromoform	ND	1.0	0.41	ug/l	
78-93-3	2-Butanone (MEK)	ND	5.0	2.0	ug/l	
75-15-0	Carbon Disulfide	ND	2.0	0.53	ug/l	
56-23-5	Carbon Tetrachloride	ND	1.0	0.36	ug/l	
108-90-7	Chlorobenzene	ND	1.0	0.20	ug/l	
75-00-3	Chloroethane	ND	2.0	0.67	ug/l	
67-66-3	Chloroform	ND	1.0	0.30	ug/l	
110-82-7	Cyclohexane	ND	1.0	0.39	ug/l	
124-48-1	Dibromochloromethane	ND	1.0	0.28	ug/l	
96-12-8	1,2-Dibromo-3-chloropropane	ND	5.0	1.0	ug/l	
106-93-4	1,2-Dibromoethane	ND	2.0	0.28	ug/l	
75-71-8	Dichlorodifluoromethane	ND	2.0	0.50	ug/l	
95-50-1	1,2-Dichlorobenzene	ND	1.0	0.32	ug/l	
541-73-1	1,3-Dichlorobenzene	ND	1.0	0.22	ug/l	
106-46-7	1,4-Dichlorobenzene	ND	1.0	0.26	ug/l	
75-34-3	1,1-Dichloroethane	0.45	1.0	0.34	ug/l	J
107-06-2	1,2-Dichloroethane	ND	1.0	0.31	ug/l	
75-35-4	1,1-Dichloroethylene	0.42	1.0	0.32	ug/l	J
156-59-2	cis-1,2-Dichloroethylene	47.7	1.0	0.28	ug/l	
156-60-5	trans-1,2-Dichloroethylene	ND	1.0	0.22	ug/l	
78-87-5	1,2-Dichloropropane	ND	1.0	0.43	ug/l	
10061-01-5	cis-1,3-Dichloropropene	ND	1.0	0.29	ug/l	
10061-02-6	trans-1,3-Dichloropropene	ND	1.0	0.21	ug/l	
100-41-4	Ethylbenzene	ND	1.0	0.36	ug/l	
76-13-1	Freon 113	ND	1.0	0.48	ug/l	
591-78-6	2-Hexanone	ND	10	2.0	ug/l	
98-82-8	Isopropylbenzene	ND	1.0	0.22	ug/l	
79-20-9	Methyl Acetate	ND	20	5.0	ug/l	

ND = Not detected MDL = Method Detection Limit

J = Indicates an estimated value

RL = Reporting Limit

B = Indicates analyte found in associated method blank

E = Indicates value exceeds calibration range

N = Indicates presumptive evidence of a compound

Report of Analysis

Client Sample ID:	SMMW-11	Date Sampled:	04/12/22
Lab Sample ID:	FA94920-27	Date Received:	04/15/22
Matrix:	AQ - Water	Percent Solids:	n/a
Method:	SW846 8260D		
Project:	FPE; Edgefield, SC		

VOA TCL List (SOM02.0)

CAS No.	Compound	Result	RL	MDL	Units	Q
74-83-9	Methyl Bromide	ND	5.0	2.0	ug/l	
74-87-3	Methyl Chloride	ND	2.0	0.50	ug/l	
108-87-2	Methylcyclohexane	ND	1.0	0.44	ug/l	
75-09-2	Methylene Chloride	ND	5.0	2.0	ug/l	
108-10-1	4-Methyl-2-pentanone (MIBK)	ND	5.0	1.0	ug/l	
1634-04-4	Methyl Tert Butyl Ether	ND	1.0	0.23	ug/l	
100-42-5	Styrene	ND	1.0	0.22	ug/l	
79-34-5	1,1,2,2-Tetrachloroethane	ND	1.0	0.30	ug/l	
127-18-4	Tetrachloroethylene	ND	1.0	0.22	ug/l	
108-88-3	Toluene	ND	1.0	0.30	ug/l	
87-61-6	1,2,3-Trichlorobenzene	ND	2.0	0.61	ug/l	
120-82-1	1,2,4-Trichlorobenzene	ND	2.0	0.50	ug/l	
71-55-6	1,1,1-Trichloroethane	ND	1.0	0.25	ug/l	
79-00-5	1,1,2-Trichloroethane	ND	1.0	0.47	ug/l	
79-01-6	Trichloroethylene	8.9	1.0	0.35	ug/l	
75-69-4	Trichlorofluoromethane	ND	2.0	0.50	ug/l	
75-01-4	Vinyl Chloride	5.9	1.0	0.41	ug/l	
	m,p-Xylene	ND	2.0	0.47	ug/l	
95-47-6	o-Xylene	ND	1.0	0.26	ug/l	

CAS No.	Surrogate Recoveries	Run# 1	Run# 2	Limits
1868-53-7	Dibromofluoromethane	103%		83-118%
17060-07-0	1,2-Dichloroethane-D4	98%		79-125%
2037-26-5	Toluene-D8	96%		85-112%
460-00-4	4-Bromofluorobenzene	103%		83-118%

ND = Not detected MDL = Method Detection Limit
 RL = Reporting Limit
 E = Indicates value exceeds calibration range

J = Indicates an estimated value
 B = Indicates analyte found in associated method blank
 N = Indicates presumptive evidence of a compound

Report of Analysis

Client Sample ID:	B-1SF	Date Sampled:	04/12/22
Lab Sample ID:	FA94920-28	Date Received:	04/15/22
Matrix:	AQ - Water	Percent Solids:	n/a
Method:	SW846 8260D		
Project:	FPE; Edgefield, SC		

Run #	File ID	DF	Analyzed	By	Prep Date	Prep Batch	Analytical Batch
Run #1	2P88382.D	100	04/26/22 15:00	CF	n/a	n/a	V2P3465
Run #2							

Run #	Purge Volume
Run #1	5.0 ml
Run #2	

VOA TCL List (SOM02.0)

CAS No.	Compound	Result	RL	MDL	Units	Q
67-64-1	Acetone	ND	2500	1000	ug/l	
71-43-2	Benzene	ND	100	31	ug/l	
74-97-5	Bromochloromethane	ND	100	45	ug/l	
75-27-4	Bromodichloromethane	ND	100	24	ug/l	
75-25-2	Bromoform	ND	100	41	ug/l	
78-93-3	2-Butanone (MEK)	ND	500	200	ug/l	
75-15-0	Carbon Disulfide	ND	200	53	ug/l	
56-23-5	Carbon Tetrachloride	ND	100	36	ug/l	
108-90-7	Chlorobenzene	ND	100	20	ug/l	
75-00-3	Chloroethane	ND	200	67	ug/l	
67-66-3	Chloroform	ND	100	30	ug/l	
110-82-7	Cyclohexane	ND	100	39	ug/l	
124-48-1	Dibromochloromethane	ND	100	28	ug/l	
96-12-8	1,2-Dibromo-3-chloropropane	ND	500	100	ug/l	
106-93-4	1,2-Dibromoethane	ND	200	28	ug/l	
75-71-8	Dichlorodifluoromethane	ND	200	50	ug/l	
95-50-1	1,2-Dichlorobenzene	ND	100	32	ug/l	
541-73-1	1,3-Dichlorobenzene	ND	100	22	ug/l	
106-46-7	1,4-Dichlorobenzene	ND	100	26	ug/l	
75-34-3	1,1-Dichloroethane	ND	100	34	ug/l	
107-06-2	1,2-Dichloroethane	ND	100	31	ug/l	
75-35-4	1,1-Dichloroethylene	ND	100	32	ug/l	
156-59-2	cis-1,2-Dichloroethylene	934	100	28	ug/l	
156-60-5	trans-1,2-Dichloroethylene	ND	100	22	ug/l	
78-87-5	1,2-Dichloropropane	ND	100	43	ug/l	
10061-01-5	cis-1,3-Dichloropropene	ND	100	29	ug/l	
10061-02-6	trans-1,3-Dichloropropene	ND	100	21	ug/l	
100-41-4	Ethylbenzene	ND	100	36	ug/l	
76-13-1	Freon 113	ND	100	48	ug/l	
591-78-6	2-Hexanone	ND	1000	200	ug/l	
98-82-8	Isopropylbenzene	ND	100	22	ug/l	
79-20-9	Methyl Acetate	ND	2000	500	ug/l	

ND = Not detected

MDL = Method Detection Limit

J = Indicates an estimated value

RL = Reporting Limit

B = Indicates analyte found in associated method blank

E = Indicates value exceeds calibration range

N = Indicates presumptive evidence of a compound

Report of Analysis

Client Sample ID:	B-1SF	Date Sampled:	04/12/22
Lab Sample ID:	FA94920-28	Date Received:	04/15/22
Matrix:	AQ - Water	Percent Solids:	n/a
Method:	SW846 8260D		
Project:	FPE; Edgefield, SC		

VOA TCL List (SOM02.0)

CAS No.	Compound	Result	RL	MDL	Units	Q
74-83-9	Methyl Bromide	ND	500	200	ug/l	
74-87-3	Methyl Chloride	ND	200	50	ug/l	
108-87-2	Methylcyclohexane	ND	100	44	ug/l	
75-09-2	Methylene Chloride	ND	500	200	ug/l	
108-10-1	4-Methyl-2-pentanone (MIBK)	ND	500	100	ug/l	
1634-04-4	Methyl Tert Butyl Ether	ND	100	23	ug/l	
100-42-5	Styrene	ND	100	22	ug/l	
79-34-5	1,1,2,2-Tetrachloroethane	ND	100	30	ug/l	
127-18-4	Tetrachloroethylene	ND	100	22	ug/l	
108-88-3	Toluene	ND	100	30	ug/l	
87-61-6	1,2,3-Trichlorobenzene	ND	200	61	ug/l	
120-82-1	1,2,4-Trichlorobenzene	ND	200	50	ug/l	
71-55-6	1,1,1-Trichloroethane	ND	100	25	ug/l	
79-00-5	1,1,2-Trichloroethane	ND	100	47	ug/l	
79-01-6	Trichloroethylene	5080	100	35	ug/l	
75-69-4	Trichlorofluoromethane	ND	200	50	ug/l	
75-01-4	Vinyl Chloride	ND	100	41	ug/l	
	m,p-Xylene	ND	200	47	ug/l	
95-47-6	o-Xylene	ND	100	26	ug/l	

CAS No.	Surrogate Recoveries	Run# 1	Run# 2	Limits
1868-53-7	Dibromofluoromethane	102%		83-118%
17060-07-0	1,2-Dichloroethane-D4	98%		79-125%
2037-26-5	Toluene-D8	97%		85-112%
460-00-4	4-Bromofluorobenzene	104%		83-118%

ND = Not detected MDL = Method Detection Limit
 RL = Reporting Limit
 E = Indicates value exceeds calibration range

J = Indicates an estimated value
 B = Indicates analyte found in associated method blank
 N = Indicates presumptive evidence of a compound

Report of Analysis

Client Sample ID: SMMW-12		Date Sampled: 04/12/22
Lab Sample ID: FA94920-29		Date Received: 04/15/22
Matrix: AQ - Water		Percent Solids: n/a
Method: SW846 8260D		
Project: FPE; Edgefield, SC		

	File ID	DF	Analyzed	By	Prep Date	Prep Batch	Analytical Batch
Run #1	2P88334.D	1	04/25/22 15:47	CF	n/a	n/a	V2P3464
Run #2	2P88374.D	25	04/26/22 12:55	CF	n/a	n/a	V2P3465

	Purge Volume
Run #1	5.0 ml
Run #2	5.0 ml

VOA TCL List (SOM02.0)

CAS No.	Compound	Result	RL	MDL	Units	Q
67-64-1	Acetone	ND	25	10	ug/l	
71-43-2	Benzene	ND	1.0	0.31	ug/l	
74-97-5	Bromochloromethane	ND	1.0	0.45	ug/l	
75-27-4	Bromodichloromethane	ND	1.0	0.24	ug/l	
75-25-2	Bromoform	ND	1.0	0.41	ug/l	
78-93-3	2-Butanone (MEK)	ND	5.0	2.0	ug/l	
75-15-0	Carbon Disulfide	ND	2.0	0.53	ug/l	
56-23-5	Carbon Tetrachloride	ND	1.0	0.36	ug/l	
108-90-7	Chlorobenzene	ND	1.0	0.20	ug/l	
75-00-3	Chloroethane	ND	2.0	0.67	ug/l	
67-66-3	Chloroform	ND	1.0	0.30	ug/l	
110-82-7	Cyclohexane	ND	1.0	0.39	ug/l	
124-48-1	Dibromochloromethane	ND	1.0	0.28	ug/l	
96-12-8	1,2-Dibromo-3-chloropropane	ND	5.0	1.0	ug/l	
106-93-4	1,2-Dibromoethane	ND	2.0	0.28	ug/l	
75-71-8	Dichlorodifluoromethane	ND	2.0	0.50	ug/l	
95-50-1	1,2-Dichlorobenzene	ND	1.0	0.32	ug/l	
541-73-1	1,3-Dichlorobenzene	ND	1.0	0.22	ug/l	
106-46-7	1,4-Dichlorobenzene	ND	1.0	0.26	ug/l	
75-34-3	1,1-Dichloroethane	ND	1.0	0.34	ug/l	
107-06-2	1,2-Dichloroethane	ND	1.0	0.31	ug/l	
75-35-4	1,1-Dichloroethylene	1.3	1.0	0.32	ug/l	
156-59-2	cis-1,2-Dichloroethylene	152 ^a	25	6.9	ug/l	
156-60-5	trans-1,2-Dichloroethylene	1.4	1.0	0.22	ug/l	
78-87-5	1,2-Dichloropropane	ND	1.0	0.43	ug/l	
10061-01-5	cis-1,3-Dichloropropene	ND	1.0	0.29	ug/l	
10061-02-6	trans-1,3-Dichloropropene	ND	1.0	0.21	ug/l	
100-41-4	Ethylbenzene	ND	1.0	0.36	ug/l	
76-13-1	Freon 113	ND	1.0	0.48	ug/l	
591-78-6	2-Hexanone	ND	10	2.0	ug/l	
98-82-8	Isopropylbenzene	ND	1.0	0.22	ug/l	
79-20-9	Methyl Acetate	ND	20	5.0	ug/l	

ND = Not detected MDL = Method Detection Limit

J = Indicates an estimated value

RL = Reporting Limit

B = Indicates analyte found in associated method blank

E = Indicates value exceeds calibration range

N = Indicates presumptive evidence of a compound

Report of Analysis

Client Sample ID: SMMW-12	
Lab Sample ID: FA94920-29	Date Sampled: 04/12/22
Matrix: AQ - Water	Date Received: 04/15/22
Method: SW846 8260D	Percent Solids: n/a
Project: FPE; Edgefield, SC	

VOA TCL List (SOM02.0)

CAS No.	Compound	Result	RL	MDL	Units	Q
74-83-9	Methyl Bromide	ND	5.0	2.0	ug/l	
74-87-3	Methyl Chloride	ND	2.0	0.50	ug/l	
108-87-2	Methylcyclohexane	ND	1.0	0.44	ug/l	
75-09-2	Methylene Chloride	ND	5.0	2.0	ug/l	
108-10-1	4-Methyl-2-pentanone (MIBK)	ND	5.0	1.0	ug/l	
1634-04-4	Methyl Tert Butyl Ether	ND	1.0	0.23	ug/l	
100-42-5	Styrene	ND	1.0	0.22	ug/l	
79-34-5	1,1,2,2-Tetrachloroethane	ND	1.0	0.30	ug/l	
127-18-4	Tetrachloroethylene	ND	1.0	0.22	ug/l	
108-88-3	Toluene	ND	1.0	0.30	ug/l	
87-61-6	1,2,3-Trichlorobenzene	ND	2.0	0.61	ug/l	
120-82-1	1,2,4-Trichlorobenzene	ND	2.0	0.50	ug/l	
71-55-6	1,1,1-Trichloroethane	ND	1.0	0.25	ug/l	
79-00-5	1,1,2-Trichloroethane	ND	1.0	0.47	ug/l	
79-01-6	Trichloroethylene	730 ^a	25	8.6	ug/l	
75-69-4	Trichlorofluoromethane	ND	2.0	0.50	ug/l	
75-01-4	Vinyl Chloride	ND	1.0	0.41	ug/l	
	m,p-Xylene	ND	2.0	0.47	ug/l	
95-47-6	o-Xylene	ND	1.0	0.26	ug/l	

CAS No.	Surrogate Recoveries	Run# 1	Run# 2	Limits
1868-53-7	Dibromofluoromethane	104%	103%	83-118%
17060-07-0	1,2-Dichloroethane-D4	100%	98%	79-125%
2037-26-5	Toluene-D8	98%	95%	85-112%
460-00-4	4-Bromofluorobenzene	104%	106%	83-118%

(a) Result is from Run# 2

ND = Not detected MDL = Method Detection Limit
 RL = Reporting Limit
 E = Indicates value exceeds calibration range

J = Indicates an estimated value
 B = Indicates analyte found in associated method blank
 N = Indicates presumptive evidence of a compound

Report of Analysis

Client Sample ID: SMMW-2		Date Sampled: 04/12/22
Lab Sample ID: FA94920-30		Date Received: 04/15/22
Matrix: AQ - Water		Percent Solids: n/a
Method: SW846 8260D		
Project: FPE; Edgefield, SC		

	File ID	DF	Analyzed	By	Prep Date	Prep Batch	Analytical Batch
Run #1	2P88386.D	10	04/26/22 16:03	CF	n/a	n/a	V2P3465
Run #2 ^a	2P88438.D	1	04/27/22 16:22	CF	n/a	n/a	V2P3466

	Purge Volume
Run #1	5.0 ml
Run #2	5.0 ml

VOA TCL List (SOM02.0)

CAS No.	Compound	Result	RL	MDL	Units	Q
67-64-1	Acetone	ND	250	100	ug/l	
71-43-2	Benzene	ND	10	3.1	ug/l	
74-97-5	Bromochloromethane	ND	10	4.5	ug/l	
75-27-4	Bromodichloromethane	ND	10	2.4	ug/l	
75-25-2	Bromoform	ND	10	4.1	ug/l	
78-93-3	2-Butanone (MEK)	ND	50	20	ug/l	
75-15-0	Carbon Disulfide	ND	20	5.3	ug/l	
56-23-5	Carbon Tetrachloride	ND	10	3.6	ug/l	
108-90-7	Chlorobenzene	ND	10	2.0	ug/l	
75-00-3	Chloroethane	ND	20	6.7	ug/l	
67-66-3	Chloroform	ND	10	3.0	ug/l	
110-82-7	Cyclohexane	ND	10	3.9	ug/l	
124-48-1	Dibromochloromethane	ND	10	2.8	ug/l	
96-12-8	1,2-Dibromo-3-chloropropane	ND	50	10	ug/l	
106-93-4	1,2-Dibromoethane	ND	20	2.8	ug/l	
75-71-8	Dichlorodifluoromethane	ND	20	5.0	ug/l	
95-50-1	1,2-Dichlorobenzene	ND	10	3.2	ug/l	
541-73-1	1,3-Dichlorobenzene	ND	10	2.2	ug/l	
106-46-7	1,4-Dichlorobenzene	ND	10	2.6	ug/l	
75-34-3	1,1-Dichloroethane	ND	10	3.4	ug/l	
107-06-2	1,2-Dichloroethane	ND	10	3.1	ug/l	
75-35-4	1,1-Dichloroethylene	ND	10	3.2	ug/l	
156-59-2	cis-1,2-Dichloroethylene	9.7	10	2.8	ug/l	J
156-60-5	trans-1,2-Dichloroethylene	ND	10	2.2	ug/l	
78-87-5	1,2-Dichloropropane	ND	10	4.3	ug/l	
10061-01-5	cis-1,3-Dichloropropene	ND	10	2.9	ug/l	
10061-02-6	trans-1,3-Dichloropropene	ND	10	2.1	ug/l	
100-41-4	Ethylbenzene	ND	10	3.6	ug/l	
76-13-1	Freon 113	ND	10	4.8	ug/l	
591-78-6	2-Hexanone	ND	100	20	ug/l	
98-82-8	Isopropylbenzene	ND	10	2.2	ug/l	
79-20-9	Methyl Acetate	ND	200	50	ug/l	

ND = Not detected MDL = Method Detection Limit

J = Indicates an estimated value

RL = Reporting Limit

B = Indicates analyte found in associated method blank

E = Indicates value exceeds calibration range

N = Indicates presumptive evidence of a compound

Report of Analysis

Client Sample ID: SMMW-2	
Lab Sample ID: FA94920-30	Date Sampled: 04/12/22
Matrix: AQ - Water	Date Received: 04/15/22
Method: SW846 8260D	Percent Solids: n/a
Project: FPE; Edgefield, SC	

VOA TCL List (SOM02.0)

CAS No.	Compound	Result	RL	MDL	Units	Q
74-83-9	Methyl Bromide	ND	50	20	ug/l	
74-87-3	Methyl Chloride	ND	20	5.0	ug/l	
108-87-2	Methylcyclohexane	ND	10	4.4	ug/l	
75-09-2	Methylene Chloride	ND	50	20	ug/l	
108-10-1	4-Methyl-2-pentanone (MIBK)	ND	50	10	ug/l	
1634-04-4	Methyl Tert Butyl Ether	ND	10	2.3	ug/l	
100-42-5	Styrene	ND	10	2.2	ug/l	
79-34-5	1,1,2,2-Tetrachloroethane	ND	10	3.0	ug/l	
127-18-4	Tetrachloroethylene	ND	10	2.2	ug/l	
108-88-3	Toluene	ND	10	3.0	ug/l	
87-61-6	1,2,3-Trichlorobenzene	ND	20	6.1	ug/l	
120-82-1	1,2,4-Trichlorobenzene	ND	20	5.0	ug/l	
71-55-6	1,1,1-Trichloroethane	ND	10	2.5	ug/l	
79-00-5	1,1,2-Trichloroethane	ND	10	4.7	ug/l	
79-01-6	Trichloroethylene	70.8	10	3.5	ug/l	
75-69-4	Trichlorofluoromethane	ND	20	5.0	ug/l	
75-01-4	Vinyl Chloride	ND	10	4.1	ug/l	
	m,p-Xylene	ND	20	4.7	ug/l	
95-47-6	o-Xylene	ND	10	2.6	ug/l	

CAS No.	Surrogate Recoveries	Run# 1	Run# 2	Limits
1868-53-7	Dibromofluoromethane	103%	103%	83-118%
17060-07-0	1,2-Dichloroethane-D4	98%	101%	79-125%
2037-26-5	Toluene-D8	95%	96%	85-112%
460-00-4	4-Bromofluorobenzene	104%	104%	83-118%

(a) Confirmation run beyond hold time.

ND = Not detected MDL = Method Detection Limit
 RL = Reporting Limit
 E = Indicates value exceeds calibration range

J = Indicates an estimated value
 B = Indicates analyte found in associated method blank
 N = Indicates presumptive evidence of a compound

Report of Analysis

Client Sample ID: SMMW-3		Date Sampled: 04/12/22
Lab Sample ID: FA94920-31		Date Received: 04/15/22
Matrix: AQ - Water		Percent Solids: n/a
Method: SW846 8260D		
Project: FPE; Edgefield, SC		

Run #	File ID	DF	Analyzed	By	Prep Date	Prep Batch	Analytical Batch
Run #1	2P88388.D	5	04/26/22 16:35	CF	n/a	n/a	V2P3465
Run #2							

Run #	Purge Volume
Run #1	5.0 ml
Run #2	

VOA TCL List (SOM02.0)

CAS No.	Compound	Result	RL	MDL	Units	Q
67-64-1	Acetone	ND	130	50	ug/l	
71-43-2	Benzene	ND	5.0	1.6	ug/l	
74-97-5	Bromochloromethane	ND	5.0	2.3	ug/l	
75-27-4	Bromodichloromethane	ND	5.0	1.2	ug/l	
75-25-2	Bromoform	ND	5.0	2.0	ug/l	
78-93-3	2-Butanone (MEK)	ND	25	10	ug/l	
75-15-0	Carbon Disulfide	ND	10	2.7	ug/l	
56-23-5	Carbon Tetrachloride	ND	5.0	1.8	ug/l	
108-90-7	Chlorobenzene	ND	5.0	1.0	ug/l	
75-00-3	Chloroethane	ND	10	3.3	ug/l	
67-66-3	Chloroform	ND	5.0	1.5	ug/l	
110-82-7	Cyclohexane	ND	5.0	2.0	ug/l	
124-48-1	Dibromochloromethane	ND	5.0	1.4	ug/l	
96-12-8	1,2-Dibromo-3-chloropropane	ND	25	5.2	ug/l	
106-93-4	1,2-Dibromoethane	ND	10	1.4	ug/l	
75-71-8	Dichlorodifluoromethane	ND	10	2.5	ug/l	
95-50-1	1,2-Dichlorobenzene	ND	5.0	1.6	ug/l	
541-73-1	1,3-Dichlorobenzene	ND	5.0	1.1	ug/l	
106-46-7	1,4-Dichlorobenzene	ND	5.0	1.3	ug/l	
75-34-3	1,1-Dichloroethane	ND	5.0	1.7	ug/l	
107-06-2	1,2-Dichloroethane	ND	5.0	1.6	ug/l	
75-35-4	1,1-Dichloroethylene	2.0	5.0	1.6	ug/l	J
156-59-2	cis-1,2-Dichloroethylene	50.5	5.0	1.4	ug/l	
156-60-5	trans-1,2-Dichloroethylene	ND	5.0	1.1	ug/l	
78-87-5	1,2-Dichloropropane	ND	5.0	2.1	ug/l	
10061-01-5	cis-1,3-Dichloropropene	ND	5.0	1.5	ug/l	
10061-02-6	trans-1,3-Dichloropropene	ND	5.0	1.1	ug/l	
100-41-4	Ethylbenzene	ND	5.0	1.8	ug/l	
76-13-1	Freon 113	ND	5.0	2.4	ug/l	
591-78-6	2-Hexanone	ND	50	10	ug/l	
98-82-8	Isopropylbenzene	ND	5.0	1.1	ug/l	
79-20-9	Methyl Acetate	ND	100	25	ug/l	

ND = Not detected MDL = Method Detection Limit

J = Indicates an estimated value

RL = Reporting Limit

B = Indicates analyte found in associated method blank

E = Indicates value exceeds calibration range

N = Indicates presumptive evidence of a compound

Report of Analysis

Client Sample ID:	SMMW-3	Date Sampled:	04/12/22
Lab Sample ID:	FA94920-31	Date Received:	04/15/22
Matrix:	AQ - Water	Percent Solids:	n/a
Method:	SW846 8260D		
Project:	FPE; Edgefield, SC		

VOA TCL List (SOM02.0)

CAS No.	Compound	Result	RL	MDL	Units	Q
74-83-9	Methyl Bromide	ND	25	10	ug/l	
74-87-3	Methyl Chloride	ND	10	2.5	ug/l	
108-87-2	Methylcyclohexane	ND	5.0	2.2	ug/l	
75-09-2	Methylene Chloride	ND	25	10	ug/l	
108-10-1	4-Methyl-2-pentanone (MIBK)	ND	25	5.0	ug/l	
1634-04-4	Methyl Tert Butyl Ether	ND	5.0	1.1	ug/l	
100-42-5	Styrene	ND	5.0	1.1	ug/l	
79-34-5	1,1,2,2-Tetrachloroethane	ND	5.0	1.5	ug/l	
127-18-4	Tetrachloroethylene	ND	5.0	1.1	ug/l	
108-88-3	Toluene	ND	5.0	1.5	ug/l	
87-61-6	1,2,3-Trichlorobenzene	ND	10	3.1	ug/l	
120-82-1	1,2,4-Trichlorobenzene	ND	10	2.5	ug/l	
71-55-6	1,1,1-Trichloroethane	ND	5.0	1.2	ug/l	
79-00-5	1,1,2-Trichloroethane	ND	5.0	2.3	ug/l	
79-01-6	Trichloroethylene	307	5.0	1.7	ug/l	
75-69-4	Trichlorofluoromethane	ND	10	2.5	ug/l	
75-01-4	Vinyl Chloride	ND	5.0	2.0	ug/l	
	m,p-Xylene	ND	10	2.3	ug/l	
95-47-6	o-Xylene	ND	5.0	1.3	ug/l	

CAS No.	Surrogate Recoveries	Run# 1	Run# 2	Limits
1868-53-7	Dibromofluoromethane	103%		83-118%
17060-07-0	1,2-Dichloroethane-D4	100%		79-125%
2037-26-5	Toluene-D8	95%		85-112%
460-00-4	4-Bromofluorobenzene	105%		83-118%

ND = Not detected MDL = Method Detection Limit
 RL = Reporting Limit
 E = Indicates value exceeds calibration range

J = Indicates an estimated value
 B = Indicates analyte found in associated method blank
 N = Indicates presumptive evidence of a compound

Report of Analysis

Client Sample ID: SMMW-7		Date Sampled: 04/12/22
Lab Sample ID: FA94920-32		Date Received: 04/15/22
Matrix: AQ - Water		Percent Solids: n/a
Method: SW846 8260D		
Project: FPE; Edgefield, SC		

	File ID	DF	Analyzed	By	Prep Date	Prep Batch	Analytical Batch
Run #1	2P88390.D	200	04/26/22 17:06	CF	n/a	n/a	V2P3465
Run #2 ^a	2P88440.D	100	04/27/22 16:54	CF	n/a	n/a	V2P3466

	Purge Volume
Run #1	5.0 ml
Run #2	5.0 ml

VOA TCL List (SOM02.0)

CAS No.	Compound	Result	RL	MDL	Units	Q
67-64-1	Acetone	ND	5000	2000	ug/l	
71-43-2	Benzene	ND	200	62	ug/l	
74-97-5	Bromochloromethane	ND	200	90	ug/l	
75-27-4	Bromodichloromethane	ND	200	48	ug/l	
75-25-2	Bromoform	ND	200	81	ug/l	
78-93-3	2-Butanone (MEK)	ND	1000	400	ug/l	
75-15-0	Carbon Disulfide	ND	400	110	ug/l	
56-23-5	Carbon Tetrachloride	ND	200	71	ug/l	
108-90-7	Chlorobenzene	ND	200	40	ug/l	
75-00-3	Chloroethane	ND	400	130	ug/l	
67-66-3	Chloroform	ND	200	60	ug/l	
110-82-7	Cyclohexane	ND	200	78	ug/l	
124-48-1	Dibromochloromethane	ND	200	55	ug/l	
96-12-8	1,2-Dibromo-3-chloropropane	ND	1000	210	ug/l	
106-93-4	1,2-Dibromoethane	ND	400	55	ug/l	
75-71-8	Dichlorodifluoromethane	ND	400	100	ug/l	
95-50-1	1,2-Dichlorobenzene	ND	200	65	ug/l	
541-73-1	1,3-Dichlorobenzene	ND	200	43	ug/l	
106-46-7	1,4-Dichlorobenzene	ND	200	51	ug/l	
75-34-3	1,1-Dichloroethane	ND	200	68	ug/l	
107-06-2	1,2-Dichloroethane	ND	200	62	ug/l	
75-35-4	1,1-Dichloroethylene	ND	200	64	ug/l	
156-59-2	cis-1,2-Dichloroethylene	3680	200	55	ug/l	
156-60-5	trans-1,2-Dichloroethylene	ND	200	44	ug/l	
78-87-5	1,2-Dichloropropane	ND	200	85	ug/l	
10061-01-5	cis-1,3-Dichloropropene	ND	200	58	ug/l	
10061-02-6	trans-1,3-Dichloropropene	ND	200	43	ug/l	
100-41-4	Ethylbenzene	ND	200	71	ug/l	
76-13-1	Freon 113	ND	200	96	ug/l	
591-78-6	2-Hexanone	ND	2000	400	ug/l	
98-82-8	Isopropylbenzene	ND	200	44	ug/l	
79-20-9	Methyl Acetate	ND	4000	1000	ug/l	

ND = Not detected MDL = Method Detection Limit

J = Indicates an estimated value

RL = Reporting Limit

B = Indicates analyte found in associated method blank

E = Indicates value exceeds calibration range

N = Indicates presumptive evidence of a compound

Report of Analysis

Client Sample ID:	SMMW-7	Date Sampled:	04/12/22
Lab Sample ID:	FA94920-32	Date Received:	04/15/22
Matrix:	AQ - Water	Percent Solids:	n/a
Method:	SW846 8260D		
Project:	FPE; Edgefield, SC		

VOA TCL List (SOM02.0)

CAS No.	Compound	Result	RL	MDL	Units	Q
74-83-9	Methyl Bromide	ND	1000	400	ug/l	
74-87-3	Methyl Chloride	ND	400	100	ug/l	
108-87-2	Methylcyclohexane	ND	200	87	ug/l	
75-09-2	Methylene Chloride	ND	1000	400	ug/l	
108-10-1	4-Methyl-2-pentanone (MIBK)	ND	1000	200	ug/l	
1634-04-4	Methyl Tert Butyl Ether	ND	200	46	ug/l	
100-42-5	Styrene	ND	200	44	ug/l	
79-34-5	1,1,2,2-Tetrachloroethane	ND	200	60	ug/l	
127-18-4	Tetrachloroethylene	ND	200	43	ug/l	
108-88-3	Toluene	ND	200	60	ug/l	
87-61-6	1,2,3-Trichlorobenzene	ND	400	120	ug/l	
120-82-1	1,2,4-Trichlorobenzene	ND	400	100	ug/l	
71-55-6	1,1,1-Trichloroethane	ND	200	50	ug/l	
79-00-5	1,1,2-Trichloroethane	ND	200	93	ug/l	
79-01-6	Trichloroethylene	7930	200	69	ug/l	
75-69-4	Trichlorofluoromethane	ND	400	100	ug/l	
75-01-4	Vinyl Chloride	ND	200	82	ug/l	
	m,p-Xylene	ND	400	93	ug/l	
95-47-6	o-Xylene	ND	200	51	ug/l	

CAS No.	Surrogate Recoveries	Run# 1	Run# 2	Limits
1868-53-7	Dibromofluoromethane	101%	102%	83-118%
17060-07-0	1,2-Dichloroethane-D4	98%	99%	79-125%
2037-26-5	Toluene-D8	95%	95%	85-112%
460-00-4	4-Bromofluorobenzene	104%	104%	83-118%

(a) Confirmation run beyond hold time.

ND = Not detected MDL = Method Detection Limit
 RL = Reporting Limit
 E = Indicates value exceeds calibration range

J = Indicates an estimated value
 B = Indicates analyte found in associated method blank
 N = Indicates presumptive evidence of a compound

Report of Analysis

Client Sample ID: SMMW-9		Date Sampled: 04/12/22
Lab Sample ID: FA94920-33		Date Received: 04/15/22
Matrix: AQ - Water		Percent Solids: n/a
Method: SW846 8260D		
Project: FPE; Edgefield, SC		

Run #1	File ID	DF	Analyzed	By	Prep Date	Prep Batch	Analytical Batch
Run #1	2P88392.D	200	04/26/22 17:37	CF	n/a	n/a	V2P3465
Run #2							

Run #1	Purge Volume
Run #1	5.0 ml
Run #2	

VOA TCL List (SOM02.0)

CAS No.	Compound	Result	RL	MDL	Units	Q
67-64-1	Acetone	ND	5000	2000	ug/l	
71-43-2	Benzene	ND	200	62	ug/l	
74-97-5	Bromochloromethane	ND	200	90	ug/l	
75-27-4	Bromodichloromethane	ND	200	48	ug/l	
75-25-2	Bromoform	ND	200	81	ug/l	
78-93-3	2-Butanone (MEK)	ND	1000	400	ug/l	
75-15-0	Carbon Disulfide	ND	400	110	ug/l	
56-23-5	Carbon Tetrachloride	ND	200	71	ug/l	
108-90-7	Chlorobenzene	ND	200	40	ug/l	
75-00-3	Chloroethane	ND	400	130	ug/l	
67-66-3	Chloroform	ND	200	60	ug/l	
110-82-7	Cyclohexane	ND	200	78	ug/l	
124-48-1	Dibromochloromethane	ND	200	55	ug/l	
96-12-8	1,2-Dibromo-3-chloropropane	ND	1000	210	ug/l	
106-93-4	1,2-Dibromoethane	ND	400	55	ug/l	
75-71-8	Dichlorodifluoromethane	ND	400	100	ug/l	
95-50-1	1,2-Dichlorobenzene	ND	200	65	ug/l	
541-73-1	1,3-Dichlorobenzene	ND	200	43	ug/l	
106-46-7	1,4-Dichlorobenzene	ND	200	51	ug/l	
75-34-3	1,1-Dichloroethane	ND	200	68	ug/l	
107-06-2	1,2-Dichloroethane	ND	200	62	ug/l	
75-35-4	1,1-Dichloroethylene	ND	200	64	ug/l	
156-59-2	cis-1,2-Dichloroethylene	2050	200	55	ug/l	
156-60-5	trans-1,2-Dichloroethylene	ND	200	44	ug/l	
78-87-5	1,2-Dichloropropane	ND	200	85	ug/l	
10061-01-5	cis-1,3-Dichloropropene	ND	200	58	ug/l	
10061-02-6	trans-1,3-Dichloropropene	ND	200	43	ug/l	
100-41-4	Ethylbenzene	ND	200	71	ug/l	
76-13-1	Freon 113	ND	200	96	ug/l	
591-78-6	2-Hexanone	ND	2000	400	ug/l	
98-82-8	Isopropylbenzene	ND	200	44	ug/l	
79-20-9	Methyl Acetate	ND	4000	1000	ug/l	

ND = Not detected MDL = Method Detection Limit

J = Indicates an estimated value

RL = Reporting Limit

B = Indicates analyte found in associated method blank

E = Indicates value exceeds calibration range

N = Indicates presumptive evidence of a compound

Report of Analysis

Client Sample ID:	SMMW-9	Date Sampled:	04/12/22
Lab Sample ID:	FA94920-33	Date Received:	04/15/22
Matrix:	AQ - Water	Percent Solids:	n/a
Method:	SW846 8260D		
Project:	FPE; Edgefield, SC		

VOA TCL List (SOM02.0)

CAS No.	Compound	Result	RL	MDL	Units	Q
74-83-9	Methyl Bromide	ND	1000	400	ug/l	
74-87-3	Methyl Chloride	ND	400	100	ug/l	
108-87-2	Methylcyclohexane	ND	200	87	ug/l	
75-09-2	Methylene Chloride	ND	1000	400	ug/l	
108-10-1	4-Methyl-2-pentanone (MIBK)	ND	1000	200	ug/l	
1634-04-4	Methyl Tert Butyl Ether	ND	200	46	ug/l	
100-42-5	Styrene	ND	200	44	ug/l	
79-34-5	1,1,2,2-Tetrachloroethane	ND	200	60	ug/l	
127-18-4	Tetrachloroethylene	ND	200	43	ug/l	
108-88-3	Toluene	ND	200	60	ug/l	
87-61-6	1,2,3-Trichlorobenzene	ND	400	120	ug/l	
120-82-1	1,2,4-Trichlorobenzene	ND	400	100	ug/l	
71-55-6	1,1,1-Trichloroethane	ND	200	50	ug/l	
79-00-5	1,1,2-Trichloroethane	ND	200	93	ug/l	
79-01-6	Trichloroethylene	14000	200	69	ug/l	
75-69-4	Trichlorofluoromethane	ND	400	100	ug/l	
75-01-4	Vinyl Chloride	ND	200	82	ug/l	
	m,p-Xylene	ND	400	93	ug/l	
95-47-6	o-Xylene	ND	200	51	ug/l	

CAS No.	Surrogate Recoveries	Run# 1	Run# 2	Limits
1868-53-7	Dibromofluoromethane	103%		83-118%
17060-07-0	1,2-Dichloroethane-D4	100%		79-125%
2037-26-5	Toluene-D8	96%		85-112%
460-00-4	4-Bromofluorobenzene	105%		83-118%

ND = Not detected MDL = Method Detection Limit
 RL = Reporting Limit
 E = Indicates value exceeds calibration range

J = Indicates an estimated value
 B = Indicates analyte found in associated method blank
 N = Indicates presumptive evidence of a compound

Report of Analysis

Client Sample ID: SMMW-4		Date Sampled: 04/12/22
Lab Sample ID: FA94920-34		Date Received: 04/15/22
Matrix: AQ - Water		Percent Solids: n/a
Method: SW846 8260D		
Project: FPE; Edgefield, SC		

Run #1	File ID	DF	Analyzed	By	Prep Date	Prep Batch	Analytical Batch
Run #1	2P88394.D	50	04/26/22 18:09	CF	n/a	n/a	V2P3465
Run #2							

Run #1	Purge Volume
Run #1	5.0 ml
Run #2	

VOA TCL List (SOM02.0)

CAS No.	Compound	Result	RL	MDL	Units	Q
67-64-1	Acetone	ND	1300	500	ug/l	
71-43-2	Benzene	ND	50	16	ug/l	
74-97-5	Bromochloromethane	ND	50	23	ug/l	
75-27-4	Bromodichloromethane	ND	50	12	ug/l	
75-25-2	Bromoform	ND	50	20	ug/l	
78-93-3	2-Butanone (MEK)	ND	250	100	ug/l	
75-15-0	Carbon Disulfide	ND	100	27	ug/l	
56-23-5	Carbon Tetrachloride	ND	50	18	ug/l	
108-90-7	Chlorobenzene	ND	50	10	ug/l	
75-00-3	Chloroethane	ND	100	33	ug/l	
67-66-3	Chloroform	ND	50	15	ug/l	
110-82-7	Cyclohexane	ND	50	20	ug/l	
124-48-1	Dibromochloromethane	ND	50	14	ug/l	
96-12-8	1,2-Dibromo-3-chloropropane	ND	250	52	ug/l	
106-93-4	1,2-Dibromoethane	ND	100	14	ug/l	
75-71-8	Dichlorodifluoromethane	ND	100	25	ug/l	
95-50-1	1,2-Dichlorobenzene	ND	50	16	ug/l	
541-73-1	1,3-Dichlorobenzene	ND	50	11	ug/l	
106-46-7	1,4-Dichlorobenzene	ND	50	13	ug/l	
75-34-3	1,1-Dichloroethane	ND	50	17	ug/l	
107-06-2	1,2-Dichloroethane	ND	50	16	ug/l	
75-35-4	1,1-Dichloroethylene	ND	50	16	ug/l	
156-59-2	cis-1,2-Dichloroethylene	550	50	14	ug/l	
156-60-5	trans-1,2-Dichloroethylene	ND	50	11	ug/l	
78-87-5	1,2-Dichloropropane	ND	50	21	ug/l	
10061-01-5	cis-1,3-Dichloropropene	ND	50	15	ug/l	
10061-02-6	trans-1,3-Dichloropropene	ND	50	11	ug/l	
100-41-4	Ethylbenzene	ND	50	18	ug/l	
76-13-1	Freon 113	ND	50	24	ug/l	
591-78-6	2-Hexanone	ND	500	100	ug/l	
98-82-8	Isopropylbenzene	ND	50	11	ug/l	
79-20-9	Methyl Acetate	ND	1000	250	ug/l	

ND = Not detected MDL = Method Detection Limit

J = Indicates an estimated value

RL = Reporting Limit

B = Indicates analyte found in associated method blank

E = Indicates value exceeds calibration range

N = Indicates presumptive evidence of a compound

Report of Analysis

Client Sample ID:	SMMW-4	Date Sampled:	04/12/22
Lab Sample ID:	FA94920-34	Date Received:	04/15/22
Matrix:	AQ - Water	Percent Solids:	n/a
Method:	SW846 8260D		
Project:	FPE; Edgefield, SC		

VOA TCL List (SOM02.0)

CAS No.	Compound	Result	RL	MDL	Units	Q
74-83-9	Methyl Bromide	ND	250	100	ug/l	
74-87-3	Methyl Chloride	ND	100	25	ug/l	
108-87-2	Methylcyclohexane	ND	50	22	ug/l	
75-09-2	Methylene Chloride	ND	250	100	ug/l	
108-10-1	4-Methyl-2-pentanone (MIBK)	ND	250	50	ug/l	
1634-04-4	Methyl Tert Butyl Ether	ND	50	11	ug/l	
100-42-5	Styrene	ND	50	11	ug/l	
79-34-5	1,1,2,2-Tetrachloroethane	ND	50	15	ug/l	
127-18-4	Tetrachloroethylene	ND	50	11	ug/l	
108-88-3	Toluene	ND	50	15	ug/l	
87-61-6	1,2,3-Trichlorobenzene	ND	100	31	ug/l	
120-82-1	1,2,4-Trichlorobenzene	ND	100	25	ug/l	
71-55-6	1,1,1-Trichloroethane	ND	50	12	ug/l	
79-00-5	1,1,2-Trichloroethane	ND	50	23	ug/l	
79-01-6	Trichloroethylene	4900	50	17	ug/l	
75-69-4	Trichlorofluoromethane	ND	100	25	ug/l	
75-01-4	Vinyl Chloride	ND	50	20	ug/l	
	m,p-Xylene	ND	100	23	ug/l	
95-47-6	o-Xylene	ND	50	13	ug/l	

CAS No.	Surrogate Recoveries	Run# 1	Run# 2	Limits
1868-53-7	Dibromofluoromethane	102%		83-118%
17060-07-0	1,2-Dichloroethane-D4	101%		79-125%
2037-26-5	Toluene-D8	96%		85-112%
460-00-4	4-Bromofluorobenzene	104%		83-118%

ND = Not detected MDL = Method Detection Limit
 RL = Reporting Limit
 E = Indicates value exceeds calibration range

J = Indicates an estimated value
 B = Indicates analyte found in associated method blank
 N = Indicates presumptive evidence of a compound

Report of Analysis

Client Sample ID: DUP-2		Date Sampled: 04/12/22
Lab Sample ID: FA94920-35		Date Received: 04/15/22
Matrix: AQ - Water		Percent Solids: n/a
Method: SW846 8260D		
Project: FPE; Edgefield, SC		

Run #	File ID	DF	Analyzed	By	Prep Date	Prep Batch	Analytical Batch
Run #1	2P88396.D	50	04/26/22 18:40	CF	n/a	n/a	V2P3465
Run #2							

Run #	Purge Volume
Run #1	5.0 ml
Run #2	

VOA TCL List (SOM02.0)

CAS No.	Compound	Result	RL	MDL	Units	Q
67-64-1	Acetone	ND	1300	500	ug/l	
71-43-2	Benzene	ND	50	16	ug/l	
74-97-5	Bromochloromethane	ND	50	23	ug/l	
75-27-4	Bromodichloromethane	ND	50	12	ug/l	
75-25-2	Bromoform	ND	50	20	ug/l	
78-93-3	2-Butanone (MEK)	ND	250	100	ug/l	
75-15-0	Carbon Disulfide	ND	100	27	ug/l	
56-23-5	Carbon Tetrachloride	ND	50	18	ug/l	
108-90-7	Chlorobenzene	ND	50	10	ug/l	
75-00-3	Chloroethane	ND	100	33	ug/l	
67-66-3	Chloroform	ND	50	15	ug/l	
110-82-7	Cyclohexane	ND	50	20	ug/l	
124-48-1	Dibromochloromethane	ND	50	14	ug/l	
96-12-8	1,2-Dibromo-3-chloropropane	ND	250	52	ug/l	
106-93-4	1,2-Dibromoethane	ND	100	14	ug/l	
75-71-8	Dichlorodifluoromethane	ND	100	25	ug/l	
95-50-1	1,2-Dichlorobenzene	ND	50	16	ug/l	
541-73-1	1,3-Dichlorobenzene	ND	50	11	ug/l	
106-46-7	1,4-Dichlorobenzene	ND	50	13	ug/l	
75-34-3	1,1-Dichloroethane	ND	50	17	ug/l	
107-06-2	1,2-Dichloroethane	ND	50	16	ug/l	
75-35-4	1,1-Dichloroethylene	ND	50	16	ug/l	
156-59-2	cis-1,2-Dichloroethylene	536	50	14	ug/l	
156-60-5	trans-1,2-Dichloroethylene	13.8	50	11	ug/l	J
78-87-5	1,2-Dichloropropane	ND	50	21	ug/l	
10061-01-5	cis-1,3-Dichloropropene	ND	50	15	ug/l	
10061-02-6	trans-1,3-Dichloropropene	ND	50	11	ug/l	
100-41-4	Ethylbenzene	ND	50	18	ug/l	
76-13-1	Freon 113	ND	50	24	ug/l	
591-78-6	2-Hexanone	ND	500	100	ug/l	
98-82-8	Isopropylbenzene	ND	50	11	ug/l	
79-20-9	Methyl Acetate	ND	1000	250	ug/l	

ND = Not detected MDL = Method Detection Limit

J = Indicates an estimated value

RL = Reporting Limit

B = Indicates analyte found in associated method blank

E = Indicates value exceeds calibration range

N = Indicates presumptive evidence of a compound

Report of Analysis

Client Sample ID:	DUP-2	Date Sampled:	04/12/22
Lab Sample ID:	FA94920-35	Date Received:	04/15/22
Matrix:	AQ - Water	Percent Solids:	n/a
Method:	SW846 8260D		
Project:	FPE; Edgefield, SC		

VOA TCL List (SOM02.0)

CAS No.	Compound	Result	RL	MDL	Units	Q
74-83-9	Methyl Bromide	ND	250	100	ug/l	
74-87-3	Methyl Chloride	ND	100	25	ug/l	
108-87-2	Methylcyclohexane	ND	50	22	ug/l	
75-09-2	Methylene Chloride	ND	250	100	ug/l	
108-10-1	4-Methyl-2-pentanone (MIBK)	ND	250	50	ug/l	
1634-04-4	Methyl Tert Butyl Ether	ND	50	11	ug/l	
100-42-5	Styrene	ND	50	11	ug/l	
79-34-5	1,1,2,2-Tetrachloroethane	ND	50	15	ug/l	
127-18-4	Tetrachloroethylene	ND	50	11	ug/l	
108-88-3	Toluene	ND	50	15	ug/l	
87-61-6	1,2,3-Trichlorobenzene	ND	100	31	ug/l	
120-82-1	1,2,4-Trichlorobenzene	ND	100	25	ug/l	
71-55-6	1,1,1-Trichloroethane	ND	50	12	ug/l	
79-00-5	1,1,2-Trichloroethane	ND	50	23	ug/l	
79-01-6	Trichloroethylene	4830	50	17	ug/l	
75-69-4	Trichlorofluoromethane	ND	100	25	ug/l	
75-01-4	Vinyl Chloride	ND	50	20	ug/l	
	m,p-Xylene	ND	100	23	ug/l	
95-47-6	o-Xylene	ND	50	13	ug/l	

CAS No.	Surrogate Recoveries	Run# 1	Run# 2	Limits
1868-53-7	Dibromofluoromethane	103%		83-118%
17060-07-0	1,2-Dichloroethane-D4	100%		79-125%
2037-26-5	Toluene-D8	96%		85-112%
460-00-4	4-Bromofluorobenzene	103%		83-118%

ND = Not detected MDL = Method Detection Limit
 RL = Reporting Limit
 E = Indicates value exceeds calibration range

J = Indicates an estimated value
 B = Indicates analyte found in associated method blank
 N = Indicates presumptive evidence of a compound

Report of Analysis

Client Sample ID: SMMW-6		
Lab Sample ID: FA94920-36		Date Sampled: 04/12/22
Matrix: AQ - Water		Date Received: 04/15/22
Method: SW846 8260D		Percent Solids: n/a
Project: FPE; Edgefield, SC		

	File ID	DF	Analyzed	By	Prep Date	Prep Batch	Analytical Batch
Run #1	2P88398.D	25	04/26/22 19:12	CF	n/a	n/a	V2P3465
Run #2 ^a	2P88442.D	10	04/27/22 17:25	CF	n/a	n/a	V2P3466

	Purge Volume
Run #1	5.0 ml
Run #2	5.0 ml

VOA TCL List (SOM02.0)

CAS No.	Compound	Result	RL	MDL	Units	Q
67-64-1	Acetone	ND	630	250	ug/l	
71-43-2	Benzene	ND	25	7.8	ug/l	
74-97-5	Bromochloromethane	ND	25	11	ug/l	
75-27-4	Bromodichloromethane	ND	25	6.1	ug/l	
75-25-2	Bromoform	ND	25	10	ug/l	
78-93-3	2-Butanone (MEK)	ND	130	50	ug/l	
75-15-0	Carbon Disulfide	ND	50	13	ug/l	
56-23-5	Carbon Tetrachloride	ND	25	8.9	ug/l	
108-90-7	Chlorobenzene	ND	25	5.0	ug/l	
75-00-3	Chloroethane	ND	50	17	ug/l	
67-66-3	Chloroform	9.3	25	7.5	ug/l	J
110-82-7	Cyclohexane	ND	25	9.8	ug/l	
124-48-1	Dibromochloromethane	ND	25	6.9	ug/l	
96-12-8	1,2-Dibromo-3-chloropropane	ND	130	26	ug/l	
106-93-4	1,2-Dibromoethane	ND	50	6.9	ug/l	
75-71-8	Dichlorodifluoromethane	ND	50	13	ug/l	
95-50-1	1,2-Dichlorobenzene	ND	25	8.1	ug/l	
541-73-1	1,3-Dichlorobenzene	ND	25	5.4	ug/l	
106-46-7	1,4-Dichlorobenzene	ND	25	6.4	ug/l	
75-34-3	1,1-Dichloroethane	ND	25	8.5	ug/l	
107-06-2	1,2-Dichloroethane	ND	25	7.8	ug/l	
75-35-4	1,1-Dichloroethylene	ND	25	8.1	ug/l	
156-59-2	cis-1,2-Dichloroethylene	64.8	25	6.9	ug/l	
156-60-5	trans-1,2-Dichloroethylene	ND	25	5.5	ug/l	
78-87-5	1,2-Dichloropropane	ND	25	11	ug/l	
10061-01-5	cis-1,3-Dichloropropene	ND	25	7.3	ug/l	
10061-02-6	trans-1,3-Dichloropropene	ND	25	5.4	ug/l	
100-41-4	Ethylbenzene	ND	25	8.9	ug/l	
76-13-1	Freon 113	ND	25	12	ug/l	
591-78-6	2-Hexanone	ND	250	50	ug/l	
98-82-8	Isopropylbenzene	ND	25	5.5	ug/l	
79-20-9	Methyl Acetate	ND	500	130	ug/l	

ND = Not detected MDL = Method Detection Limit

RL = Reporting Limit

E = Indicates value exceeds calibration range

J = Indicates an estimated value

B = Indicates analyte found in associated method blank

N = Indicates presumptive evidence of a compound

Report of Analysis

Client Sample ID:	SMMW-6	Date Sampled:	04/12/22
Lab Sample ID:	FA94920-36	Date Received:	04/15/22
Matrix:	AQ - Water	Percent Solids:	n/a
Method:	SW846 8260D		
Project:	FPE; Edgefield, SC		

VOA TCL List (SOM02.0)

CAS No.	Compound	Result	RL	MDL	Units	Q
74-83-9	Methyl Bromide	ND	130	50	ug/l	
74-87-3	Methyl Chloride	ND	50	13	ug/l	
108-87-2	Methylcyclohexane	ND	25	11	ug/l	
75-09-2	Methylene Chloride	ND	130	50	ug/l	
108-10-1	4-Methyl-2-pentanone (MIBK)	ND	130	25	ug/l	
1634-04-4	Methyl Tert Butyl Ether	ND	25	5.7	ug/l	
100-42-5	Styrene	ND	25	5.6	ug/l	
79-34-5	1,1,2,2-Tetrachloroethane	ND	25	7.5	ug/l	
127-18-4	Tetrachloroethylene	ND	25	5.4	ug/l	
108-88-3	Toluene	ND	25	7.5	ug/l	
87-61-6	1,2,3-Trichlorobenzene	ND	50	15	ug/l	
120-82-1	1,2,4-Trichlorobenzene	ND	50	13	ug/l	
71-55-6	1,1,1-Trichloroethane	ND	25	6.2	ug/l	
79-00-5	1,1,2-Trichloroethane	ND	25	12	ug/l	
79-01-6	Trichloroethylene	704	25	8.6	ug/l	
75-69-4	Trichlorofluoromethane	ND	50	13	ug/l	
75-01-4	Vinyl Chloride	ND	25	10	ug/l	
	m,p-Xylene	ND	50	12	ug/l	
95-47-6	o-Xylene	ND	25	6.4	ug/l	

CAS No.	Surrogate Recoveries	Run# 1	Run# 2	Limits
1868-53-7	Dibromofluoromethane	101%	102%	83-118%
17060-07-0	1,2-Dichloroethane-D4	97%	100%	79-125%
2037-26-5	Toluene-D8	95%	95%	85-112%
460-00-4	4-Bromofluorobenzene	105%	105%	83-118%

(a) Sample vial(s) contained bubbles greater than 6mm. Confirmation run beyond hold time.

ND = Not detected MDL = Method Detection Limit
 RL = Reporting Limit
 E = Indicates value exceeds calibration range

J = Indicates an estimated value
 B = Indicates analyte found in associated method blank
 N = Indicates presumptive evidence of a compound

Report of Analysis

Client Sample ID: B-4SF		Date Sampled: 04/12/22
Lab Sample ID: FA94920-37		Date Received: 04/15/22
Matrix: AQ - Water		Percent Solids: n/a
Method: SW846 8260D		
Project: FPE; Edgefield, SC		

Run #	File ID	DF	Analyzed	By	Prep Date	Prep Batch	Analytical Batch
Run #1	2P88400.D	20	04/26/22 19:43	CF	n/a	n/a	V2P3465
Run #2							

Run #	Purge Volume
Run #1	5.0 ml
Run #2	

VOA TCL List (SOM02.0)

CAS No.	Compound	Result	RL	MDL	Units	Q
67-64-1	Acetone	ND	500	200	ug/l	
71-43-2	Benzene	ND	20	6.2	ug/l	
74-97-5	Bromochloromethane	ND	20	9.0	ug/l	
75-27-4	Bromodichloromethane	ND	20	4.8	ug/l	
75-25-2	Bromoform	ND	20	8.1	ug/l	
78-93-3	2-Butanone (MEK)	ND	100	40	ug/l	
75-15-0	Carbon Disulfide	ND	40	11	ug/l	
56-23-5	Carbon Tetrachloride	ND	20	7.1	ug/l	
108-90-7	Chlorobenzene	ND	20	4.0	ug/l	
75-00-3	Chloroethane	ND	40	13	ug/l	
67-66-3	Chloroform	ND	20	6.0	ug/l	
110-82-7	Cyclohexane	ND	20	7.8	ug/l	
124-48-1	Dibromochloromethane	ND	20	5.5	ug/l	
96-12-8	1,2-Dibromo-3-chloropropane	ND	100	21	ug/l	
106-93-4	1,2-Dibromoethane	ND	40	5.5	ug/l	
75-71-8	Dichlorodifluoromethane	ND	40	10	ug/l	
95-50-1	1,2-Dichlorobenzene	ND	20	6.5	ug/l	
541-73-1	1,3-Dichlorobenzene	ND	20	4.3	ug/l	
106-46-7	1,4-Dichlorobenzene	ND	20	5.1	ug/l	
75-34-3	1,1-Dichloroethane	ND	20	6.8	ug/l	
107-06-2	1,2-Dichloroethane	ND	20	6.2	ug/l	
75-35-4	1,1-Dichloroethylene	ND	20	6.4	ug/l	
156-59-2	cis-1,2-Dichloroethylene	85.5	20	5.5	ug/l	
156-60-5	trans-1,2-Dichloroethylene	ND	20	4.4	ug/l	
78-87-5	1,2-Dichloropropane	ND	20	8.5	ug/l	
10061-01-5	cis-1,3-Dichloropropene	ND	20	5.8	ug/l	
10061-02-6	trans-1,3-Dichloropropene	ND	20	4.3	ug/l	
100-41-4	Ethylbenzene	ND	20	7.1	ug/l	
76-13-1	Freon 113	ND	20	9.6	ug/l	
591-78-6	2-Hexanone	ND	200	40	ug/l	
98-82-8	Isopropylbenzene	ND	20	4.4	ug/l	
79-20-9	Methyl Acetate	ND	400	100	ug/l	

ND = Not detected MDL = Method Detection Limit

RL = Reporting Limit

E = Indicates value exceeds calibration range

J = Indicates an estimated value

B = Indicates analyte found in associated method blank

N = Indicates presumptive evidence of a compound

Report of Analysis

Client Sample ID:	B-4SF	Date Sampled:	04/12/22
Lab Sample ID:	FA94920-37	Date Received:	04/15/22
Matrix:	AQ - Water	Percent Solids:	n/a
Method:	SW846 8260D		
Project:	FPE; Edgefield, SC		

VOA TCL List (SOM02.0)

CAS No.	Compound	Result	RL	MDL	Units	Q
74-83-9	Methyl Bromide	ND	100	40	ug/l	
74-87-3	Methyl Chloride	ND	40	10	ug/l	
108-87-2	Methylcyclohexane	ND	20	8.7	ug/l	
75-09-2	Methylene Chloride	ND	100	40	ug/l	
108-10-1	4-Methyl-2-pentanone (MIBK)	ND	100	20	ug/l	
1634-04-4	Methyl Tert Butyl Ether	ND	20	4.6	ug/l	
100-42-5	Styrene	ND	20	4.4	ug/l	
79-34-5	1,1,2,2-Tetrachloroethane	ND	20	6.0	ug/l	
127-18-4	Tetrachloroethylene	ND	20	4.3	ug/l	
108-88-3	Toluene	ND	20	6.0	ug/l	
87-61-6	1,2,3-Trichlorobenzene	ND	40	12	ug/l	
120-82-1	1,2,4-Trichlorobenzene	ND	40	10	ug/l	
71-55-6	1,1,1-Trichloroethane	ND	20	5.0	ug/l	
79-00-5	1,1,2-Trichloroethane	ND	20	9.3	ug/l	
79-01-6	Trichloroethylene	969	20	6.9	ug/l	
75-69-4	Trichlorofluoromethane	ND	40	10	ug/l	
75-01-4	Vinyl Chloride	ND	20	8.2	ug/l	
	m,p-Xylene	ND	40	9.3	ug/l	
95-47-6	o-Xylene	ND	20	5.1	ug/l	

CAS No.	Surrogate Recoveries	Run# 1	Run# 2	Limits
1868-53-7	Dibromofluoromethane	103%		83-118%
17060-07-0	1,2-Dichloroethane-D4	102%		79-125%
2037-26-5	Toluene-D8	96%		85-112%
460-00-4	4-Bromofluorobenzene	104%		83-118%

ND = Not detected MDL = Method Detection Limit
 RL = Reporting Limit
 E = Indicates value exceeds calibration range

J = Indicates an estimated value
 B = Indicates analyte found in associated method blank
 N = Indicates presumptive evidence of a compound

Report of Analysis

Client Sample ID: MW-52		Date Sampled: 04/13/22
Lab Sample ID: FA94920-38		Date Received: 04/15/22
Matrix: AQ - Water		Percent Solids: n/a
Method: SW846 8260D		
Project: FPE; Edgefield, SC		

Run #	File ID	DF	Analyzed	By	Prep Date	Prep Batch	Analytical Batch
Run #1	O67783.D	5	04/27/22 08:23	CF	n/a	n/a	VO2686
Run #2 ^a	2P88434.D	20	04/27/22 15:19	CF	n/a	n/a	V2P3466

Run #	Purge Volume
Run #1	5.0 ml
Run #2	5.0 ml

VOA TCL List (SOM02.0)

CAS No.	Compound	Result	RL	MDL	Units	Q
67-64-1	Acetone	ND	130	50	ug/l	
71-43-2	Benzene	ND	5.0	1.6	ug/l	
74-97-5	Bromochloromethane	ND	5.0	2.3	ug/l	
75-27-4	Bromodichloromethane	ND	5.0	1.2	ug/l	
75-25-2	Bromoform	ND	5.0	2.0	ug/l	
78-93-3	2-Butanone (MEK)	ND	25	10	ug/l	
75-15-0	Carbon Disulfide ^b	ND	10	2.7	ug/l	
56-23-5	Carbon Tetrachloride	ND	5.0	1.8	ug/l	
108-90-7	Chlorobenzene	ND	5.0	1.0	ug/l	
75-00-3	Chloroethane	ND	10	3.3	ug/l	
67-66-3	Chloroform	ND	5.0	1.5	ug/l	
110-82-7	Cyclohexane ^b	ND	5.0	2.0	ug/l	
124-48-1	Dibromochloromethane	ND	5.0	1.4	ug/l	
96-12-8	1,2-Dibromo-3-chloropropane	ND	25	5.2	ug/l	
106-93-4	1,2-Dibromoethane	ND	10	1.4	ug/l	
75-71-8	Dichlorodifluoromethane	ND	10	2.5	ug/l	
95-50-1	1,2-Dichlorobenzene	ND	5.0	1.6	ug/l	
541-73-1	1,3-Dichlorobenzene	ND	5.0	1.1	ug/l	
106-46-7	1,4-Dichlorobenzene	ND	5.0	1.3	ug/l	
75-34-3	1,1-Dichloroethane	ND	5.0	1.7	ug/l	
107-06-2	1,2-Dichloroethane	ND	5.0	1.6	ug/l	
75-35-4	1,1-Dichloroethylene ^b	ND	5.0	1.6	ug/l	
156-59-2	cis-1,2-Dichloroethylene	263	5.0	1.4	ug/l	
156-60-5	trans-1,2-Dichloroethylene	2.4	5.0	1.1	ug/l	J
78-87-5	1,2-Dichloropropane	ND	5.0	2.1	ug/l	
10061-01-5	cis-1,3-Dichloropropene	ND	5.0	1.5	ug/l	
10061-02-6	trans-1,3-Dichloropropene	ND	5.0	1.1	ug/l	
100-41-4	Ethylbenzene	ND	5.0	1.8	ug/l	
76-13-1	Freon 113 ^b	ND	5.0	2.4	ug/l	
591-78-6	2-Hexanone	ND	50	10	ug/l	
98-82-8	Isopropylbenzene	ND	5.0	1.1	ug/l	
79-20-9	Methyl Acetate	ND	100	25	ug/l	

ND = Not detected MDL = Method Detection Limit

J = Indicates an estimated value

RL = Reporting Limit

B = Indicates analyte found in associated method blank

E = Indicates value exceeds calibration range

N = Indicates presumptive evidence of a compound

Report of Analysis

Client Sample ID: MW-52	
Lab Sample ID: FA94920-38	Date Sampled: 04/13/22
Matrix: AQ - Water	Date Received: 04/15/22
Method: SW846 8260D	Percent Solids: n/a
Project: FPE; Edgefield, SC	

VOA TCL List (SOM02.0)

CAS No.	Compound	Result	RL	MDL	Units	Q
74-83-9	Methyl Bromide	ND	25	10	ug/l	
74-87-3	Methyl Chloride	ND	10	2.5	ug/l	
108-87-2	Methylcyclohexane ^b	ND	5.0	2.2	ug/l	
75-09-2	Methylene Chloride	10.2	25	10	ug/l	J
108-10-1	4-Methyl-2-pentanone (MIBK)	ND	25	5.0	ug/l	
1634-04-4	Methyl Tert Butyl Ether	ND	5.0	1.1	ug/l	
100-42-5	Styrene	ND	5.0	1.1	ug/l	
79-34-5	1,1,2,2-Tetrachloroethane	ND	5.0	1.5	ug/l	
127-18-4	Tetrachloroethylene	ND	5.0	1.1	ug/l	
108-88-3	Toluene	ND	5.0	1.5	ug/l	
87-61-6	1,2,3-Trichlorobenzene	ND	10	3.1	ug/l	
120-82-1	1,2,4-Trichlorobenzene	ND	10	2.5	ug/l	
71-55-6	1,1,1-Trichloroethane	ND	5.0	1.2	ug/l	
79-00-5	1,1,2-Trichloroethane	ND	5.0	2.3	ug/l	
79-01-6	Trichloroethylene	1320 ^c	20	6.9	ug/l	
75-69-4	Trichlorofluoromethane	ND	10	2.5	ug/l	
75-01-4	Vinyl Chloride	ND	5.0	2.0	ug/l	
	m,p-Xylene	ND	10	2.3	ug/l	
95-47-6	o-Xylene	ND	5.0	1.3	ug/l	

CAS No.	Surrogate Recoveries	Run# 1	Run# 2	Limits
1868-53-7	Dibromofluoromethane	104%	103%	83-118%
17060-07-0	1,2-Dichloroethane-D4	104%	101%	79-125%
2037-26-5	Toluene-D8	101%	95%	85-112%
460-00-4	4-Bromofluorobenzene	101%	103%	83-118%

(a) Sample vial(s) contained bubbles greater than 6mm.

(b) Associated CCV outside control limits low.

(c) Result is from Run# 2

ND = Not detected MDL = Method Detection Limit

RL = Reporting Limit

E = Indicates value exceeds calibration range

J = Indicates an estimated value

B = Indicates analyte found in associated method blank

N = Indicates presumptive evidence of a compound

Report of Analysis

Client Sample ID: MW-25		Date Sampled: 04/13/22
Lab Sample ID: FA94920-39		Date Received: 04/15/22
Matrix: AQ - Water		Percent Solids: n/a
Method: SW846 8260D		
Project: FPE; Edgefield, SC		

	File ID	DF	Analyzed	By	Prep Date	Prep Batch	Analytical Batch
Run #1	O67784.D	100	04/27/22 08:48	CF	n/a	n/a	VO2686
Run #2 ^a	2P88428.D	100	04/27/22 13:45	CF	n/a	n/a	V2P3466

	Purge Volume
Run #1	5.0 ml
Run #2	5.0 ml

VOA TCL List (SOM02.0)

CAS No.	Compound	Result	RL	MDL	Units	Q
67-64-1	Acetone	ND	2500	1000	ug/l	
71-43-2	Benzene	ND	100	31	ug/l	
74-97-5	Bromochloromethane	ND	100	45	ug/l	
75-27-4	Bromodichloromethane	ND	100	24	ug/l	
75-25-2	Bromoform	ND	100	41	ug/l	
78-93-3	2-Butanone (MEK)	ND	500	200	ug/l	
75-15-0	Carbon Disulfide ^b	ND	200	53	ug/l	
56-23-5	Carbon Tetrachloride	ND	100	36	ug/l	
108-90-7	Chlorobenzene	ND	100	20	ug/l	
75-00-3	Chloroethane	ND	200	67	ug/l	
67-66-3	Chloroform	ND	100	30	ug/l	
110-82-7	Cyclohexane ^b	ND	100	39	ug/l	
124-48-1	Dibromochloromethane	ND	100	28	ug/l	
96-12-8	1,2-Dibromo-3-chloropropane	ND	500	100	ug/l	
106-93-4	1,2-Dibromoethane	ND	200	28	ug/l	
75-71-8	Dichlorodifluoromethane	ND	200	50	ug/l	
95-50-1	1,2-Dichlorobenzene	ND	100	32	ug/l	
541-73-1	1,3-Dichlorobenzene	ND	100	22	ug/l	
106-46-7	1,4-Dichlorobenzene	ND	100	26	ug/l	
75-34-3	1,1-Dichloroethane	ND	100	34	ug/l	
107-06-2	1,2-Dichloroethane	ND	100	31	ug/l	
75-35-4	1,1-Dichloroethylene ^b	ND	100	32	ug/l	
156-59-2	cis-1,2-Dichloroethylene	1130	100	28	ug/l	
156-60-5	trans-1,2-Dichloroethylene	ND	100	22	ug/l	
78-87-5	1,2-Dichloropropane	ND	100	43	ug/l	
10061-01-5	cis-1,3-Dichloropropene	ND	100	29	ug/l	
10061-02-6	trans-1,3-Dichloropropene	ND	100	21	ug/l	
100-41-4	Ethylbenzene	ND	100	36	ug/l	
76-13-1	Freon 113 ^b	ND	100	48	ug/l	
591-78-6	2-Hexanone	ND	1000	200	ug/l	
98-82-8	Isopropylbenzene	ND	100	22	ug/l	
79-20-9	Methyl Acetate	ND	2000	500	ug/l	

ND = Not detected MDL = Method Detection Limit

J = Indicates an estimated value

RL = Reporting Limit

B = Indicates analyte found in associated method blank

E = Indicates value exceeds calibration range

N = Indicates presumptive evidence of a compound

Report of Analysis

Client Sample ID: MW-25	
Lab Sample ID: FA94920-39	Date Sampled: 04/13/22
Matrix: AQ - Water	Date Received: 04/15/22
Method: SW846 8260D	Percent Solids: n/a
Project: FPE; Edgefield, SC	

VOA TCL List (SOM02.0)

CAS No.	Compound	Result	RL	MDL	Units	Q
74-83-9	Methyl Bromide	ND	500	200	ug/l	
74-87-3	Methyl Chloride	ND	200	50	ug/l	
108-87-2	Methylcyclohexane ^b	ND	100	44	ug/l	
75-09-2	Methylene Chloride	ND	500	200	ug/l	
108-10-1	4-Methyl-2-pentanone (MIBK)	ND	500	100	ug/l	
1634-04-4	Methyl Tert Butyl Ether	ND	100	23	ug/l	
100-42-5	Styrene	ND	100	22	ug/l	
79-34-5	1,1,2,2-Tetrachloroethane	ND	100	30	ug/l	
127-18-4	Tetrachloroethylene	ND	100	22	ug/l	
108-88-3	Toluene	ND	100	30	ug/l	
87-61-6	1,2,3-Trichlorobenzene	ND	200	61	ug/l	
120-82-1	1,2,4-Trichlorobenzene	ND	200	50	ug/l	
71-55-6	1,1,1-Trichloroethane	ND	100	25	ug/l	
79-00-5	1,1,2-Trichloroethane	ND	100	47	ug/l	
79-01-6	Trichloroethylene ^c	5970	100	35	ug/l	
75-69-4	Trichlorofluoromethane	ND	200	50	ug/l	
75-01-4	Vinyl Chloride	ND	100	41	ug/l	
	m,p-Xylene	ND	200	47	ug/l	
95-47-6	o-Xylene	ND	100	26	ug/l	

CAS No.	Surrogate Recoveries	Run# 1	Run# 2	Limits
1868-53-7	Dibromofluoromethane	103%	102%	83-118%
17060-07-0	1,2-Dichloroethane-D4	102%	97%	79-125%
2037-26-5	Toluene-D8	101%	96%	85-112%
460-00-4	4-Bromofluorobenzene	99%	104%	83-118%

(a) Sample vial(s) contained bubbles greater than 6mm. Confirmation run.

(b) Associated CCV outside control limits low.

(c) Suspected carry-over.

ND = Not detected MDL = Method Detection Limit
 RL = Reporting Limit
 E = Indicates value exceeds calibration range

J = Indicates an estimated value
 B = Indicates analyte found in associated method blank
 N = Indicates presumptive evidence of a compound

Report of Analysis

Client Sample ID: MW-54		Date Sampled: 04/13/22
Lab Sample ID: FA94920-40		Date Received: 04/15/22
Matrix: AQ - Water		Percent Solids: n/a
Method: SW846 8260D		
Project: FPE; Edgefield, SC		

	File ID	DF	Analyzed	By	Prep Date	Prep Batch	Analytical Batch
Run #1	2P88436.D	25	04/27/22 15:51	CF	n/a	n/a	V2P3466
Run #2	O67785.D	25	04/27/22 09:12	CF	n/a	n/a	VO2686

	Purge Volume
Run #1	5.0 ml
Run #2	5.0 ml

VOA TCL List (SOM02.0)

CAS No.	Compound	Result	RL	MDL	Units	Q
67-64-1	Acetone	ND	630	250	ug/l	
71-43-2	Benzene	ND	25	7.8	ug/l	
74-97-5	Bromochloromethane	ND	25	11	ug/l	
75-27-4	Bromodichloromethane	ND	25	6.1	ug/l	
75-25-2	Bromoform	ND	25	10	ug/l	
78-93-3	2-Butanone (MEK)	ND	130	50	ug/l	
75-15-0	Carbon Disulfide	ND	50	13	ug/l	
56-23-5	Carbon Tetrachloride	ND	25	8.9	ug/l	
108-90-7	Chlorobenzene	ND	25	5.0	ug/l	
75-00-3	Chloroethane	ND	50	17	ug/l	
67-66-3	Chloroform	ND	25	7.5	ug/l	
110-82-7	Cyclohexane	ND	25	9.8	ug/l	
124-48-1	Dibromochloromethane	ND	25	6.9	ug/l	
96-12-8	1,2-Dibromo-3-chloropropane	ND	130	26	ug/l	
106-93-4	1,2-Dibromoethane	ND	50	6.9	ug/l	
75-71-8	Dichlorodifluoromethane	ND	50	13	ug/l	
95-50-1	1,2-Dichlorobenzene	ND	25	8.1	ug/l	
541-73-1	1,3-Dichlorobenzene	ND	25	5.4	ug/l	
106-46-7	1,4-Dichlorobenzene	ND	25	6.4	ug/l	
75-34-3	1,1-Dichloroethane	ND	25	8.5	ug/l	
107-06-2	1,2-Dichloroethane	ND	25	7.8	ug/l	
75-35-4	1,1-Dichloroethylene	20.4	25	8.1	ug/l	J
156-59-2	cis-1,2-Dichloroethylene	127	25	6.9	ug/l	
156-60-5	trans-1,2-Dichloroethylene	ND	25	5.5	ug/l	
78-87-5	1,2-Dichloropropane	ND	25	11	ug/l	
10061-01-5	cis-1,3-Dichloropropene	ND	25	7.3	ug/l	
10061-02-6	trans-1,3-Dichloropropene	ND	25	5.4	ug/l	
100-41-4	Ethylbenzene	ND	25	8.9	ug/l	
76-13-1	Freon 113	ND	25	12	ug/l	
591-78-6	2-Hexanone	ND	250	50	ug/l	
98-82-8	Isopropylbenzene	ND	25	5.5	ug/l	
79-20-9	Methyl Acetate	ND	500	130	ug/l	

ND = Not detected MDL = Method Detection Limit

J = Indicates an estimated value

RL = Reporting Limit

B = Indicates analyte found in associated method blank

E = Indicates value exceeds calibration range

N = Indicates presumptive evidence of a compound

Report of Analysis

Client Sample ID: MW-54	
Lab Sample ID: FA94920-40	Date Sampled: 04/13/22
Matrix: AQ - Water	Date Received: 04/15/22
Method: SW846 8260D	Percent Solids: n/a
Project: FPE; Edgefield, SC	

VOA TCL List (SOM02.0)

CAS No.	Compound	Result	RL	MDL	Units	Q
74-83-9	Methyl Bromide	ND	130	50	ug/l	
74-87-3	Methyl Chloride	ND	50	13	ug/l	
108-87-2	Methylcyclohexane	ND	25	11	ug/l	
75-09-2	Methylene Chloride	ND	130	50	ug/l	
108-10-1	4-Methyl-2-pentanone (MIBK)	ND	130	25	ug/l	
1634-04-4	Methyl Tert Butyl Ether	ND	25	5.7	ug/l	
100-42-5	Styrene	ND	25	5.6	ug/l	
79-34-5	1,1,2,2-Tetrachloroethane	ND	25	7.5	ug/l	
127-18-4	Tetrachloroethylene	47.0	25	5.4	ug/l	
108-88-3	Toluene	ND	25	7.5	ug/l	
87-61-6	1,2,3-Trichlorobenzene	ND	50	15	ug/l	
120-82-1	1,2,4-Trichlorobenzene	ND	50	13	ug/l	
71-55-6	1,1,1-Trichloroethane	ND	25	6.2	ug/l	
79-00-5	1,1,2-Trichloroethane	ND	25	12	ug/l	
79-01-6	Trichloroethylene	1230	25	8.6	ug/l	
75-69-4	Trichlorofluoromethane	ND	50	13	ug/l	
75-01-4	Vinyl Chloride	ND	25	10	ug/l	
	m,p-Xylene	ND	50	12	ug/l	
95-47-6	o-Xylene	ND	25	6.4	ug/l	

CAS No.	Surrogate Recoveries	Run# 1	Run# 2	Limits
1868-53-7	Dibromofluoromethane	100%	104%	83-118%
17060-07-0	1,2-Dichloroethane-D4	99%	102%	79-125%
2037-26-5	Toluene-D8	96%	102%	85-112%
460-00-4	4-Bromofluorobenzene	103%	99%	83-118%

ND = Not detected MDL = Method Detection Limit
 RL = Reporting Limit
 E = Indicates value exceeds calibration range

J = Indicates an estimated value
 B = Indicates analyte found in associated method blank
 N = Indicates presumptive evidence of a compound

Misc. Forms

Custody Documents and Other Forms

Includes the following where applicable:

- Chain of Custody

FA94920

Contact & Company Name: Jeff Beckner / Arca Arc Telephone: 706-828-4421 Address: 1450 Greene St. Stezzo City, State, Zip: Augusta GA 30901 E-mail Address:	Project Name/Location (City, State): FPE / Edgefield, SC Project #: 30067293 Sampler's Printed Name: Reggie Ricard Sampler's Signature: 	Preservation: B Filtered (✓): # of Containers: 3 Container Information: 1	Keys Preservation Key: A. H ₂ SO ₄ B. HCl C. HNO ₃ D. NaOH E. None F. Other: _____ G. Other: _____ H. Other: _____ Container Information Key: 1. 40 ml Vial 2. 1 L Amber 3. 250 ml Plastic 4. 500 ml Plastic 5. Encore 6. 2 oz. Glass 7. 4 oz. Glass 8. 8 oz. Glass 9. Other: _____ 10. Other: _____ Matrix Key: SO - Soil W - Water T - Tissue SE - Sediment SL - Sludge A - Air NL - NAPL/Oil SW - Sample Wipe Other: _____
PARAMETER ANALYSIS & METHOD			
Sample ID	Collection	Type (✓)	Matrix
	Date Time	Comp Grab	
1	4-22-10	X	W
2	4-13-10	X	W
3	4-13-10	X	W
4	4-13-10	X	W
5	4-13-10	X	W
6	4-13-10	X	W
7	4-13-12	X	W
8	4-13-12	X	W
9	4-13-13	X	W
10	4-13-13	X	W
11	4-13-13	X	W
12	4-13-13	X	W
Special Instructions/Comments: □ Special QA/QC Instructions (✓):			
3.4 TRI			
Laboratory Information and Receipt		Relinquished By	Received By
Lab Name:	Cooler Custody Seal (✓)	Printed Name: Reggie Ricard	Printed Name: Carlos G. Delgado
<input checked="" type="checkbox"/> Cooler packed with ice (✓)	<input type="checkbox"/> Intact <input type="checkbox"/> Not Intact	Signature: 	Signature:
Specify Turnaround Requirements:	Sample Receipt:	Firm/Courier: ARCADIS	Firm/Courier:
Shipping Tracking #:	Condition/Cooler Temp: _____	Date/Time: 10-14-22/1000	Date/Time:
20730828 Co/C AR Form 08.27.2015		Distribution: WHITE - Laboratory returns with results	YELLOW - Lab copy
		PINK - Retained by Arcadis	

4.1
4

Contact & Company Name: Jeff Beckner / Arcadis Address: 1450 Greene St. Ste 220 City State Zip: Augusta GA 30901	Telephone: 706 828 4424 Fax: E-mail Address: Project Name/Location (City, State): FPE (Edgewood, SC) Project #: 30067293 Sampler's Printed Name: Reggie Ricard Sampler's Signature: <i>[Signature]</i>	Preservative: B Filtered (✓): # of Containers: 3 Container Information: 1	Preservation Key: A. H ₂ SO ₄ B. HCL C. HNO ₃ D. NaOH E. None F. Other: _____ G. Other: _____ H. Other: _____
--	---	--	--

Keys	
Container Information Key: 1. 40 ml Vial 2. 1 L Amber 3. 250 ml Plastic 4. 500 ml Plastic 5. Encore 6. 2 oz. Glass 7. 4 oz. Glass 8. 8 oz. Glass 9. Other: _____ 10. Other: _____	Matrix Key: SO - Soil W - Water T - Tissue SE - Sediment SL - Sludge A - Air NL - NAPL/Oil SW - Sample Wipe Other: _____

PARAMETER ANALYSIS & METHOD

VBI0107120 VMS+TLE VMS+TLES					
-----------------------------------	--	--	--	--	--

Sample ID	Collection		Type (✓)		Matrix
	Date	Time	Comp	Grab	
13 LBMW-10Z	4-12-22	0815	X	W	X
14 PMW-2	4-12-22	0855	X	W	X
15 PMW-4	4-12-22	0935	X	W	X
16 PS.MW-4	4-12-22	1015	X	W	X
17 PS.MW-5	4-12-22	1055	X	W	X
18 AMW-2	4-12-22	1215	X	W	X
19 AMW-3	4-12-22	1255	X	W	X
20 RTB-6	4-12-22	1335	X	W	X
21 Dup-1	4-12-22	—	X	W	X
22 AMW-5	4-12-22	1415	X	W	X
23 MW-17	4-13-22	0735	X	W	X
24 Dup-3	4-13-22	—	X	W	X
25 MW-53	4-13-22	0825	X	W	X
26 MW-28	4-13-22	0910	X	W	X

REMARKS

Special Instructions/Comments: Special QA/QC Instructions(✓):

Laboratory Information and Receipt		Relinquished By	Received By	Relinquished By	Laboratory Received By
Lab Name:	Cooler Custody Seal (✓) <input type="checkbox"/> Intact <input type="checkbox"/> Not Intact	Printed Name: Reggie Ricard Signature: <i>[Signature]</i>	Printed Name: Signature:	Printed Name: Signature:	Printed Name: Carlos G Delgado Signature: <i>[Signature]</i>
Specify Turnaround Requirements:	Sample Receipt:	Firm: ARCADIS	Firm/Courier:	Firm/Courier:	Firm: SGS
Shipping Tracking #:	Condition/Cooler Temp: _____	Date/Time: 4-14-22 1000	Date/Time:	Date/Time:	Date/Time: 4/15/22 0930

FA94920

Send Results to:	Contact & Company Name: Jeff Beckner	Telephone: 706-828-4421	Preservative: B							Keys Preservation Key: A. H ₂ SO ₄ B. HCL C. HNO ₃ D. NaOH E. None F. Other: _____ G. Other: _____ H. Other: _____ Matrix Key: SO - Soil W - Water T - Tissue Container Information Key: 1. 40 ml Vial 2. 1 L Amber 3. 250 ml Plastic 4. 500 ml Plastic 5. Encore 6. 2 oz Glass 7. 4 oz Glass 8. 8 oz Glass 9. Other: _____ 10. Other: _____ Matrix Key: SE - Sediment SL - Sludge A - Air NL - NAPL/Oil SW - Sample Wipe Other: _____
	Address: 1750 GREGG ST Suite 270	Fac:	Filtered (✓):							
	City: Augusta State: GA Zip: 30901	E-mail Address:	# of Containers: 3							
	Project Name/Location (City, State): FPE Edgelyield, SC	Project #:	Container Information: 1							
Sampler's Name: J. O'Brien	Sampler's Signature: <i>J. O'Brien</i>	PARAMETER ANALYSIS & METHOD								
Sample ID	Collection	Type (✓)	Matrix	18/12/07/12/20 (11/15/17/18) (11/15/17/18)						
	Date Time	Comp Grab								
27 SMMW-11	4-12 0810	✓ W	3							
28 B-1SF	4-12 0850	✓ W	3							
29 SMMW-12	4-12 0935	✓ W	3							
30 SMMW-2	4-12 1015	✓ W	3							
31 SMMW-3	4-12 1100	✓ W	3							
32 SMMW-7	4-12 1205	✓ W	3							
33 SMMW-9	4-12 1245	✓ W	3							
34 SMMW-4	4-12 1330	✓ W	3							
35 DUP-2	4-12 -	✓ W	3							
36 SMMW-6	4-12 1415	✓ W	3							
37 B-4SF	4-12 1500	✓ W	3							
38 MW-52	4-13 0800	✓ W	3							
39 MW-25	4-13 0945	✓ W	3							
40 MW-54	4-13 0930	✓ W	3							
Special Instructions/Comments: _____ <input type="checkbox"/> Special QA/QC Instructions (✓): _____										
Laboratory Information and Receipt		Relinquished By		Received By		Relinquished By		Laboratory Received By		
Lab Name: SGS	Cooler Custody Seal (✓)	Printed Name: J. O'Brien	Printed Name:	Printed Name:	Printed Name: Carlos G. Delgado					
<input checked="" type="checkbox"/> Cooler packed with ice (✓)	<input type="checkbox"/> Intact <input type="checkbox"/> Not Intact	Signature: <i>J. O'Brien</i>	Signature:	Signature:	Signature: <i>Carlos G. Delgado</i>					
Specify Turnaround Requirements:	Sample Receipt:	Firm/Courier: ARCADIS	Firm/Courier:	Firm/Courier:	Firm: SGS					
Shipping Tracking #:	Condition/Cooler Temp: _____	Date/Time: 4-14-22/1000	Date/Time:	Date/Time:	Date/Time: 4-15-22 0930					

20730826 CoC/AR Form 08.27.2015 Distribution: WHITE - Laboratory returns with results YELLOW - Lab copy PINK - Retained by Arcadis

SGS Sample Receipt Summary

Job Number: FA94920

Client: ARCADIS

Project: FPE/30067293

Date / Time Received: 4/15/2022 9:30:00 AM

Delivery Method: FED EX

Airbill #'s: 5700 7349 0818

Therm ID: IR 1;

Therm CF: 0.4;

of Coolers: 1

Cooler Temps (Raw Measured) °C: Cooler 1: (3.4);

Cooler Temps (Corrected) °C: Cooler 1: (3.8);

Cooler Information

Y or N

- 1. Custody Seals Present
- 2. Custody Seals Intact
- 3. Temp criteria achieved
- 4. Cooler temp verification IR Gun
- 5. Cooler media Ice (Bag)

Trip Blank Information

Y or N

N/A

- 1. Trip Blank present / cooler
 - 2. Trip Blank listed on COC
- W or S N/A
- 3. Type Of TB Received

Sample Information

Y or N

N/A

- 1. Sample labels present on bottles
- 2. Samples preserved properly
- 3. Sufficient volume/containers recvd for analysis:
- 4. Condition of sample Intact
- 5. Sample recvd within HT
- 6. Dates/Times/IDs on COC match Sample Label
- 7. VOCs have headspace
- 8. Bottles received for unspecified tests
- 9. Compositing instructions clear
- 10. Voa Soil Kits/Jars received past 48hrs?
- 11. % Solids Jar received?
- 12. Residual Chlorine Present?

Misc. Information

Number of Encores: 25-Gram _____

5-Gram _____

Number of 5035 Field Kits: _____

Number of Lab Filtered Metals: _____

Test Strip Lot #s: pH 0-3 230315

pH 10-12 219813A

Other: (Specify) _____

Residual Chlorine Test Strip Lot #: _____

Comments SAMPLES #27, #30 #33, #34,#35,#36 & #37 HAVE HEADSAPCE ON ALL 3 OF THEIR VIALS.

SAMPLES #6,#8,#9,#10 EACH HAVE HEADSPACE ON 1 VIAL.

Technician: CARLOSD

Date: 4/15/2022 9:30:00 AM

Reviewer: _____

Date: _____

SM001
Rev. Date 05/24/17

FA94920: Chain of Custody

Page 4 of 5

4.1
4

CSR: Evita Martinez

Response Date: 4/18/2022

Response: Please proceed, the client is notified.

4.1

4

SM001
Rev. Date 05/24/17

FA94920: Chain of Custody
Page 5 of 5

Groundwater Sampling - Low-Flow



Well ID: MW-17 Date: 4/13/2022 Event: 1Q Semiannual
 Client: FPE Facility/Area: Edgefield/Former FPE Facility Field Technician: Reggie.Ricard@arcadis_us.com
 Weather Conditions: Clear,Clouds Temp (°F): 59 Wind: 8 mph
 Well head PID Reading: _____ Measuring Point Description: Top of Inner Casing Other: _____
 Casing Material: PVC Diameter: 2.00 in Surface Finish: Flush Mount Purge Method: Low-Flow

Static Water Level (ft-bmp): 24.22 Depth to Product (ft-bmp): _____ Total Depth (ft-bmp): 30.10
 Water Column (ft): 5.88 Gallons in Well: 0.96 Type of Equipment: Peristaltic Other: _____
 Purge Start Time: 07:05 Total Volume Purged: 1.50 Gallons Water Quality Meter: Horiba U-52
 Purge End Time: 07:35 Purge Water Disposal: System sump Replicate Type: Dup
 Sample Method: Pump Sample Time: 07:35 Replicate Number: Dup-3

Time	Minutes Elapsed	Rate (mL/min)	Depth to Water (ft)	gal Purged	pH	Conductivity mS/cm	Turbidity (NTU)	Dissolved Oxygen (mg/L)	Temperature (°C)	ORP (mV)	Appearance	
											Color	Odor
07:15	0	0.05	24.34	0.50	5.55	0.09	1.80	5.88	19.75	219.00	Clear	None
07:25	10	0.05	24.35	1.00	5.55	0.09	0.70	5.90	19.78	218.00	Clear	None
07:35	20	0.05	24.35	1.50	5.55	0.09	0.80	5.91	19.75	219.00	Clear	None

Constituents Sampled	Container	Number	Preservative
VOCs (Method 8260B)	40 mL Glass Vial	3	HCL

Well Information MW-17

Well Locked At Arrival: Yes Arrival Action Taken: _____ Lock Functioning: Yes Lock Function Action Taken: _____

Well Locked at Departure: Yes Departure Action Taken: _____ Well Labeled Properly: Yes Label Action Taken: _____

Comments: _____

Groundwater Sampling -



Well ID: MW-19 Date: 4/13/2022 Event: 1Q Semiannual

Client: FPE Facility/Area: Edgefield/Former FPE Facility Field Technician: Reggie.Ricard@arcadis_us.com

Weather Conditions: Clear,Clouds Temp (°F): 60 wind: 8 mph

Note: UNABLE TO SAMPLE WELL: Well is Dry

Inaccessible? _____ Damaged? No Type: _____

Well head PID Reading: _____ Measuring Point Description: _____ Other: _____

Casing Material: _____ Diameter: in Surface Finish: _____ Purge Method: _____

Static Water Level (ft-bmp): _____ Depth to Product (ft-bmp): _____ Total Depth (ft-bmp): _____

Water Column (ft): _____ Gallons in Well: _____ Type of Equipment: _____ Other: _____

Purge Start Time: _____ Total Volume Purged: _____ Water Quality Meter: _____

Purge End Time: _____ Purge Water Disposal: _____ Replicate Type: _____

Sample Method: _____ Sample Time: _____ Replicate Number: _____

Well Information MW-19

Well Locked At Arrival: Yes Arrival Action Taken: _____ Lock Functioning: Yes Lock Function Action Taken: _____

Well Locked at Departure: Yes Departure Action Taken: _____ Well Labeled Properly: Yes Label Action Taken: _____

Comments: _____

Groundwater Sampling - Low-Flow



Well ID: MW-25 Date: 4/13/2022 Event: 1Q Semiannual
 Client: FPE Facility/Area: Edgefield/Former FPE Facility Field Technician: John.OBrien@arcadis_us.com
 Weather Conditions: Clouds Temp (°F): 56 Wind: 10 mph
 Well head PID Reading: _____ Measuring Point Description: Top of Inner Casing Other: _____
 Casing Material: PVC Diameter: 2.00 in Surface Finish: Stick up Purge Method: Low-Flow

Static Water Level (ft-bmp): 59.80 Depth to Product (ft-bmp): _____ Total Depth (ft-bmp): 109.00
 Water Column (ft): 49.20 Gallons in Well: 8.03 Type of Equipment: Centrifugal Other: _____
 Purge Start Time: 08:15 Total Volume Purged: 1900.00 Milliliters Water Quality Meter: Horiba U-52
 Purge End Time: 08:45 Purge Water Disposal: Treatment system Replicate Type: Not Applicable
 Sample Method: Pump Sample Time: 08:45 Replicate Number: _____

Time	Minutes Elapsed	Rate (mL/min)	Depth to Water (ft)	mL Purged	pH	Conductivity mS/cm	Turbidity (NTU)	Dissolved Oxygen (mg/L)	Temperature (°C)	ORP (mV)	Appearance	
											Color	Odor
08:25	0	190.00	59.82	1,900.00	6.18	0.13	2.40	0.00	22.14	21.00	Clear	None
08:35	10	190.00	59.85	1,900.00	6.17	0.13	2.20	0.00	22.18	22.00	Clear	None
08:45	20	190.00	59.87	1,900.00	6.15	0.12	2.10	0.00	22.20	23.00	Clear	None

Constituents Sampled	Container	Number	Preservative
VOCs (Method 8260B)	40 mL Glass Vial	3	HCL

Well Information MW-25

Well Locked At Arrival: Yes Arrival Action Taken: _____ Lock Functioning: Yes Lock Function Action Taken: _____

Well Locked at Departure: Yes Departure Action Taken: _____ Well Labeled Properly: Yes Label Action Taken: _____

Comments: _____

Groundwater Sampling - Low-Flow



Well ID: MW-28 **Date:** 4/13/2022 **Event:** 1Q Semiannual
Client: FPE **Facility/Area:** Edgefield/Former FPE Facility **Field Technician:** Reggie.Ricard@arcadis_us.com
Weather Conditions: Clear,Clouds **Temp (°F):** 63 **wind:** 8 mph
Well head PID Reading: _____ **Measuring Point Description:** Top of Inner Casing **Other:** _____
Casing Material: PVC **Diameter:** 2.00 in **Surface Finish:** Flush Mount **Purge Method:** Low-Flow

Static Water Level (ft-bmp): 27.16 **Depth to Product (ft-bmp):** _____ **Total Depth (ft-bmp):** 40.00
Water Column (ft): 12.84 **Gallons in Well:** 2.10 **Type of Equipment:** Peristaltic **Other:** _____
Purge Start Time: 08:40 **Total Volume Purged:** 1.50 Gallons **Water Quality Meter:** Horiba U-52
Purge End Time: 09:10 **Purge Water Disposal:** System sump **Replicate Type:** Not Applicable
Sample Method: Pump **Sample Time:** 09:10 **Replicate Number:** _____

Time	Minutes Elapsed	Rate (mL/min)	Depth to Water (ft)	gal Purged	pH	Conductivity mS/cm	Turbidity (NTU)	Dissolved Oxygen (mg/L)	Temperature (°C)	ORP (mV)	Appearance	
											Color	Odor
08:50	0	0.05	27.28	0.50	5.20	0.07	2.40	5.99	20.28	269.00	Clear	None
09:00	10	0.05	27.30	1.00	5.20	0.07	0.00	5.96	20.27	269.00	Clear	None
09:10	20	190.00	27.30	1.50	5.20	0.07	0.00	5.97	20.28	269.00	Clear	None

Constituents Sampled	Container	Number	Preservative
VOCs (Method 8260B)	40 mL Glass Vial	3	HCL

Well Information MW-28
Well Locked At Arrival: Yes **Arrival Action Taken:** _____ **Lock Functioning:** Yes **Lock Function Action Taken:** _____
Well Locked at Departure: Yes **Departure Action Taken:** _____ **Well Labeled Properly:** Yes **Label Action Taken:** _____
Comments: _____

Groundwater Sampling - Low-Flow



Well ID: MW-52 Date: 4/13/2022 Event: 1Q Semiannual
 Client: FPE Facility/Area: Edgefield/Former FPE Facility Field Technician: John.OBrien@arcadis_us.com
 Weather Conditions: Clouds,Clear Temp (°F): 56 Wind: 1 mph
 Well head PID Reading: _____ Measuring Point Description: Top of Inner Casing Other: _____
 Casing Material: Carbon Steel Diameter: 6.00 in Surface Finish: Flush Mount Purge Method: Low-Flow

Static Water Level (ft-bmp): 60.89 Depth to Product (ft-bmp): _____ Total Depth (ft-bmp): 151.00
 Water Column (ft): 90.11 Gallons in Well: 132.35 Type of Equipment: Centrifugal Other: _____
 Purge Start Time: 07:30 Total Volume Purged: 1900.00 Milliliters Water Quality Meter: Horiba U-52
 Purge End Time: 08:00 Purge Water Disposal: Treatment system Replicate Type: Not Applicable
 Sample Method: Pump Sample Time: 08:00 Replicate Number: _____

Time	Minutes Elapsed	Rate (mL/min)	Depth to Water (ft)	mL Purged	pH	Conductivity mS/cm	Turbidity (NTU)	Dissolved Oxygen (mg/L)	Temperature (°C)	ORP (mV)	Appearance	
											Color	Odor
07:50	0	190.00	60.90	1,900.00	6.28	0.15	1.40	0.67	22.28	23.00	Clear	None
08:00	10	190.00	60.90	1,900.00	6.29	0.15	1.20	0.66	22.25	24.00	Clear	None
08:40	50	190.00	60.89	1,900.00	6.31	0.15	1.50	0.73	22.30	22.00	Clear	None

Constituents Sampled	Container	Number	Preservative
VOCs (Method 8260B)	40 mL Glass Vial	3	HCL

Well Information MW-52

Well Locked At Arrival: Yes Arrival Action Taken: _____ Lock Functioning: Yes Lock Function Action Taken: _____

Well Locked at Departure: Yes Departure Action Taken: _____ Well Labeled Properly: Yes Label Action Taken: _____

Comments: _____

Groundwater Sampling - Low-Flow



Well ID: MW-53 Date: 4/13/2022 Event: 1Q Semiannual
 Client: FPE Facility/Area: Edgefield/Former FPE Facility Field Technician: Reggie.Ricard@arcadis_us.com
 Weather Conditions: Clear,Clouds Temp (°F): 60 Wind: 8 mph
 Well head PID Reading: _____ Measuring Point Description: Top of Inner Casing Other: _____
 Casing Material: PVC Diameter: 6.00 in Surface Finish: Flush Mount Purge Method: Low-Flow

Static Water Level (ft-bmp): 27.71 Depth to Product (ft-bmp): _____ Total Depth (ft-bmp): 120.00
 Water Column (ft): 92.29 Gallons in Well: 135.56 Type of Equipment: Peristaltic Other: _____
 Purge Start Time: 07:55 Total Volume Purged: 1.50 Gallons Water Quality Meter: Horiba U-52
 Purge End Time: 08:25 Purge Water Disposal: System sump Replicate Type: Not Applicable
 Sample Method: Pump Sample Time: 08:25 Replicate Number: _____

Time	Minutes Elapsed	Rate (mL/min)	Depth to Water (ft)	gal Purged	pH	Conductivity mS/cm	Turbidity (NTU)	Dissolved Oxygen (mg/L)	Temperature (°C)	ORP (mV)	Appearance Color Odor	
08:05	0	0.05	27.90	0.50	6.12	0.11	0.00	3.30	20.85	172.00	Clear	None
08:15	10	0.05	27.90	1.00	6.12	0.11	0.00	3.28	20.84	172.00	Clear	None
08:25	20	0.05	27.91	1.50	6.13	0.11	0.00	3.27	20.81	171.00	Clear	None

Constituents Sampled	Container	Number	Preservative
VOCs (Method 8260B)	40 mL Glass Vial	3	HCL

Well Information MW-53

Well Locked At Arrival: Yes Arrival Action Taken: _____ Lock Functioning: Yes Lock Function Action Taken: _____

Well Locked at Departure: Yes Departure Action Taken: _____ Well Labeled Properly: Yes Label Action Taken: _____

Comments: _____

Groundwater Sampling - Low-Flow



Well ID: MW-54 **Date:** 4/13/2022 **Event:** 1Q Semiannual
Client: FPE **Facility/Area:** Edgefield/Former FPE Facility **Field Technician:** John.OBrien@arcadis_us.com
Weather Conditions: Clouds **Temp (°F):** 56 **wind:** 10 mph
Well head PID Reading: _____ **Measuring Point Description:** Top of Inner Casing **Other:** _____
Casing Material: Carbon Steel **Diameter:** 6.00 in **Surface Finish:** Stick up **Purge Method:** Low-Flow

Static Water Level (ft-bmp): 68.21 **Depth to Product (ft-bmp):** _____ **Total Depth (ft-bmp):** 120.00
Water Column (ft): 51.79 **Gallons in Well:** 76.07 **Type of Equipment:** Centrifugal **Other:** _____
Purge Start Time: 09:00 **Total Volume Purged:** 1900.00 Milliliters **Water Quality Meter:** Horiba U-52
Purge End Time: 09:30 **Purge Water Disposal:** Treatment system **Replicate Type:** Not Applicable
Sample Method: Pump **Sample Time:** 09:30 **Replicate Number:** _____

Time	Minutes Elapsed	Rate (mL/min)	Depth to Water (ft)	mL Purged	pH	Conductivity mS/cm	Turbidity (NTU)	Dissolved Oxygen (mg/L)	Temperature (°C)	ORP (mV)	Appearance	
											Color	Odor
09:20	0	190.00	68.23	1,900.00	6.73	0.18	1.30	0.00	21.79	-40.00	Clear	None
09:30	10	190.00	68.23	1,900.00	6.72	0.18	1.10	0.00	21.80	-40.00	Clear	None
21:10	710	190.00	68.21	1,900.00	6.73	0.18	1.40	0.00	21.80	-42.00	Clear	None

Constituents Sampled	Container	Number	Preservative
VOCs (Method 8260B)	40 mL Glass Vial	3	HCL

Well Information MW-54
Well Locked At Arrival: Yes **Arrival Action Taken:** _____ **Lock Functioning:** Yes **Lock Function Action Taken:** _____
Well Locked at Departure: Yes **Departure Action Taken:** _____ **Well Labeled Properly:** Yes **Label Action Taken:** _____
Comments: _____

Groundwater Sampling - Low-Flow



Well ID: AMW-02 Date: 4/12/2022 Event: 1Q Semiannual
Ευγενεια/Καθιστ Πρασ Κοσμο
 Client: FPE Facility/Area: Properties Field Technician: Reggie.Ricard@arcadis_us.com
 Weather Conditions: Clear Temp (°F): 73 Wind: 5 mph
 Well head PID Reading: _____ Measuring Point Description: Top of Inner Casing Other: _____
 Casing Material: PVC Diameter: 2.00 in Surface Finish: Flush Mount Purge Method: Low-Flow

Static Water Level (ft-bmp): 1.18 Depth to Product (ft-bmp): _____ Total Depth (ft-bmp): 41.50
 Water Column (ft): 40.32 Gallons in Well: 6.58 Type of Equipment: Peristaltic Other: _____
 Purge Start Time: 11:45 Total Volume Purged: 1.50 Gallons Water Quality Meter: Horiba U-52
 Purge End Time: 12:15 Purge Water Disposal: System sump Replicate Type: Not Applicable
 Sample Method: Pump Sample Time: 12:15 Replicate Number: _____

Time	Minutes Elapsed	Rate (mL/min)	Depth to Water (ft)	gal Purged	pH	Conductivity mS/cm	Turbidity (NTU)	Dissolved Oxygen (mg/L)	Temperature (°C)	ORP (mV)	Appearance	
											Color	Odor
11:55	0	190.00	1.40	0.50	6.21	0.04	1.90	2.40	21.15	134.00	Clear	None
12:05	10	190.00	1.41	1.00	6.21	0.04	0.40	2.37	21.13	134.00	Clear	None
12:15	20	190.00	1.41	1.50	6.21	0.04	0.50	2.35	21.13	134.00	Clear	None

Constituents Sampled	Container	Number	Preservative
VOCs (Method 8260B)(TCL List)	40 mL Glass Vial	3	HCL

Well Information AMW-02

Well Locked At Arrival: Yes Arrival Action Taken: _____ Lock Functioning: Yes Lock Function Action Taken: _____

Well Locked at Departure: Yes Departure Action Taken: _____ Well Labeled Properly: Yes Label Action Taken: _____

Comments: _____

Groundwater Sampling - Low-Flow



Well ID: AMW-03 **Date:** 4/12/2022 **Event:** 1Q Semiannual
Ευγενίου Κραβδίτη Πλατφόρμα
Client: FPE **Facility/Area:** Properties **Field Technician:** Reggie.Ricard@arcadis_us.com
Weather Conditions: Clear **Temp (°F):** 77 **wind:** 7 mph
Well head PID Reading: _____ **Measuring Point Description:** Top of Inner Casing **Other:** _____
Casing Material: PVC **Diameter:** 2.00 in **Surface Finish:** Flush Mount **Purge Method:** Low-Flow

Static Water Level (ft-bmp): 22.38 **Depth to Product (ft-bmp):** _____ **Total Depth (ft-bmp):** 54.80
Water Column (ft): 32.42 **Gallons in Well:** 5.29 **Type of Equipment:** Peristaltic **Other:** _____
Purge Start Time: 12:25 **Total Volume Purged:** 1.50 Gallons **Water Quality Meter:** Horiba U-52
Purge End Time: 12:55 **Purge Water Disposal:** System sump **Replicate Type:** Not Applicable
Sample Method: Pump **Sample Time:** 12:55 **Replicate Number:** _____

Time	Minutes Elapsed	Rate (mL/min)	Depth to Water (ft)	gal Purged	pH	Conductivity mS/cm	Turbidity (NTU)	Dissolved Oxygen (mg/L)	Temperature (°C)	ORP (mV)	Appearance	
											Color	Odor
00:35	0	0.05	22.44	0.50	5.89	0.08	5.00	2.60	22.94	160.00	Clear	None
12:45	730	0.05	22.45	1.00	5.89	0.08	3.80	2.59	22.95	161.00	Clear	None
12:55	740	0.05	22.45	1.50	5.89	0.08	2.70	2.58	22.93	161.00	Clear	None

Constituents Sampled	Container	Number	Preservative
VOCs (Method 8260B)(TCL List)	40 mL Glass Vial	3	HCL

Well Information AMW-03
Well Locked At Arrival: Yes **Arrival Action Taken:** _____ **Lock Functioning:** Yes **Lock Function Action Taken:** _____
Well Locked at Departure: Yes **Departure Action Taken:** _____ **Well Labeled Properly:** Yes **Label Action Taken:** _____
Comments: _____

Groundwater Sampling - Low-Flow



Well ID: AMW-05 Date: 4/12/2022 Event: 1Q Semiannual
Ευγενίου Καραβίτη Γκαρ Κόλας
 Client: FPE Facility/Area: Properties Field Technician: Reggie.Ricard@arcadis_us.com
 Weather Conditions: Clear Temp (°F): 79 Wind: 7 mph
 Well head PID Reading: _____ Measuring Point Description: Top of Inner Casing Other: _____
 Casing Material: PVC Diameter: 2.00 in Surface Finish: Stick up Purge Method: Low-Flow

Static Water Level (ft-bmp): 25.75 Depth to Product (ft-bmp): _____ Total Depth (ft-bmp): 105.20
 Water Column (ft): 79.45 Gallons in Well: 12.97 Type of Equipment: Peristaltic Other: _____
 Purge Start Time: 13:45 Total Volume Purged: 1.50 Gallons Water Quality Meter: Horiba U-52
 Purge End Time: 14:15 Purge Water Disposal: System sump Replicate Type: Not Applicable
 Sample Method: Pump Sample Time: 14:15 Replicate Number: _____

Time	Minutes Elapsed	Rate (mL/min)	Depth to Water (ft)	gal Purged	pH	Conductivity mS/cm	Turbidity (NTU)	Dissolved Oxygen (mg/L)	Temperature (°C)	ORP (mV)	Appearance	
											Color	Odor
13:55	0	0.05	26.21	0.50	6.57	0.09	0.60	0.31	26.26	94.00	Clear	None
14:05	10	0.05	26.24	1.00	6.57	0.09	0.90	0.29	26.32	94.00	Clear	None
14:15	20	0.05	26.26	1.50	6.57	0.09	0.40	0.28	26.33	95.00	Clear	None

Constituents Sampled	Container	Number	Preservative
VOCs (Method 8260B)(TCL List)	40 mL Glass Vial	3	HCL

Well Information AMW-05

Well Locked At Arrival: Yes Arrival Action Taken: _____ Lock Functioning: Yes Lock Function Action Taken: _____

Well Locked at Departure: Yes Departure Action Taken: _____ Well Labeled Properly: Yes Label Action Taken: _____

Comments: _____

Groundwater Sampling - Low-Flow



Well ID: PMW-02 Date: 4/12/2022 Event: 1Q Semiannual
Ευγενεια/Καθολικη Πλατα Κωσας
 Client: FPE Facility/Area: Properties Field Technician: Reggie.Ricard@arcadis_us.com
 Weather Conditions: Clear Temp (°F): 53 Wind: 11 mph
 Well head PID Reading: _____ Measuring Point Description: Top of Inner Casing Other: _____
 Casing Material: PVC Diameter: 2.00 in Surface Finish: Flush Mount Purge Method: Low-Flow

Static Water Level (ft-bmp): 0.00 Depth to Product (ft-bmp): _____ Total Depth (ft-bmp): 62.00
 Water Column (ft): 62.00 Gallons in Well: 10.12 Type of Equipment: Peristaltic Other: _____
 Purge Start Time: 08:25 Total Volume Purged: 1.50 Gallons Water Quality Meter: Horiba U-52
 Purge End Time: 08:55 Purge Water Disposal: System sump Replicate Type: Not Applicable
 Sample Method: Pump Sample Time: 08:55 Replicate Number: _____

Time	Minutes Elapsed	Rate (mL/min)	Depth to Water (ft)	gal Purged	pH	Conductivity mS/cm	Turbidity (NTU)	Dissolved Oxygen (mg/L)	Temperature (°C)	ORP (mV)	Appearance	
											Color	Odor
08:35	0	0.05	0.51	0.50	5.99	0.08	0.00	2.72	18.11	95.00	Clear	None
08:45	10	0.05	0.52	1.00	5.99	0.08	0.00	2.70	18.15	95.00	Clear	None
08:55	20	0.05	0.52	1.50	6.00	0.08	0.00	2.69	18.17	95.00	Clear	None

Constituents Sampled	Container	Number	Preservative
VOCs (Method 8260B)(TCL List)	40 mL Glass Vial	3	HCL

Well Information PMW-02

Well Locked At Arrival: Yes Arrival Action Taken: _____ Lock Functioning: Yes Lock Function Action Taken: _____

Well Locked at Departure: Yes Departure Action Taken: _____ Well Labeled Properly: Yes Label Action Taken: _____

Comments: _____

Groundwater Sampling - Low-Flow



Well ID: PMW-04 Date: 4/12/2022 Event: 1Q Semiannual
Ευγενίου/Καββιτ Πτάσι Κόσσι
 Client: FPE Facility/Area: Properties Field Technician: Reggie.Ricard@arcadis_us.com
 Weather Conditions: Clear Temp (°F): 55 Wind: 11 mph
 Well head PID Reading: _____ Measuring Point Description: Top of Inner Casing Other: _____
 Casing Material: PVC Diameter: 2.00 in Surface Finish: Flush Mount Purge Method: Low-Flow

Static Water Level (ft-bmp): 7.52 Depth to Product (ft-bmp): _____ Total Depth (ft-bmp): 90.80
 Water Column (ft): 83.28 Gallons in Well: 13.59 Type of Equipment: Peristaltic Other: _____
 Purge Start Time: 09:05 Total Volume Purged: 1.50 Gallons Water Quality Meter: Horiba U-52
 Purge End Time: 09:35 Purge Water Disposal: System sump Replicate Type: Not Applicable
 Sample Method: Pump Sample Time: 09:35 Replicate Number: _____

Time	Minutes Elapsed	Rate (mL/min)	Depth to Water (ft)	gal Purged	pH	Conductivity mS/cm	Turbidity (NTU)	Dissolved Oxygen (mg/L)	Temperature (°C)	ORP (mV)	Appearance	
											Color	Odor
09:15	0	0.05	7.94	0.50	6.69	0.12	0.90	5.26	17.98	94.00	Clear	None
09:25	10	0.05	7.96	1.00	6.69	0.12	0.70	5.24	17.99	94.00	Clear	None
09:35	20	0.05	7.97	1.50	6.70	0.12	0.40	5.23	18.00	94.00	Clear	None

Constituents Sampled	Container	Number	Preservative
VOCs (Method 8260B)(TCL List)	40 mL Glass Vial	3	HCL

Well Information PMW-04

Well Locked At Arrival: Yes Arrival Action Taken: _____ Lock Functioning: Yes Lock Function Action Taken: _____

Well Locked at Departure: Yes Departure Action Taken: _____ Well Labeled Properly: Yes Label Action Taken: _____

Comments: _____

Groundwater Sampling - Low-Flow



Well ID: PSMW-04 Date: 4/12/2022 Event: 1Q Semiannual
Ευγενίου/Καββίτ ΓΓΑΠ ΚΟΑΟ
 Client: FPE Facility/Area: Properties Field Technician: Reggie.Ricard@arcadis_us.com
 Weather Conditions: Clear Temp (°F): 67 Wind: 4 mph
 Well head PID Reading: _____ Measuring Point Description: Top of Inner Casing Other: _____
 Casing Material: PVC Diameter: 2.00 in Surface Finish: Stick up Purge Method: Low-Flow

Static Water Level (ft-bmp): 5.20 Depth to Product (ft-bmp): _____ Total Depth (ft-bmp): 88.82
 Water Column (ft): 83.62 Gallons in Well: 13.65 Type of Equipment: Peristaltic Other: _____
 Purge Start Time: 09:45 Total Volume Purged: 1.50 Gallons Water Quality Meter: Horiba U-52
 Purge End Time: 10:15 Purge Water Disposal: System sump Replicate Type: Not Applicable
 Sample Method: Pump Sample Time: 10:15 Replicate Number: _____

Time	Minutes Elapsed	Rate (mL/min)	Depth to Water (ft)	gal Purged	pH	Conductivity mS/cm	Turbidity (NTU)	Dissolved Oxygen (mg/L)	Temperature (°C)	ORP (mV)	Appearance	
											Color	Odor
09:55	0	0.05	6.02	0.50	6.89	0.08	1.90	3.63	17.84	92.00	Clear	None
10:05	10	0.05	6.04	1.00	6.89	0.08	0.00	3.59	17.90	92.00	Clear	None
10:15	20	0.05	6.07	1.50	6.89	0.08	0.00	3.58	17.91	92.00	Clear	None

Constituents Sampled	Container	Number	Preservative
VOCs (Method 8260B)(TCL List)	40 mL Glass Vial	3	HCL

Well Information PSMW-04

Well Locked At Arrival: Yes Arrival Action Taken: _____ Lock Functioning: Yes Lock Function Action Taken: _____

Well Locked at Departure: Yes Departure Action Taken: _____ Well Labeled Properly: Yes Label Action Taken: _____

Comments: _____

Groundwater Sampling - Low-Flow



Well ID: PSMW-05 Date: 4/12/2022 Event: 1Q Semiannual
Ευγενεια/Καθολικη Πλατα Κωσας
 Client: FPE Facility/Area: Properties Field Technician: Reggie.Ricard@arcadis_us.com
 Weather Conditions: Clear Temp (°F): 70 Wind: 5 mph
 Well head PID Reading: _____ Measuring Point Description: Top of Inner Casing Other: _____
 Casing Material: PVC Diameter: 2.00 in Surface Finish: Stick up Purge Method: Low-Flow

Static Water Level (ft-bmp): 4.98 Depth to Product (ft-bmp): _____ Total Depth (ft-bmp): 12.55
 Water Column (ft): 7.57 Gallons in Well: 1.24 Type of Equipment: Peristaltic Other: _____
 Purge Start Time: 10:25 Total Volume Purged: 15.00 Gallons Water Quality Meter: Horiba U-52
 Purge End Time: 10:55 Purge Water Disposal: System sump Replicate Type: Not Applicable
 Sample Method: Pump Sample Time: 10:55 Replicate Number: _____

Time	Minutes Elapsed	Rate (mL/min)	Depth to Water (ft)	gal Purged	pH	Conductivity mS/cm	Turbidity (NTU)	Dissolved Oxygen (mg/L)	Temperature (°C)	ORP (mV)	Appearance	
											Color	Odor
10:35	0	0.05	5.21	0.50	5.58	0.07	3.10	0.60	17.68	140.00	Clear	None
10:45	10	0.05	5.23	1.00	5.58	0.07	3.30	0.59	17.65	140.00	Clear	None
10:55	20	190.00	5.24	15.00	5.57	0.07	1.90	0.59	17.69	141.00	Clear	None

Constituents Sampled	Container	Number	Preservative
VOCs (Method 8260B)(TCL List)	40 mL Glass Vial	3	HCL

Well Information PSMW-05

Well Locked At Arrival: Yes Arrival Action Taken: _____ Lock Functioning: Yes Lock Function Action Taken: _____

Well Locked at Departure: Yes Departure Action Taken: _____ Well Labeled Properly: Yes Label Action Taken: _____

Comments: _____

Groundwater Sampling - Low-Flow



Well ID: LBMW-102 **Date:** 4/12/2022 **Event:** 1Q Semiannual
Client: FPE **Facility/Area:** Properties **Field Technician:** Reggie.Ricard@arcadis_us.com
Weather Conditions: Clear **Temp (°F):** 53 **wind:** 9 mph
Well head PID Reading: _____ **Measuring Point Description:** Top of Inner Casing **Other:** _____
Casing Material: PVC **Diameter:** 2.00 in **Surface Finish:** Flush Mount **Purge Method:** Low-Flow

Static Water Level (ft-bmp): 21.49 **Depth to Product (ft-bmp):** _____ **Total Depth (ft-bmp):** 177.00
Water Column (ft): 155.51 **Gallons in Well:** 25.38 **Type of Equipment:** Peristaltic **Other:** _____
Purge Start Time: 07:45 **Total Volume Purged:** 1.50 Gallons **Water Quality Meter:** Horiba U-52
Purge End Time: 08:15 **Purge Water Disposal:** System sump **Replicate Type:** Not Applicable
Sample Method: Pump **Sample Time:** 08:15 **Replicate Number:** _____

Time	Minutes Elapsed	Rate (mL/min)	Depth to Water (ft)	gal Purged	pH	Conductivity mS/cm	Turbidity (NTU)	Dissolved Oxygen (mg/L)	Temperature (°C)	ORP (mV)	Appearance	
											Color	Odor
08:05	0	0.05	21.88	1.00	9.77	0.09	0.50	0.88	17.03	-238.00	Clear	None
08:15	10	0.05	21.89	1.50	9.77	0.09	0.00	0.86	17.03	-238.00	Clear	None
19:55	710	0.05	21.86	0.50	9.76	0.09	0.40	0.89	17.01	-236.00	Clear	None

Constituents Sampled	Container	Number	Preservative
VOCs (Method 8260B)(TCL List)	40 mL Glass Vial	3	HCL

Well Information LBMW-102
Well Locked At Arrival: Yes **Arrival Action Taken:** _____ **Lock Functioning:** Yes **Lock Function Action Taken:** _____
Well Locked at Departure: Yes **Departure Action Taken:** _____ **Well Labeled Properly:** Yes **Label Action Taken:** _____
Comments: _____

Groundwater Sampling - Low-Flow



Well ID: SMMW-02 Date: 4/11/2022 Event: 1Q Semiannual
 Client: FPE Facility/Area: Edgefield/Star Fibers / Martin Field Technician: John.OBrien@arcadis_us.com
 Weather Conditions: Clouds,Clear Temp (°F): 80 wind: 2 mph
 Well head PID Reading: _____ Measuring Point Description: Top of Inner Casing Other: _____
 Casing Material: PVC Diameter: 2.00 in Surface Finish: Stick up Purge Method: Low-Flow

Static Water Level (ft-bmp): 18.38 Depth to Product (ft-bmp): _____ Total Depth (ft-bmp): 24.60
 Water Column (ft): 6.22 Gallons in Well: 1.02 Type of Equipment: Peristaltic Other: _____
 Purge Start Time: 09:45 Total Volume Purged: 2273.00 Milliliters Water Quality Meter: Horiba U-52
 Purge End Time: 10:15 Purge Water Disposal: Treatment system Replicate Type: Not Applicable
 Sample Method: Pump Sample Time: 10:15 Replicate Number: _____

Time	Minutes Elapsed	Rate (mL/min)	Depth to Water (ft)	mL Purged	pH	Conductivity mS/cm	Turbidity (NTU)	Dissolved Oxygen (mg/L)	Temperature (°C)	ORP (mV)	Appearance	
											Color	Odor
09:55	0	190.00	18.40	2,273.00	4.98	0.11	0.00	0.86	19.70	211.00	Clear	None
10:05	10	190.00	18.41	2,273.00	5.00	0.11	0.00	0.85	19.71	212.00	Clear	None
10:15	20	190.00	18.43	2,273.00	4.99	0.11	0.00	0.87	19.71	213.00	Clear	None

Constituents Sampled	Container	Number	Preservative
VOCs (Method 8260B)	40 mL Glass Vial	3	HCL

Well Information SMMW-02

Well Locked At Arrival: Yes Arrival Action Taken: _____ Lock Functioning: Yes Lock Function Action Taken: _____
 Well Locked at Departure: Yes Departure Action Taken: _____ Well Labeled Properly: Yes Label Action Taken: _____
 Comments: _____

Groundwater Sampling - Low-Flow



Well ID: SMMW-03 Date: 4/12/2022 Event: 1Q Semiannual
 Client: FPE Facility/Area: Edgefield/Star Fibers / Martin Field Technician: John.OBrien@arcadis_us.com
 Weather Conditions: Clouds,Clear Temp (°F): 81 Wind: 3 mph
 Well head PID Reading: _____ Measuring Point Description: Top of Inner Casing Other: _____
 Casing Material: PVC Diameter: 2.00 in Surface Finish: Stick up Purge Method: Low-Flow

Static Water Level (ft-bmp): 19.75 Depth to Product (ft-bmp): _____ Total Depth (ft-bmp): 37.60
 Water Column (ft): 17.85 Gallons in Well: 2.91 Type of Equipment: Peristaltic Other: _____
 Purge Start Time: 10:30 Total Volume Purged: 2273.00 Milliliters Water Quality Meter: Horiba U-52
 Purge End Time: 11:00 Purge Water Disposal: Treatment system Replicate Type: Not Applicable
 Sample Method: Pump Sample Time: 11:00 Replicate Number: _____

Time	Minutes Elapsed	Rate (mL/min)	Depth to Water (ft)	mL Purged	pH	Conductivity mS/cm	Turbidity (NTU)	Dissolved Oxygen (mg/L)	Temperature (°C)	ORP (mV)	Appearance	
											Color	Odor
10:40	0	190.00	19.77	2,273.00	5.21	0.10	0.00	0.60	20.19	228.00	Clear	None
10:50	10	190.00	19.78	2,273.00	5.19	0.10	0.00	0.06	20.21	228.00	Clear	None
11:00	20	190.00	19.81	2,273.00	5.20	0.10	0.00	0.60	20.22	229.00	Clear	None

Constituents Sampled	Container	Number	Preservative
VOCs (Method 8260B)	40 mL Glass Vial	3	HCL

Well Information: SMMW-03

Well Locked At Arrival: Yes Arrival Action Taken: _____ Lock Functioning: Yes Lock Function Action Taken: _____
 Well Locked at Departure: Yes Departure Action Taken: _____ Well Labeled Properly: Yes Label Action Taken: _____
 Comments: _____

Groundwater Sampling - Low-Flow



Well ID: SMMW-04 Date: 4/12/2022 Event: 1Q Semiannual
 Client: FPE Facility/Area: Edgefield/Star Fibers / Martin Field Technician: John.OBrien@arcadis_us.com
 Weather Conditions: Clear Temp (°F): 79 Wind: 5 mph
 Well head PID Reading: _____ Measuring Point Description: Top of Inner Casing Other: _____
 Casing Material: PVC Diameter: 2.00 in Surface Finish: Stick up Purge Method: Low-Flow

Static Water Level (ft-bmp): 29.88 Depth to Product (ft-bmp): _____ Total Depth (ft-bmp): 62.00
 Water Column (ft): 32.12 Gallons in Well: 5.24 Type of Equipment: Centrifugal Other: _____
 Purge Start Time: 13:00 Total Volume Purged: 2273.00 Milliliters Water Quality Meter: Horiba U-52
 Purge End Time: 13:30 Purge Water Disposal: Treatment system Replicate Type: Dup
 Sample Method: Pump Sample Time: 13:30 Replicate Number: Dip-2

Time	Minutes Elapsed	Rate (mL/min)	Depth to Water (ft)	mL Purged	pH	Conductivity mS/cm	Turbidity (NTU)	Dissolved Oxygen (mg/L)	Temperature (°C)	ORP (mV)	Appearance Color Odor	
13:10	0	190.00	29.87	2,273.00	5.33	0.09	1.20	1.85	22.07	168.00	Clear	None
13:20	10	190.00	29.89	2,273.00	5.34	0.09	1.40	1.86	22.04	169.00	Clear	None
13:30	20	190.00	29.91	2,273.00	5.36	0.09	1.20	1.86	22.03	170.00	Clear	None

Constituents Sampled	Container	Number	Preservative
VOCs (Method 8260B)	40 mL Glass Vial	3	HCL

Well Information SMMW-04

Well Locked At Arrival: Yes Arrival Action Taken: _____ Lock Functioning: Yes Lock Function Action Taken: _____

Well Locked at Departure: Yes Departure Action Taken: _____ Well Labeled Properly: Yes Label Action Taken: _____

Comments: _____

Groundwater Sampling - Low-Flow



Well ID: SMMW-06 Date: 4/12/2022 Event: 1Q Semiannual
 Client: FPE Facility/Area: Edgefield/Star Fibers / Martin Field Technician: John.OBrien@arcadis_us.com
 Weather Conditions: Clouds Temp (°F): 57 Wind: 8 mph
 Well head PID Reading: _____ Measuring Point Description: Top of Inner Casing Other: _____
 Casing Material: PVC Diameter: 2.00 in Surface Finish: Stick up Purge Method: Low-Flow

Static Water Level (ft-bmp): 28.29 Depth to Product (ft-bmp): _____ Total Depth (ft-bmp): 78.40
 Water Column (ft): 50.11 Gallons in Well: 8.18 Type of Equipment: Centrifugal Other: _____
 Purge Start Time: 13:45 Total Volume Purged: 1900.00 Milliliters Water Quality Meter: Horiba U-52
 Purge End Time: 14:15 Purge Water Disposal: Treatment system Replicate Type: Not Applicable
 Sample Method: Pump Sample Time: 14:15 Replicate Number: _____

Time	Minutes Elapsed	Rate (mL/min)	Depth to Water (ft)	mL Purged	pH	Conductivity mS/cm	Turbidity (NTU)	Dissolved Oxygen (mg/L)	Temperature (°C)	ORP (mV)	Appearance Color Odor	
13:55	0	190.00	28.31	1,900.00	5.58	0.08	0.40	0.19	21.50	103.00	Clear	None
14:05	10	190.00	28.33	1,900.00	5.60	0.08	0.30	0.21	21.48	103.00	Clear	None
14:15	20	190.00	28.36	1,900.00	5.61	0.08	0.50	0.22	21.50	104.00	Clear	None

Constituents Sampled	Container	Number	Preservative
VOCs (Method 8260B)	40 mL Glass Vial	3	HCL

Well Information: SMMW-06

Well Locked At Arrival: Yes Arrival Action Taken: _____ Lock Functioning: Yes Lock Function Action Taken: _____
 Well Locked at Departure: Yes Departure Action Taken: _____ Well Labeled Properly: Yes Label Action Taken: _____
 Comments: _____

Groundwater Sampling - Low-Flow



Well ID: SMMW-07 Date: 4/12/2022 Event: 1Q Semiannual
 Client: FPE Facility/Area: Edgefield/Star Fibers / Martin Field Technician: John.OBrien@arcadis_us.com
 Weather Conditions: Clouds,Snow,Clear Temp (°F): 79 Wind: 4 mph
 Well head PID Reading: _____ Measuring Point Description: Top of Inner Casing Other: _____
 Casing Material: PVC Diameter: 2.00 in Surface Finish: Stick up Purge Method: Low-Flow

Static Water Level (ft-bmp): 19.22 Depth to Product (ft-bmp): _____ Total Depth (ft-bmp): 71.70
 Water Column (ft): 52.48 Gallons in Well: 8.56 Type of Equipment: Peristaltic Other: _____
 Purge Start Time: 11:35 Total Volume Purged: 2273.00 Milliliters Water Quality Meter: Horiba U-52
 Purge End Time: 12:05 Purge Water Disposal: Treatment system Replicate Type: Not Applicable
 Sample Method: Pump Sample Time: 12:05 Replicate Number: _____

Time	Minutes Elapsed	Rate (mL/min)	Depth to Water (ft)	mL Purged	pH	Conductivity mS/cm	Turbidity (NTU)	Dissolved Oxygen (mg/L)	Temperature (°C)	ORP (mV)	Appearance	
											Color	Odor
11:55	0	190.00	19.23	2,273.00	5.87	0.14	1.50	0.00	20.63	91.00	Clear	None
12:05	10	190.00	19.23	2,273.00	5.85	0.14	1.30	0.00	20.64	92.00	Clear	None
23:45	710	190.00	19.22	2,273.00	5.86	0.14	1.80	0.00	20.61	90.00	Clear	None

Constituents Sampled	Container	Number	Preservative
VOCs (Method 8260B)	40 mL Glass Vial	3	HCL

Well Information: SMMW-07

Well Locked At Arrival: Yes Arrival Action Taken: _____ Lock Functioning: Yes Lock Function Action Taken: _____
 Well Locked at Departure: Yes Departure Action Taken: _____ Well Labeled Properly: Yes Label Action Taken: _____
 Comments: _____

Groundwater Sampling - Low-Flow



Well ID: SMMW-09 Date: 4/12/2022 Event: 1Q Semiannual
 Client: FPE Facility/Area: Edgefield/Star Fibers / Martin Field Technician: John.OBrien@arcadis_us.com
 Weather Conditions: Clouds,Clear Temp (°F): 79 Wind: 5 mph
 Well head PID Reading: _____ Measuring Point Description: Top of Inner Casing Other: _____
 Casing Material: PVC Diameter: 4.00 in Surface Finish: Stick up Purge Method: Low-Flow

Static Water Level (ft-bmp): 18.40 Depth to Product (ft-bmp): _____ Total Depth (ft-bmp): 99.45
 Water Column (ft): 81.05 Gallons in Well: 52.91 Type of Equipment: Peristaltic Other: _____
 Purge Start Time: 12:12 Total Volume Purged: 2273.00 Milliliters Water Quality Meter: Horiba U-52
 Purge End Time: 12:45 Purge Water Disposal: Treatment system Replicate Type: Not Applicable
 Sample Method: Pump Sample Time: 12:45 Replicate Number: _____

Time	Minutes Elapsed	Rate (mL/min)	Depth to Water (ft)	mL Purged	pH	Conductivity mS/cm	Turbidity (NTU)	Dissolved Oxygen (mg/L)	Temperature (°C)	ORP (mV)	Appearance Color Odor	
12:25	0	190.00	18.40	2,273.00	6.05	0.14	0.00	0.00	20.77	139.00	Yellow	None
12:35	10	190.00	18.40	2,273.00	6.06	0.14	0.00	0.00	20.78	140.00	Yellow	None
12:45	20	190.00	18.41	2,273.00	6.07	0.14	0.00	0.00	20.78	141.00	Yellow	None

Constituents Sampled	Container	Number	Preservative
VOCs (Method 8260B)	40 mL Glass Vial	3	HCL

Well Information SMMW-09

Well Locked At Arrival: Yes Arrival Action Taken: _____ Lock Functioning: Yes Lock Function Action Taken: _____

Well Locked at Departure: Yes Departure Action Taken: _____ Well Labeled Properly: Yes Label Action Taken: _____

Comments: _____

Groundwater Sampling - Low-Flow



Well ID: SMMW-11 Date: 4/12/2022 Event: 1Q Semiannual
 Client: FPE Facility/Area: Edgefield/Star Fibers / Martin Field Technician: John.OBrien@arcadis_us.com
 Weather Conditions: Rain,Clear Temp (°F): 54 Wind: 3 mph
 Well head PID Reading: _____ Measuring Point Description: Top of Inner Casing Other: _____
 Casing Material: PVC Diameter: 2.00 in Surface Finish: Stick up Purge Method: Low-Flow

Static Water Level (ft-bmp): 10.09 Depth to Product (ft-bmp): _____ Total Depth (ft-bmp): 118.80
 Water Column (ft): 108.71 Gallons in Well: 17.74 Type of Equipment: Peristaltic Other: _____
 Purge Start Time: 07:40 Total Volume Purged: 2273.00 Milliliters Water Quality Meter: Horiba U-52
 Purge End Time: 08:10 Purge Water Disposal: Treatment system Replicate Type: Not Applicable
 Sample Method: Pump Sample Time: 08:10 Replicate Number: _____

Time	Minutes Elapsed	Rate (mL/min)	Depth to Water (ft)	mL Purged	pH	Conductivity mS/cm	Turbidity (NTU)	Dissolved Oxygen (mg/L)	Temperature (°C)	ORP (mV)	Appearance Color Odor	
07:50	0	190.00	10.09	2,273.00	6.32	0.15	0.00	0.69	18.69	-25.00	Clear	None
08:00	10	190.00	10.10	2,273.00	6.33	0.15	0.00	0.66	18.70	-28.00	Clear	None
08:10	20	190.00	10.11	2,273.00	6.34	0.15	0.00	0.65	18.69	-28.00	Clear	None

Constituents Sampled	Container	Number	Preservative
VOCs (Method 8260B)	40 mL Glass Vial	3	HCL

Well Information SMMW-11

Well Locked At Arrival: Yes Arrival Action Taken: _____ Lock Functioning: Yes Lock Function Action Taken: _____

Well Locked at Departure: Yes Departure Action Taken: _____ Well Labeled Properly: Yes Label Action Taken: _____

Comments: _____

Groundwater Sampling - Low-Flow



Well ID: SMMW-12 Date: 4/12/2022 Event: 1Q Semiannual
 Client: FPE Facility/Area: Edgefield/Star Fibers / Martin Field Technician: John.OBrien@arcadis_us.com
 Weather Conditions: Rain,Clear Temp (°F): 55 Wind: 3 mph
 Well head PID Reading: _____ Measuring Point Description: Top of Inner Casing Other: _____
 Casing Material: PVC Diameter: 2.00 in Surface Finish: Stick up Purge Method: Low-Flow

Static Water Level (ft-bmp): 23.61 Depth to Product (ft-bmp): _____ Total Depth (ft-bmp): 83.50
 Water Column (ft): 59.89 Gallons in Well: 9.77 Type of Equipment: Peristaltic Other: _____
 Purge Start Time: 09:05 Total Volume Purged: 2273.00 Milliliters Water Quality Meter: Horiba U-52
 Purge End Time: 09:35 Purge Water Disposal: Treatment system Replicate Type: Not Applicable
 Sample Method: Pump Sample Time: 09:35 Replicate Number: _____

Time	Minutes Elapsed	Rate (mL/min)	Depth to Water (ft)	mL Purged	pH	Conductivity mS/cm	Turbidity (NTU)	Dissolved Oxygen (mg/L)	Temperature (°C)	ORP (mV)	Appearance	
											Color	Odor
09:15	0	190.00	23.62	2,273.00	6.84	0.14	0.00	0.00	20.25	38.00	Clear	None
09:25	10	190.00	23.63	2,273.00	6.84	0.14	0.00	0.00	20.26	39.00	Clear	None
09:35	20	190.00	23.64	2,273.00	6.85	0.14	0.00	0.00	20.27	38.00	Clear	None

Constituents Sampled	Container	Number	Preservative
VOCs (Method 8260B)	40 mL Glass Vial	3	HCL

Well Information: SMMW-12

Well Locked At Arrival: Yes Arrival Action Taken: _____ Lock Functioning: Yes Lock Function Action Taken: _____
 Well Locked at Departure: Yes Departure Action Taken: _____ Well Labeled Properly: Yes Label Action Taken: _____
 Comments: _____

Arcadis U.S., Inc.
1450 Greene Street, Suite 220
Augusta
Georgia 30901-5201
Phone: 706 828 4421
Fax: 706 828 4722
www.arcadis.com